

**2013-14
HUSKY
BASKETBALL
RECORD BOOK**

2013-14 HUSKIES AT A GLANCE NUMERICALLY



1 **Darin Johnson**
6-5 • 200 • Fr. • G
Sacramento, Calif.



2 **Perris Blackwell**
6-9 • 275 • Sr. • F
Etiwanda, Calif.



4 **Hikeem Stewart**
6-2 • 185 • Jr. • G
Seattle, Wash.



5 **Nigel Williams-Goss**
6-3 • 185 • Fr. • G
Happy Valley, Ore.



10 **Connor Smith**
6-9 • 200 • Sr. • F
Wenatchee, Wash.



11 **Mike Anderson**
6-4 • 195 • Jr. • G
Hartford, Conn.



12 **Andrew Andrews**
6-2 • 195 • RS-Sr. • G
Portland, Ore.



21 **Jahmel Taylor**
6-0 • 175 • Fr. • G
Los Angeles, Calif.



22 **Quinn Sterling**
6-5 • 195 • Jr. • G
Mercer Island, Wash.



23 **C.J. Wilcox**
6-5 • 195 • Sr. • G
Pleasant Grove, Utah



24 **Robert Upshaw**
6-11 • 255 • So. • C
Fresno, Calif.



30 **Desmond Simmons**
6-7 • 225 • Jr. • F
Vallejo, Calif.



33 **Jernard Jarreau**
6-10 • 220 • RS-Sr. • F
New Orleans, La.



34 **Gilles Dierickx**
7-0 • 235 • So. • C
Ghent, Belgium.



40 **Shawn Kemp, Jr.**
6-9 • 250 • Jr. • F
Canton, Ga.



Lorenzo Romar
Head Coach
(12th year)



Raphael Chillious
Assistant Coach
(1st year)



Brad Jackson
Assistant Coach
(2nd year)



T.J. Otzelberger
Assistant Coach
(1st year)



Lance LaVetter
Basketball Operations Director
(12th year)



Kegan Bone
Video Operations
(2nd year)



Daniel Shapiro
Strength & Conditioning
(1st year)



Nick Matranga
Graduate Assistant
(1st year)



2013-14 Washington Men's Basketball Roster

NUMERICAL ROSTER

NO	NAME	POS	HT	WT	CL	EXP	HOMETOWN (HIGH SCHOOL/LAST SCHOOL)
1	Darin Johnson	G	6-5	200	Fr.	HS	Sacramento, Calif. (Sheldon)
2	Perris Blackwell#	F	6-9	275	Sr.	TR	Etiwanda, Calif. (Etiwanda/San Francisco)
4	Hikeem Stewart	G	6-2	185	Jr.	2V	Seattle, Wash. (Rainier Beach)
5	Nigel Williams-Goss	G	6-3	185	Fr.	HS	Happy Valley, Ore. (Findlay Prep (Nev.))
11	Mike Anderson	G	6-4	195	Jr.	TR	Hartford, Conn. (Weaver/Moberly Area (Mo.) CC)
12	Andrew Andrews#	G	6-2	195	So.	1V	Portland, Ore. (Benson Tech)
21	Jahmel Taylor	G	6-0	175	Fr.	HS	Los Angeles, Calif. (Pacific Hills)
22	Quinn Sterling	G	6-4	195	Jr.	1V	Mercer Island, Wash. (Mercer Island)
23	C.J. Wilcox#	G	6-5	195	Sr.	3V	Pleasant Grove, Utah (Pleasant Grove)
24	Robert Upshaw	C	6-11	255	So.	TR	Fresno, Calif. (San Joaquin Memorial/Fresno State)
30	Desmond Simmons#	F	6-7	225	Jr.	2V	Vallejo, Calif. (Salesian)
33	Jernard Jarreau#	F	6-10	220	So.	1V	New Orleans, La. (McDonogh 35 Senior)
34	Gilles Dierickx#	C	7-0	235	So.	TR	Ghent, Belgium (West Hills Chaminade/Florida International)
40	Shawn Kemp, Jr.	F	6-9	250	Jr.	2V	Canton, Ga. (Hargrave Military Academy (Va.))

Andrew Andrews

Class: Sophomore
HS: Benson Tech
Position: Guard

12

Hometown: Portland, Ore.
Height/Weight: 6-2 / 195
Experience: 1V

Quick Notes

- Dished out 72 assists, the ninth most ever by a UW freshman.
- Underwent off-season hip surgery on March 30, 2013.
- Interested in majoring in engineering.
- Was the 2011 Oregon 5A State Co-Player of the Year after averaging 24 points, five rebounds and five assists per game for Benson.
- Scored 41 points in state championship game vs. Corvallis.
- Birth name is Andrew Ray.

2012-13 (Freshman) - Redshirt freshman played in 31 games and ended up playing the tenth most minutes by a UW freshman (766) and had the ninth most assists (72) ... scored double figures nine times, six of which came in weekend games ... played 20+ minutes in 29 games ... second on the team with 74 free throw makes and tied for third with 101 attempts, second with 72 assists ... made a stellar college debut with nine points, two rebounds, two assists, one block and 7-of-10 from the free throw line in 24 minutes vs. Loyola ... followed up with nine points on 7-of-9 FT's and dished out four assists vs. Albany in 36 minutes ... eight pts, including a huge 3-pt make in OT win over Seton Hall ... made first career start vs. Saint Louis and had season-high three rebounds and five assists ... career-best game with 13 points, five assists and 36 minutes vs. Cal-State Fullerton in his second start ... missed three games after spraining his right ankle on Dec. 6 during practice ... returned vs. Cal Poly after missing the previous three games and scored eight points in 14 minutes ... set new career high with six rebounds vs. Northern Illinois ... nine pts, six rebs and a steal at UConn ... clinched team's win at WSU with 4 free throws in the last 30 seconds (eight pts overall) ... excellent Bay Area road trip with 12 points and seven rebounds at Cal, followed by six points and UW season-high four steals at Stanford ... averaged 13 ppg in homestand vs. Colorado and Utah ... set new career-highs with 17 points, 13 in the second half, and 3-of-6 from 3-point range vs. Utah ... averaged 9.0 ppg in return home to Oregon ... dished out a career high six assists in his return to his home state of Oregon at OSU ... team high 15 pts, including 11 in the first half, at Oregon ... followed up season low two points vs. Arizona with a career best 20 points vs. ASU ... averaged 4.5 ppg in L.A. series ... tied a career high with seven rebounds vs. Oregon ... had 11 points, six rebounds, career high equaling six assists and just one turnover in 29 minutes vs. OSU ... scored 13 points, two blocks and two steals at ASU ... averaged 16.5 ppg in two games vs. ASU ... scored seven points and nabbed a career-high eight rebounds (five offensive) vs. USC ... averaged 7.0 ppg and 3.5 rpg during the Pac-12 tournament ... 11 points, two blocks and two steals vs. Oregon in quarterfinals of Pac-12 tournament ... scored 12 points and had four assists in season-finale at BYU

2011-12 (RS-Freshman) - Underwent off-season hip surgery on March 30 ... spent the year practicing with the team and redshirted the season.



High School - Was 2011 Oregon 5A State Co-Player of the Year after averaging 24 points, five rebounds and five assists per game ... helped lead Benson Tech in Portland, Ore. to the Oregon Class 5A State Title game, where he scored 41 points, hitting six 3-pointers along the way, in a 79-73 double-overtime loss to Corvallis ... scored a season-high 42 points vs. Evergreen ... notched 31 points, hitting five 3-pointers, in the Oregon-Washington Northwest Shootout HS All-Star game ... 2011 Portland Interscholastic League Player of the Year ... averaged 20 points and eight assists as a junior... scored 11 points in the "Clash of the Classes", an all-star game featuring some of the best talent in Washington and Oregon...played in the Rose City Showcase presented by Nike and the 2010 Hoop Extravaganza, both featuring the top boys AAU teams, in Summer 2010 on the Inner City Players - Portland AAU Team...ranked 68th by ESPN among point guard prospects and is a three-star recruit according to Rivals.com...played in the Nike EYBL (Elite Youth Basketball League) and was called the "Breakout player of the day" by Rivals.com at the third ...second-leading scorer in 2009 for ICP Portland AAU Team including a game-high of 39 points during one contest ... played for Troy Berry at Benson.

Andrew Andrew's Career Statistics

Andrew Anderson's Career Statistics																	
Year	GP-GS	Min/Avg	Total		3-Point		FT-FTA		Rebounds		PF-FO	Ast	TO	Blk	Stl	Pts/Avg	
			FG-FGA	Pct	FG-FGA	Pct	Pct	Off-Def	Tot	Avg							
2012-13	31-2	766/24.7	74-204	.363	20-74	.270	74-101	.733	24-68	92	3.0	81-1	72	56	6	21	242/7.8
TOTAL	31-2	766/24.7	74-204	.363	20-74	.270	74-101	.733	24-68	92	3.0	81-1	72	56	6	21	242/7.8

Andrews 2012-2013 Game-By-Game

2012-13 Washington Men's Basketball Washington Individual Game-by-Game (as of Sep 27, 2013) All games

#12 Andrews, Andrew

Opponent	Date	gp	min	Total		3-Point		Free Throws		Rebounds				pts							avg
				fg-tpa	pt	3fg-tpa	pt	ft-fts	pt	off	def	tot	avg	pt	a	ts	blk	stl	pts		
LOYOLA	11/11/12		24	1-4	.250	0-3	.000	7-10	.700	1	1	2	2.0	3	2	1	1	0	9	9.0	
ALBANY	11/13/12		36	1-5	.200	0-2	.000	7-9	.778	0	1	1	1.5	4	4	1	0	0	9	9.0	
vs Seton Hall	11/17/12		24	2-7	.286	2-4	.500	2-3	.667	0	0	0	1.0	5	2	2	0	0	0	8.7	
vs Ohio State	11/18/12		20	0-2	.000	0-0	.000	2-2	1.000	0	0	0	0.8	2	2	2	0	0	2	7.0	
COLORADO STATE	11/24/12		22	2-6	.333	0-2	.000	1-2	.500	0	1	1	0.8	1	3	1	0	1	5	6.6	
SAINT LOUIS	11/28/12	*	32	0-3	.000	0-1	.000	3-4	.750	1	2	3	1.2	2	5	2	0	0	3	6.0	
CAL-STATE FULLERTON	12/02/12	*	36	4-14	.286	2-6	.333	3-6	.500	0	1	1	1.1	4	5	2	0	0	13	7.0	
CAL POLY	12/20/12		14	3-4	.750	0-0	.000	2-2	1.000	0	0	0	1.0	1	0	0	0	0	8	7.1	
NORTHERN ILLINOIS	12/22/12		26	1-6	.167	1-5	.200	0-0	.000	1	5	6	1.6	2	1	1	1	0	3	6.7	
at UCONN	12/29/12		23	2-5	.400	0-1	.000	5-7	.714	2	4	6	2.0	4	2	3	0	1	9	6.9	
at Washington State	01/05/13		25	2-3	.667	0-1	.000	4-6	.667	0	2	2	2.0	1	3	3	0	2	0	7.0	
at California	01/09/13		21	3-9	.333	1-3	.333	5-5	1.000	2	5	7	2.4	4	0	2	0	1	12	7.4	
at Stanford	01/12/13		22	2-6	.400	0-1	.000	2-2	1.000	0	1	1	2.3	3	1	2	0	4	6	7.3	
COLORADO	01/16/13		25	2-4	.500	1-2	.500	4-4	1.000	0	3	3	2.4	3	2	1	0	0	9	7.4	
UTAH	01/19/13		26	7-11	.636	3-6	.500	0-0	.000	1	0	1	2.3	2	4	1	0	0	17	8.1	
at Oregon State	01/23/13		23	1-3	.333	0-0	.000	1-2	.500	1	3	4	2.4	2	6	2	0	0	3	7.8	
at Oregon	01/26/13		27	5-10	.500	1-3	.333	4-7	.571	0	1	1	2.3	4	4	3	0	1	15	8.2	
ARIZONA	01/31/13		24	1-4	.250	0-1	.000	0-0	.000	0	2	2	2.3	1	3	3	0	0	2	7.8	
ARIZONA STATE	02/02/13		24	7-12	.583	0-3	.000	6-6	1.000	0	1	1	2.2	3	2	3	0	0	20	8.5	
at UCLA	02/07/13		21	1-5	.200	0-4	.000	0-0	.000	1	5	6	2.4	2	0	1	0	0	2	8.2	
at USC	02/10/13		25	3-8	.375	0-2	.000	1-2	.500	0	2	2	2.4	1	4	3	0	1	7	8.1	
OREGON	02/13/13		29	1-8	.125	0-3	.000	0-0	.000	1	6	7	2.6	3	0	3	0	0	2	7.8	
OREGON STATE	02/16/13		29	3-9	.333	1-4	.250	4-4	1.000	1	5	6	2.7	1	6	1	0	2	11	8.0	
at Arizona	02/20/13		26	0-9	.000	0-1	.000	1-2	.500	1	1	2	2.7	3	4	2	0	0	1	7.7	
at Arizona State	02/23/13		26	4-9	.444	0-1	.000	5-6	.833	3	1	4	2.8	3	1	0	2	2	13	7.9	
WASHINGTON STATE	03/03/13		17	2-5	.400	1-2	.500	0-0	.000	0	2	2	2.7	3	0	2	0	1	5	7.8	
USC	03/06/13		24	3-7	.429	1-2	.500	0-0	.000	5	3	8	2.9	4	0	2	0	1	7	7.7	
UCLA	03/09/13		25	3-9	.333	1-2	.500	0-0	.000	2	1	3	2.9	1	1	1	0	1	7	7.7	
vs Washington State	03/13/13		21	1-3	.333	1-2	.500	0-1	.000	1	4	5	3.0	2	0	1	0	0	3	7.6	
vs Oregon	03/14/13		21	3-6	.500	2-3	.667	3-7	.429	0	2	2	3.0	3	1	1	2	2	11	7.7	
at BYU	03/19/13		28	4-9	.444	2-4	.500	2-3	.667	0	3	3	3.0	4	4	4	0	1	12	7.8	
Totals		2	766	74-204	.363	20-74	.270	74-101	.733	24	68	92	3.0	81	72	56	6	21	242	7.8	

Games played: 31
Minutes/game: 24.7
Points/game: 7.8
FG Pct: 36.3
3FG Pct: 27.8
FT Pct: 73.9

Rebounds/game: 3.0
Assists/game: 2.3
Turnovers/game: 1.8
Assist/Turnover ratio: 1.3
Steals/game: 0.7
Blocks/game: 0.2

Perris Blackwell

Class: Senior

HS: Etiwanda

Last College: San Francisco

Position: Forward

2

Hometown: Etiwanda, Calif.

Height/Weight: 6-9 / 275

Experience: TR/RS

Quick Notes

- Averaged 10.2 points and 5.9 rebounds in 91 games at the University of San Francisco.
- Ranked 13th nationally with a 57.5% field goal percentage in 2012.
- Earned All-West Coast Conference honorable mention at USF as a junior after averaging 12.7 ppg and 6.1 rpg.
- Transferred to Washington on April 16, 2012.

At Washington 2012-13 (Redshirt)- Sat out the 2012-13 season due to NCAA transfer rules and have one year of eligibility remaining.

At San Francisco 2011-12 (Junior) - Earned All-West Coast Conference honorable mention after averaging 12.7 PPG, 6.1 RPG, 0.9 APG and 0.3 BPG ... also shot 57.5 percent from the field to rank 13th nationally ... ranked second in the WCC in FG percentage and offensive rebounds (2.9 per game), plus was 11th in scoring and ninth in rebounding ... recorded four double-doubles during the season ... reached double-digit scoring in 20 games and was the leading scorer five times and leading rebounder 12 times ... surpassed the 20-point margin twice, scoring 23 against North Dakota State (11/11/11) and putting in a career-high 26 vs. San Diego (1/28/12) ... grabbed double-digits in rebounds five times pulling down a season-high 13 vs. Menlo College (12/17/11).

At San Francisco 2010-11 (Sophomore) - Averaged 10.7 PPG, 7.0 RPG, 0.9 APG, 0.4 BPG ... emerged as one of the top post players in the West Coast Conference as a sophomore ... ranked second in the West Coast Conference in double-double performances (eight) ... rated second among league leaders in field goal percentage at .559 (128-of-229) and was fourth in rebounds (7.0) in overall games ... needed just 16 games to surpass freshman scoring (156) and rebounding (108) tallies... recorded a career night in USF's 74-67 come-from-behind win at ancient Bay Area rival Santa Clara (1/8/11) with 18 points on .500 (6-of-12) from the field to go along with 16 rebounds (six offensive)... led Dons with eight double-double performances, five coming during league play... elevated game during WCC action, averaging 10.8 points and a team-high 8.1 rebounds... scored 17 points three times - at San Jose State (11/17/10), at Montana State (11/24/10) and at Washington (12/18/10)... played key role in Dons home sweep against Portland (1/20/11) and Gonzaga (1/22/11), scoring 12 points and 10 rebounds against the Pilots and 15 points, 12 rebounds (seven offensive) and a career-high three blocks in overtime thriller against the Bulldogs... turned in 13-point, 15-rebound performance against Pepperdine (2/24/11)... dished a career-high five assists against Dominican (1/1/11)... shot .500 or better 21 times and shot .600 or better in 14 contests... reached double-digit scoring in 20 games... pulled down 10 or more rebounds nine times... led Dons in scoring four times and was the top rebounder in 10 games.

At San Francisco 2009-10 (Freshman) - Averaged 6.2 ppg, 4.3 rpg, 0.56 apg, 0.20 bpg ... ranked second on the team in rebounding (4.3) and offensive rebounds (2.24)... scored season-high 13 points on 5-of-8 from the field at Arizona State (11/20/09)... turned in 10-point, 9-rebound outing at Colorado (12/1/09)... matched season-high in rebounds with a 9-point, 9-board effort at Loyola Chicago (12/12/09)... added 11 points with seven rebounds - five offensive - at Loyola Marymount (1/14/10)... shot better than .500 from the floor in 12 games, including an .800 (4-5) night in a 82-73 triumph against Cal State Bakersfield (12/23/09)... ripped down five or more rebounds in 11 games, including string of five consecutive with at least five... ranked sixth among West Coast Conference leaders in offensive rebounds (2.24)... shot a team-high .500 (17-34) from the floor during WCC play... led the Dons in rebounding six times... dished out four assists twice - in a 8-point, 7-rebound, 4-assist outing against Cal Poly (11/13/09) and in a double-overtime thriller at Colorado State (11/29/09).

High School and Personal (Etiwanda HS) - Sent financial aid agreement to Washington on April 16, 2012 ... Closed out prep career with an outstanding senior season at prep power Etiwanda High School (head coach Dave Kleckner)... named to the All-CIF Southern Section First Team... averaged 15.1 points, 9.2 rebounds and 1.2 blocks per game... reached double digit scoring in 25 contests leading school to a No. 9 state ranking and a 25-6 record... helped the Eagles post a 30-3 record as a junior... in four seasons at Etiwanda HS, squad posted a 98-26 record... the solid performer in the classroom owns a 3.2 GPA... played for the IEBP AAU program.

Perris Blackwell's Career Statistics

Year	GP-GS	Min/Avg	Total		3-Point		Rebounds		PF-FO	Ast	TO	Blk	Stl	Pts/Avg
			FG-FGA	Pct	FG-FGA	Pct	FT-FTA	Pct	Off-Def	Tot	Avg			
2009-10	25-10	522/20.9	53-114	.465	0-0	.000	50-93	.538	56-52	108	4.3	72-5	14	36
2010-11	32-28	804/25.1	128-229	.559	0-2	.000	86-155	.555	96-129	225	7.0	98-3	29	69
2011-12	34-34	859/25.6	172-299	.575	0-0	.000	88-156	.564	99-108	207	6.1	99-4	30	66
2012-13	Redshirt -		Transfer											
TOTAL	91-72	2185/24.0	353-642	.550	0-2	.000	224-404	.554	251-289	540	5.9	269-12	73	161

Gilles Dierickx

Class: Sophomore
 HS: West Hills Chaminade
 College: Florida International
 Position: Center

34

Hometown: Ghent, Belgium
 Height/Weight: 7-0 / 235
 Experience: TR

Quick Notes

- Played as a freshman at Florida International for NBA Hall of Famer Isiah Thomas.
- Averaged 2.6 points, 2.2 rebounds and 0.6 blocks in 29 games for FIU.
- Is the first player from Belgium at Washington.
- Transferred to Washington on June 29, 2012.
- Name pronounced JZEEL; Deer-EEKS

At Washington 2012-13 (Redshirt) - Signed financial aid agreement on June 29, 2012 ... sat out the 2012-13 season and has three years of eligibility remaining.

At Florida International 2011-12 (Freshman) - Averaged 2.6 points, 2.2 rebounds and 0.6 blocks in 29 games for Florida International as a freshman in 2011-12 ... made 15 starts, including the last nine games of the season for the Panthers ... was third on the team with 16 blocks ... shot 48.6% from the field - second-best on the team - and was 8-for-10 from the free throw line ... recorded career highs of eight points, eight rebounds and 4 blocks ... shot 55.6 percent (20-of-36) from the floor versus Sun Belt Conference foes ... grabbed a career-high eight rebounds to go with six points at Arkansas State (2/18) ... tallied six points and seven rebounds at Arkansas-Little Rock ... recorded a career-best four blocked shots versus North Texas (2/9) ... registered a career-high eight points at Louisiana-Lafayette (1/14), shooting a perfect 3-of-3 from the floor and 2-of-2 from the charity stripe ... made first-career start at Oral Roberts (11/22) ... scored six points and grabbed three boards in his FIU debut versus George Mason (11/14) in the opening round of the 2011 Dick's Sporting Good NIT Tip-Off.

High School and Personal - Name pronounced ZHEEL; Deer-EEKS ... born in Ghent, Belgium but moved to the United States to play basketball as a high school junior ... spent two seasons at West Hills Chaminade in West Hills, Calif. where he averaged 13.2 points, 9.2 rebounds and 3.2 blocks during his senior season for the Eagles ... was on the East roster for the 2011 "Battle of the Valley" All-Star Game ... averaged 7.6 points, 8.5 rebounds and 4.3 blocks per game as a junior ... son of Filip Dierickx and Ariane De Pauw and has one sister, Valerie ... plans on major in international business.



Gilles Dierickx' Career Statistics

Year	GP-GS	Min/Avg	Total		3-Point		FT-FTA	Rebounds			Tot	Avg	PF-FO	Ast	TO	Blk	Stl	Pts/Avg
			FG-FGA	Pct	FG-FGA	Pct		Pct	Off-Def									
2011-12	29-15	432/14.9	34-70	.486	0-0	.000	8-10	.800	25-39		64	2.2	72-6	12	36	16	4	76/2.6
2012-13			Redshirt	-	Transfer													
TOTAL	29-15	432/14.9	34-70	.486	0-0	.000	8-10	.800	25-39		64	2.2	72-6	12	36	16	4	76/2.6

Jernard Jarreau

Class: Sophomore
HS: McDonogh 35 Senior
Position: Forward

33

Hometown: New Orleans, La.
Height/Weight: 6-10 / 220
Experience: 1V

Quick Notes

- Gained 25 pounds during his redshirt-freshman season.
- Versatile forward sprouted seven inches during his high school days.
- Is the first Husky from New Orleans since UW Hall of Famer Eldridge Recasner.
- Originally committed to VCU before switching to Washington.
- Averaged 17.9 ppg, 9.8 rpg and 3.0 bpg as a senior at McDonogh 35 Senior HS.

2012-13 (Freshman) - Played 31 games averaging 3.2 ppg, 2.6 rpg and 12.7 mpg ... averaged 5.7 ppg and 16.3 minutes over the last six regular season games ... started the first seven games and avg 21.3 minutes (has played over 20 minutes just once since) ... came off the bench and scored four points and nabbed five rebounds in the exhibition opener vs. Western Washington ... in first career game vs. Loyola-Md. scored four points, grabbed three rebounds, had one assist, one block and one steal in 18 minutes ... scored five points and grabbed four rebounds vs. Albany ... season high six pts vs. Seton Hall ... played season-high 32 minutes vs. Colorado St ... tied his career high with six points and grabbed a career-high six rebounds vs. Saint Louis ... had team-high two blocks vs. CS Fulerton ... came off the bench for the first time vs. Nevada and played season-low six minutes ... scored four points in eight minutes vs. Jackson State, also grabbing three rebounds ... played 14 minutes, his highest total since moving to the bench, at UConn ... recorded his first DNP at WSU ... played well in 14 minutes at Cal with two rebounds, one steal and two points ... two pts, two rebounds, a block and a steal vs. Colorado ... tied multiple carer highs with six points, six rebounds, a steal and three FG's vs. Utah ... had three rebs, two steals and a block at OSU ... best game of his young career came vs. Oregon State with a career high eight points (4-of-5 FG's), seven rebounds and played 21 minutes, the first time he passed 20+ minutes since vs. Saint Louis on Nov. 28 ... career high eight points (4-of-5 FG's), seven rebounds vs. Oregon State and played 21 minutes, the first time he passed 20+ minutes since vs. Saint Louis on Nov. 28 ... scored four points in seven minutes at ASU ... career high 12 points, including 8-of-8 from the FT line, plus two blocks and three rebounds vs. USC ... averaged 8.0 minutes in two Pac-12 tournament games.

2011-12 (RS Freshman) - Utilized a redshirt season to gain strength ... blocked three shots in the exhibition game vs. Georgia State.

High School - Attended McDonogh 35 Senior HS in New Orleans, La. ...played with the New Orleans Elite D1 Ambassadors AAU team over the summer...missed junior season due to broken wrist...started school as a 6-foot-3 guard before growing seven inches...considered a highly-skilled player for someone of his size...ability to step out and hit the three-pointer.



Jernard Jarreau's Career Statistics

Year	GP-GS	Min/Avg	Total		3-Point		FT-FTA	Rebounds				PF-FO	Ast	TO	Blk	Stl	Pts/Avg
			FG-FGA	Pct	FG-FGA	Pct		Pct	Off-Def	Tot	Avg						
2012-13	31-7	393/12.7	35-87	.402	0-0	.000	28-37	.757	33-48	81	2.6	54-0	10	26	11	13	98/3.2
TOTAL	31-7	393/12.7	35-87	.402	0-0	.000	28-37	.757	33-48	81	2.6	54-0	10	26	11	13	98/3.2

Jarreau 2012-2013 Game-By-Game

2012-13 Washington Men's Basketball Washington Individual Game-by-Game (as of Sep 27, 2013) All games

#33 Jarreau, Jernard

Opponent	Date	op	min	Total		3-Pointers		Free Throws		Rebounds				pts	a	t/o	bl	stl	pts	avg	
				fg-tpa	pc	3fg-tpa	pc	ft-fts	pc	off	def	tot	avg								
LOYOLA	11/11/12	*	15	1-1	1.000	0-0	.000	2-2	1.000	1	2	3	3.0	3	1	2	1	1	4	4.0	
ALBANY	11/13/12	*	17	2-7	.286	0-0	.000	1-2	.500	3	1	4	3.5	3	0	1	0	0	5	4.5	
vs Seton Hall	11/17/12	*	20	3-6	.500	0-0	.000	0-0	.000	0	4	4	3.7	2	1	3	1	0	6	5.0	
vs Ohio State	11/18/12	*	17	2-3	.667	0-0	.000	1-1	1.000	0	3	3	3.5	0	2	1	0	0	5	5.0	
COLORADO STATE	11/24/12	*	32	1-2	.500	0-0	.000	0-0	.000	0	2	2	3.2	2	0	1	0	0	2	4.4	
SAINT LOUIS	11/28/12	*	27	3-7	.429	0-0	.000	0-1	.000	1	5	6	3.7	2	1	2	0	0	6	4.7	
CAL STATE FULLERTON	12/02/12	*	15	2-2	1.000	0-0	.000	1-2	.500	2	3	5	3.9	1	0	2	2	0	5	4.7	
NEVADA	12/08/12		6	0-0	.000	0-0	.000	0-0	.000	0	1	1	3.5	0	0	0	0	0	0	4.1	
at Seattle University	12/13/12		7	0-1	.000	0-0	.000	2-2	1.000	1	1	2	3.3	4	1	1	1	0	2	3.9	
JACKSON STATE	12/15/12		8	2-5	.400	0-0	.000	0-0	.000	1	2	3	3.3	1	0	1	0	0	4	3.9	
CAL POLY	12/20/12		11	0-0	.000	0-0	.000	4-4	1.000	1	2	3	3.3	4	0	0	0	0	4	3.9	
NORTHERN ILLINOIS	12/22/12		8	0-3	.000	0-0	.000	2-2	1.000	3	0	3	3.3	2	0	1	1	0	2	3.8	
at UCONN	12/29/12		14	0-2	.000	0-0	.000	1-2	.500	0	1	1	3.1	1	0	1	0	1	1	3.5	
at California	01/09/13		14	1-4	.250	0-0	.000	0-0	.000	1	1	2	3.0	2	0	0	0	1	2	3.4	
at Stanford	01/12/13		5	0-0	.000	0-0	.000	0-0	.000	0	0	0	2.8	1	0	0	0	0	0	3.2	
COLORADO	01/16/13		10	0-2	.000	0-0	.000	2-2	1.000	2	0	2	2.8	1	0	0	1	1	2	3.1	
UTAH	01/19/13		15	3-7	.429	0-0	.000	0-0	.000	4	2	6	2.9	3	0	1	0	1	6	3.3	
at Oregon State	01/23/13		11	1-2	.500	0-0	.000	0-0	.000	1	2	3	2.9	1	0	1	1	2	2	3.2	
at Oregon	01/26/13		7	0-1	.000	0-0	.000	0-0	.000	0	1	1	2.8	1	0	0	0	0	0	3.1	
ARIZONA	01/31/13		4	0-1	.000	0-0	.000	0-0	.000	0	0	0	2.7	1	0	1	0	0	0	2.9	
ARIZONA STATE	02/03/13		2	0-0	.000	0-0	.000	0-0	.000	0	0	0	2.6	0	0	0	0	0	0	2.8	
at UCLA	02/07/13		4	0-1	.000	0-0	.000	0-0	.000	2	0	2	2.5	0	0	0	0	1	0	2.6	
OREGON STATE	02/16/13		21	4-6	.667	0-0	.000	0-1	.000	1	6	7	2.7	4	1	1	1	1	0	2.9	
at Arizona	02/20/13		13	2-4	.500	0-0	.000	0-0	.000	1	3	4	2.8	2	0	0	0	2	4	2.9	
at Arizona State	02/23/13		7	1-1	1.000	0-0	.000	2-4	.500	1	1	2	2.8	1	0	0	0	0	4	3.0	
WASHINGTON STATE	03/03/13		18	2-3	.667	0-0	.000	0-0	.000	2	0	2	2.7	4	1	1	0	0	4	3.0	
USC	03/06/13		22	2-7	.286	0-0	.000	0-0	1.000	1	2	3	2.7	3	0	1	2	0	12	3.3	
UCLA	03/09/13		14	1-4	.250	0-0	.000	0-2	.000	2	1	3	2.8	0	0	3	0	2	2	3.3	
vs Washington State	03/13/13		9	2-4	.500	0-0	.000	0-0	.000	1	1	2	2.7	2	1	0	0	0	4	3.3	
vs Oregon	03/14/13		7	0-2	.000	0-0	.000	0-0	.000	0	1	1	2.7	2	1	1	0	0	0	3.2	
at BYU	03/19/13		4	0-0	.000	0-0	.000	2-2	1.000	1	0	1	2.6	1	0	0	0	0	2	3.2	
Totals			7	393	35-87	.402	0-0	.000	28-37	.757	33	48	81	2.6	54	10	26	11	13	98	3.2

Games played: 31
Minutes/game: 12.7
Points/game: 3.2
FG Pct: 40.2
FT Pct: 75.7

Rebounds/game: 2.6
Assists/game: 0.3
Turnovers/game: 0.8
Assist/Turnover ratio: 0.4
Steals/game: 0.4
Blocks/game: 0.4

Shawn Kemp, Jr.

Class: Junior

HS: Hargraves Military Acad. (Va.)

Position: Forward

40

Hometown: Canton, Ga.

Height/Weight: 6-9 / 250

Experience: 2V

Quick Notes

- Inserted into the starting lineup after 13 games and upped his averages to 8.4 ppg and 3.4 rpg in 14 starts.
- Father is the Shawn Kemp, who played 14 NBA seasons and was a 6-time All-Star.
- Attended Cherokee HS in Georgia before going to post-graduate HS at Hargraves Military Academy in Virginia.
- Committed to play at Auburn and Alabama before finally ending up at UW.
- Spent 2010 working for Coca-Cola in merchandising while studying and playing basketball to prepare for college.

2012-2013 (Sophomore)- Inserted into the starting lineup on Jan. 31 and averaged 8.4 ppg and 3.4 rpg in 14 starts after scoring 4.1 ppg and 2.2 rpg coming off the bench in the first 13 games ... missed the first seven games after tearing the patella tendon in his left knee ... debuted vs. Nevada, scoring five points in a since broken career-high 18 minutes ... scored six points in 17 minutes of action vs. Western Washington ... scored five points in 13 minutes at Key Arena vs. Seattle U; site of where his dad played a majority of his NBA career ... four points, two blocks and three rebounds in 13 minutes vs. Jackson State ... set numerous career highs at UConn, scoring nine points in 21 minutes and grabbing four rebounds, making 4-of-9 field goals ... set new career-highs with 12 points on 5-of-5 shooting, six rebounds in 21 minutes at Oregon ... averaged 12.5 ppg during Arizona/ASU homestand ... made his first career start vs. Arizona and scored six of his seven points during the first four minutes ... career high 18 points in 24 minutes on 9-of-14 shooting vs. Arizona State ... averaged 8.0 ppg and 4.0 rpg during LA swing ... ten points and four rebounds in a career high 32 minutes at UCLA ... scored all ten of his points in the first half vs. Oregon State ... seven points and a career-high nine rebounds at Arizona ... had played over 20 minutes eight straight-games after just once in the previous 40 games, before the Washington State game ... scored ten points on 5-of-6 shooting vs. UCLA ... scored ten points vs. WSU and two vs. Oregon in the Pac-12 tournament ... notched his first career double-double with 15 points on 7-of-9 shooting and a career-high 11 rebounds, in career in the season finale at BYU

2011-12 (Freshman) - Played in 28 games, averaging 6.5 minutes per contest ... team best 55.2 percent field goal shooting, fourth on team with 16 blocks and averaged a team-high 3.5 blocks per 40 minutes ... is the fifth son of a former NBA Seattle Sonics player to play at UW ... scored one point, blocked two shots and grabbed three minutes in 19 minutes of action during the World Vision Classic ... scored two points, grabbed three rebounds and blocked two shots in exhibition game vs. Seattle Pacific ... made college debut vs. Ga. State and hit one of two free throws and grabbed a rebound in seven minutes ... played 12 mins vs. Portland, grabbing two rebounds and swatting two shots ... came off the bench and scored the first four Husky points in UW's win over Houston Baptist ... came off the bench to play ten important minutes vs. UC Santa Barbara and scored two pts, had a block and a rebound ... notched a career-best three blocks and scored two pts vs. CS-Northridge ... played nine minutes at Colorado, grabbing two rebounds and one block ... played ten plus minutes in back-to-back games for the first time this year and averaged 5.0 points in sweep of



UCLA and USC ... sparked UW with four points, two rebounds in 11 minutes vs. UCLA ... played a career-high 13 minutes and scored six points vs. USC ... scored career high equaling six points vs. ASU.

High School: Signed a financial aid agreement on July 7, 2011 ... attended post graduate school at Hargrave Military Academy in Chatham, Va. ... originally signed with Auburn in November 2009 ... prior to attending Hargrave Military Academy, played for Cherokee High School in Canton, Ga. where he averaged 12 points and eight rebounds as a junior ... son of former NBA player by the same name.

Shawn Kemp, Jr.'s Career Statistics

Year	GP-GS	Min/Avg	Total		3-Point		Rebounds		PF-FO	Ast	TO	Blk	Stl	Pts/Avg
			FG-FGA	Pct	FG-FGA	Pct	FT-FTA	Pct						
2011-12	28-0	183/6.5	16-29	.552	0-0	.000	12-21	.571	8-14	22	0.8	26-0	0	11 16 1 44/1.6
2012-13	27-14	507/18.8	72-135	.533	0-0	.000	27-42	.643	40-41	81	3.0	49-1	5	28 16 2 171/6.3
TOTAL	55-14	690/12.5	88-164	.537	0-0	.000	39-63	.619	48-55	103	1.9	75-1	5	39 32 3 215/3.9

Kemp 2012-2013 Game-By-Game

2012-13 Washington Men's Basketball Washington Individual Game-by-Game (as of Sep 27, 2013) All games

#40 Kemp, Jr., Shawn

Opponent	Date	pts	min	Total		3-Point		Free Throws		Rebounds				pts							
				fg-fga	pt	3fg-fga	pt	ft-fa	pt	off	def	tot	avg	pt	a	fta	blk	stl	pts	avg	
NEVADA	12/08/12	18		2-2	1.000	0-0	.000	1-1	1.000	1	3	4	4.0	2	1	0	2	0	5	5.0	
at Seattle University	12/13/12		13	1-3	.333	0-0	.000	3-4	.750	0	1	1	2.5	1	0	0	1	0	5	5.0	
JACKSON STATE	12/15/12	13		1-2	.500	0-0	.000	2-4	.500	1	2	3	2.7	3	0	1	2	0	4	4.7	
CAL POLY	12/20/12		11	1-3	.333	0-0	.000	2-4	.500	0	0	0	2.0	1	0	0	0	1	4	4.5	
NORTHERN ILLINOIS	12/22/12	12		0-4	.000	0-0	.000	2-2	1.000	2	0	2	2.0	2	0	1	1	0	2	4.0	
at UCONN	12/29/12		21	4-9	.444	0-0	.000	1-1	1.000	1	3	4	2.3	3	0	1	1	0	9	4.8	
at Washington State	01/05/13	19		2-8	.250	0-0	.000	0-0	.000	0	0	0	2.0	0	0	1	1	0	4	4.7	
at California	01/09/13	6		1-2	.500	0-0	.000	0-0	.000	2	0	2	2.0	1	0	0	0	0	2	4.4	
at Stanford	01/12/13	9		0-1	.000	0-0	.000	2-4	.500	1	0	1	1.0	0	0	0	1	0	2	4.1	
COLORADO	01/16/13	8		0-1	.000	0-0	.000	0-0	.000	0	1	1	1.8	3	0	1	0	0	0	3.7	
UTAH	01/19/13	13		0-4	.000	0-0	.000	1-2	.500	2	0	2	1.8	0	0	0	1	0	1	3.5	
at Oregon State	01/23/13	7		1-2	.500	0-0	.000	1-2	.500	1	1	2	1.8	2	0	1	0	0	3	3.4	
at Oregon	01/26/13	21		5-6	1.000	0-0	.000	2-4	.500	3	3	6	2.2	4	1	4	1	1	12	4.1	
ARIZONA	01/31/13	*	20	3-5	.600	0-0	.000	1-2	.500	1	0	1	2.1	3	0	1	1	0	7	4.3	
ARIZONA STATE	02/02/13	*	24	9-14	.643	0-0	.000	0-0	.000	3	3	6	2.5	1	0	0	1	0	10	5.2	
at UCLA	02/07/13	*	32	4-8	.500	0-0	.000	2-2	1.000	2	2	4	2.4	3	1	2	1	0	10	5.5	
at USC	02/10/13	*	30	3-9	.333	0-0	.000	0-0	.000	2	2	4	2.5	5	0	2	1	0	6	5.5	
OREGON	02/13/13	*	21	3-7	.429	0-0	.000	0-0	.000	4	0	4	2.6	2	0	1	0	0	6	5.6	
OREGON STATE	02/16/13	*	20	5-7	.714	0-0	.000	0-0	.000	0	1	1	2.5	2	0	1	1	0	10	5.8	
at Arizona	02/20/13	*	31	3-7	.429	0-0	.000	1-2	.500	6	3	9	2.9	2	0	1	0	0	7	5.9	
at Arizona State	02/23/13	*	27	4-7	.571	0-0	.000	0-0	.000	0	3	3	2.9	2	0	1	1	0	11	6.0	
WASHINGTON STATE	03/03/13	*	18	1-2	.500	0-0	.000	2-2	1.000	2	0	2	2.8	1	0	3	1	0	4	5.9	
USC	03/06/13	*	15	2-8	.250	0-0	.000	1-2	.500	0	1	1	2.7	1	1	1	1	0	5	5.8	
UCLA	03/09/13	*	24	5-6	.833	0-0	.000	0-0	.000	2	0	2	2.7	1	1	1	2	0	10	6.0	
vs Washington State	03/13/13	*	23	4-8	.500	0-0	.000	2-2	1.000	1	0	1	2.6	1	0	3	1	0	10	6.2	
vs Oregon	03/14/13	*	19	1-2	.500	0-0	.000	0-0	.000	0	4	4	2.7	1	0	1	1	0	2	6.0	
at BYU	03/19/13	*	32	7-9	.778	0-0	.000	1-2	.500	3	8	11	3.0	2	0	0	1	0	15	6.3	
Totals		14	507	72-135	.533	0-0	.000	27-42	.643	40	41	81	3.0	49	5	28	16	2	171	6.3	

Games played: 27
Minutes/game: 18.8
Points/game: 6.3
FG Pct: 53.3
FT Pct: 64.3

Rebounds/game: 3.0
Assists/game: 0.2
Turnovers/game: 1.8
Assist/turnover ratio: 0.2
Steals/game: 0.1
Blocks/game: 0.6

Kemp 2011-12 Game-By-Game

2011-12 Washington Men's Basketball Washington Individual Game-by-Game (as of Sep 25, 2012) All games

#40 Kemp, Jr., Shawn

Opponent	Date	gp	min	Total		3-Pointers		Free Throws		Rebounds				pf	a	fta	ftl	stl	blk	pts	avg
				fg-tpa	pcd	3fg-tpa	pcd	ft-fts	pcd	off	def	tot	avg								
GEORGIN STATE	11/12/11	7		0-0	.000	0-0	.000	1-2	.500	0	1	1	1.0	1	0	0	0	0	0	1	1.0
PORTLAND	11/14/11	12		0-2	.000	0-0	.000	0-0	.000	1	1	2	1.5	1	0	0	2	0	0	0	0.5
at Saint Louis	11/20/11	5		0-0	.000	0-0	.000	0-0	.000	0	0	0	1.0	1	0	2	0	0	0	0	0.3
HOUSTON BAPTIST	11/25/11	11		2-4	.500	0-0	.000	0-0	.000	0	1	1	1.0	1	0	0	2	1	4	1.3	
at Nevada	12/03/11	4		0-0	.000	0-0	.000	0-0	.000	0	0	0	0.0	1	0	0	0	0	0	0	1.0
vs Marquette	12/05/11	5		0-0	.000	0-0	.000	0-0	.000	0	0	0	0.7	3	0	0	0	0	0	0	0.8
UC SANTA BARBARA	12/16/11	10		0-2	.000	0-0	.000	2-4	.500	0	1	1	0.7	1	0	1	1	0	2	1.0	
SOUTH DAKOTA STATE	12/18/11	2		0-0	.000	0-0	.000	0-0	.000	0	0	0	0.6	0	0	0	0	0	0	0	0.9
CAL STATE NORTH RIDG	12/22/11	8		1-1	1.000	0-0	.000	0-0	.000	0	1	1	0.7	3	0	1	3	0	2	1.0	
OREGON STATE	12/29/11	2		0-0	.000	0-0	.000	2-2	1.000	0	0	0	0.6	0	0	0	0	0	2	1.1	
at Colorado	01/05/12	9		0-0	.000	0-0	.000	2-2	1.000	1	1	2	0.7	1	0	1	1	0	2	1.2	
at Utah	01/07/12	8		1-1	1.000	0-0	.000	0-0	.000	1	1	2	0.8	2	0	1	2	0	2	1.3	
SEATTLE UNIVERSITY	01/10/12	6		0-2	.000	0-0	.000	1-3	.333	1	0	1	0.5	1	0	0	1	0	1	1.2	
WASHINGTON STATE	01/15/12	1		0-0	.000	0-0	.000	0-0	.000	0	0	0	0.8	0	0	0	0	0	0	1.1	
CALIFORNIA	01/18/12	6		1-1	1.000	0-0	.000	0-0	.000	0	0	0	0.7	1	0	0	1	0	2	1.2	
at Arizona State	01/26/12	4		0-0	.000	0-0	.000	0-0	.000	0	0	0	0.7	0	0	0	0	0	0	1.1	
UCLA	02/03/12	11		2-3	.667	0-0	.000	0-0	.000	1	1	2	0.5	1	0	0	0	0	4	1.3	
USC	02/04/12	13		3-4	.750	0-0	.000	0-2	.000	0	1	1	0.8	0	0	2	0	0	6	1.6	
at Oregon	02/05/12	9		2-2	1.000	0-0	.000	0-0	.000	1	0	1	0.5	1	0	0	0	0	4	1.7	
at Oregon State	02/12/12	9		2-2	1.000	0-0	.000	1-2	.500	0	0	0	0.8	0	0	0	0	0	5	1.9	
ARIZONA STATE	02/16/12	11		2-3	.667	0-0	.000	2-2	1.000	0	1	1	0.5	4	0	1	1	0	6	2.0	
ARIZONA	02/18/12	2		0-0	.000	0-0	.000	0-0	.000	0	0	0	0.7	0	0	0	0	0	0	2.0	
at Washington State	02/25/12	3		0-1	.000	0-0	.000	0-0	.000	0	2	2	0.5	0	0	0	0	0	0	1.9	
at USC	03/01/12	6		0-0	.000	0-0	.000	1-2	.500	2	1	3	0.9	1	0	1	0	0	1	1.8	
at UCLA	03/03/12	7		0-1	.000	0-0	.000	0-0	.000	0	1	1	0.5	0	0	0	0	0	0	1.8	
vs Oregon State	03/08/12	4		0-0	.000	0-0	.000	0-0	.000	0	0	0	0.8	1	0	1	1	0	0	1.7	
UT ARLINGTON	03/13/12	6		0-0	.000	0-0	.000	0-0	.000	0	0	0	0.5	0	0	0	1	0	0	1.5	
NORTHWESTERN	03/16/12	2		0-0	.000	0-0	.000	0-0	.000	0	0	0	0.8	1	0	0	0	0	0	1.6	
Totals		0	183	16-29	.552	0-0	.000	12-21	.571	4	14	22	0.8	26	0	11	16	1	44	1.6	

Games played: 28
Minutes/game: 6.5
Points/game: 1.6
FG Pct: 55.2
FT Pct: 57.1

Rebounds/game: 0.8
Turnovers/game: 0.4
Steals/game: 0.0
Blocks/game: 0.0

Desmond Simmons

Class: Junior
HS: Salesian
Position: Forward

30

Hometown: Vallejo, Calif.
Height/Weight: 6-7 / 225
Experience: 2V

Quick Notes

- Finished among Pac-12 leaders in rebounds (6.5, 14th) and offensive rebounds (2.2, 12th)
- Recorded the fifth-most rebounds (169) by a UW freshman in 2011-12.
- Ended his high school career with 2,017 points, 1,540 rebounds and 297 assists.
- Enjoys drawing in his spare time and is considering majoring in art.
- Has an older brother, Christopher, who is a left-handed pitcher for Contra Costa CC.

2012-13 (Redshirt Sophomore) - Second on the team with 220 rebounds, third with 28 steals, and fourth with 13 blocks ... grabbed ten plus rebounds eight times this year (ten career) and had three double-doubles ... finished among Pac-12 leaders in rebounds (6.5, 14th) and offensive rebounds (2.2, 12th) ... suffered a cut over his right eye in the first half vs. Albany that required four stitches ... averaged ten points and eight rebounds in Connecticut ... set new career highs vs. Seton Hall with 32 minutes, 14 points, 12 rebounds and his first career double-double ... made his first start of the season (12th of his career) vs. Colorado State ... sparked UW against CS-Fullerton pulling down career-best 18 rebounds and scoring 14 pts ... 18 rebounds are the most by a Husky since Jon Brockman vs. Purdue in the 2009 NCAA tournament ... earned start and nabbed 13 boards in just 23 minutes vs. Nevada ... notched his third double-double of the season at Seattle U with 13 points, 12 rebounds ... 10 rebounds and three steals at UConn ... only four points and five rebounds at WSU, but Romar anointed him game MVP after harassing Brock Motum to just 15 points ... team-high 13 rebounds in a career high 36 minutes at Stanford ... snagged 12 rebounds vs. Colorado ... season-low two rebounds vs. Utah ... came off the bench vs. Arizona after starting the previous 13 games ... had gone 12 games without scoring in double digits before scoring ten vs. ASU, along with pulling down seven rebounds ... scored six points and grabbed five rebounds in 12 minutes vs. Oregon State ... played 28 minutes vs. WSU ... had gone 13 games without ten or more rebounds before snagging 11 in 17 minutes vs. UCLA ... 23.0 mpg, 6.0 ppg and 3.5 rpg in Pac-12 tournament ... scored six points and dished four assists at BYU.

2011-12 (Redshirt Freshman) - One of five players to appear in all 35 games ... made 11 starts, with the team going 9-2 in those games ... ended up fifth all-time among UW freshmen with 169 rebounds ... earned a reputation as the Huskies junkyard dog that does a little of everything and is not afraid to mix it up and dive on the floor ... played 20+ minutes in ten straight games after not playing 20 minutes in the first six games before seeing that streak snapped vs. WSU ... had 13 consecutive games with five or more rebounds, before just three vs. Cal ... has ten plus rebounds in two games ... was 11th in the Pac-12 with 2.1 offensive rebounds per game ... averaged 2.0 points and 3.7 rebounds during the World Vision Classic ... played 16 minutes in both of the first two games, grabbing five rebounds vs. Ga. State and four vs. Fla. Atlantic ... made first career field goal, a 3-pointer vs. St. Louis... averaged 8.0 points and 6.0 rebounds over the next three games after scoring nine total pts in the first four games (2.5 ppg) and 3.8 rpg ... had his most efficient game vs. Houston Baptist, scoring double figures for the first time and grabbing a six rebounds in 12 minutes ... grabbed an impressive five rebounds, scored six points and had two steals in just nine minutes at Nevada ... career highs seven rebounds vs. Marquette and also contributed eight points ... season-high 32 minutes vs. Duke, only scored two pts but had three steals, three assists and grabbed six rebounds ... averaged 26.5 minutes, 5.0 ppg, 6.5 rpg, 1.6 steals and 2.0 apg during NYC trip ... nine points and eight rebounds, plus two steals in 25 mins vs. UC Santa Barbara ... grabbed career best 11 boards vs. South Dakota State ... career-highs in field goals (five), FG attempts (nine) and points (13) vs. CS-Northridge -- 13 pts led UW ... 11 points vs. OSU, plus blocked a career-best two shots ... tallied his second career double-digit rebound game with ten at Utah ... seven points and eight rebounds at Oregon ... nine rebounds and four free throws at OSU, including a pair with 22 seconds remaining to help seal the win ... came off the bench and contributed five points and seven rebounds vs. USC ... averaged 2.8 ppg and 2.0 rpg in the NIT.

Desmond Simmons' Career Statistics

Year	GP-GS	Min/Avg	Total		Pct	3-Point		Pct	FT-FTA	Rebounds		Tot	Avg	PF-FO	Ast	TO	Blk	Stl	Pts/Avg
			FG-FGA			FG-FGA				Pct	Off-Def								
2011-12	35-11	622/17.8	54-128		.422	6-27		.222	33-53	.623	74-95	169	4.8	63-0	25	27	4	29	147/4.2
2012-13	34-14	812/23.9	54-139		.388	6-17		.353	52-75	.693	76-144	220	6.5	79-1	34	36	13	28	166/4.9
TOTAL	69-25	1434/20.8	108-267		.404	12-44		.273	85-128	.664	150-239	389	5.6	142-1	59	63	17	57	313/4.5



2009-10 (Freshman) - Redshirted the season.

High School: Rated as the No. 25 power forward in the nation by Scout.com and the No. 44 small forward by ESPN.com ... rated the No. 78 player in Basketball Times' Hoop Scoop ... received honorable mention in the Long Beach Press Telegram Best in the West poll ... maintained a 3.2 grade point average ... named to MaxPreps 100 to watch for 2010 ... was a 2010 All-State first team selection for Salesian High School in Richmond, Calif. ... helped Salesian to a 32-3 record as a senior ... finished his prep career with 2,017 points, 1,540 rebounds and 297 assists ... 2010 and 2009 All-East Bay Player of the Year ... averaged 18.2 points and 14.2 rebounds per game as a junior ... coached by Bill Mellis ... earned Bay Shore Athletic League Most Valuable Player honors as a senior and junior ... helped propel a young Salesian team to a 31-4 record and BSAL league, North Coast section, Northern California and state Division IV title in 2009 ... scored 31 points and grabbed 19 rebounds in 65-64 state title victory over Bishop Montgomery ... named CalHiSports State Boys Athlete of the Week on March 28, 2009 ... scored 17 points and had 12 rebounds in NCS Division IV title game ... scored 19 points and had 12 rebounds in Northern Regional championship game ... poured in 30 points and grabbed 14 rebounds in the BSAL championship game ... was second-team all-BSAL as a sophomore and helped Salesian to a 20-8 record ... played AAU ball for the Oakland Soldiers (2004-09) ... parents are Cynthia Montgomery and father is Mansfield Simmons, who played basketball at Morehouse College.

2013-14 Husky Basketball

Simmons 2012-13 Game-By-Game

2012-13 Washington Men's Basketball Washington Individual Game-by-Game (as of Sep 27, 2013) All games

#30 Simmons, Desmond

Opponent	Date	gp	min	Total		3-Point		Free Throws		Rebounds				Other							
				fg-tpa	pt	3fg-tpa	pt	ft-fts	pt	off	def	tot	avg	pf	a	to	bk	stl	pts	avg	
LOYOLA	11/11/12		22	1-3	.333	1-1	1.000	4-6	.667	0	3	3	3.0	2	2	0	0	2	7	7.0	
ALBANY	11/13/12		24	2-5	.400	0-0	.000	2-2	1.000	2	4	6	4.5	1	0	0	0	1	6	6.5	
vs Seton Hall	11/17/12		32	4-6	.667	0-0	.000	6-6	1.000	2	10	12	7.0	2	0	3	0	1	14	9.0	
vs Ohio State	11/18/12		27	2-4	.500	0-0	.000	2-2	1.000	0	4	4	6.3	3	1	1	0	0	6	8.3	
COLORADO STATE	11/24/12	*	35	1-2	.500	0-0	.000	1-1	1.000	2	2	4	5.8	2	2	1	2	1	3	7.2	
SAINT LOUIS	11/28/12		18	0-2	.000	0-0	.000	0-0	.000	2	3	5	5.7	2	0	2	0	0	0	6.0	
CAL STATE FULLERTON	12/03/12		32	4-6	.667	0-0	.000	6-9	.667	7	11	18	7.4	0	1	1	0	2	14	7.1	
NEVADA	12/08/12	*	23	0-7	.000	0-1	.000	1-2	.500	5	8	13	8.1	2	0	1	2	0	1	6.4	
at Seattle University	12/13/12	*	27	3-6	.500	0-1	.000	7-8	.875	2	10	12	8.6	3	2	0	2	2	13	7.1	
JACKSON STATE	12/15/12	*	26	2-3	.667	1-1	1.000	0-0	.000	2	7	9	8.6	4	4	2	1	1	5	6.9	
CAL POLY	12/20/12	*	30	1-3	.333	0-1	.000	1-2	.500	2	5	7	8.5	2	2	0	1	0	3	6.5	
NORTHERN ILLINOIS	12/22/12	*	27	1-5	.200	1-1	1.000	1-2	.500	2	3	5	8.2	3	1	2	0	1	4	6.3	
at UCONN	12/29/12	*	32	2-8	.250	1-2	.500	1-2	.500	6	4	10	8.3	2	0	3	1	3	6	6.3	
at Washington State	01/05/13	*	30	1-3	.333	0-0	.000	2-2	1.000	1	4	5	8.1	4	2	0	0	2	4	6.1	
at California	01/09/13	*	23	1-8	.125	0-1	.000	1-2	.500	1	4	5	7.9	3	1	0	0	2	3	5.9	
at Stanford	01/12/13	*	36	3-7	.429	0-1	.000	1-2	.500	5	8	13	8.2	3	0	4	0	0	7	6.0	
COLORADO	01/16/13	*	30	0-2	.000	0-0	.000	1-2	.500	3	9	12	8.4	4	1	1	0	0	1	5.7	
UTAH	01/19/13	*	22	2-4	.500	0-1	.000	0-0	.000	0	2	2	8.1	2	0	1	0	2	4	5.6	
at Oregon State	01/23/13	*	28	0-3	.000	0-0	.000	0-0	.000	3	1	4	7.8	1	3	0	0	0	0	5.3	
at Oregon	01/26/13	*	22	0-0	.000	0-0	.000	2-2	1.000	1	5	6	7.8	3	2	2	0	1	2	5.2	
ARIZONA	01/31/13		18	1-2	.500	0-0	.000	0-0	.000	0	3	3	7.5	3	0	0	1	0	2	5.0	
ARIZONA STATE	02/02/13		23	3-7	.429	1-2	.500	3-3	1.000	2	5	7	7.5	2	0	0	0	0	10	5.2	
at UCLA	02/07/13		13	1-2	.500	0-0	.000	0-0	.000	1	2	3	7.3	0	0	3	1	1	2	5.1	
at USC	02/10/13		17	0-3	.000	0-1	.000	1-2	.500	2	2	4	7.2	4	0	0	0	1	1	4.9	
OREGON	02/13/13		21	2-6	.400	1-1	1.000	2-2	1.000	3	1	4	7.0	5	2	1	0	1	7	5.0	
OREGON STATE	02/16/13		12	2-5	.400	0-0	.000	2-4	.500	3	2	5	7.0	3	0	0	0	0	6	5.0	
at Arizona	02/20/13		17	3-4	.750	0-0	.000	1-2	.500	1	1	2	6.8	4	1	0	0	0	7	5.1	
at Arizona State	02/23/13		17	2-3	.667	0-0	.000	0-0	.000	2	2	4	6.7	2	0	1	0	0	4	5.1	
WASHINGTON STATE	03/03/13		28	1-4	.250	0-1	.000	0-2	.000	2	6	8	6.7	2	1	2	0	1	2	5.0	
USC	03/06/13		15	2-4	.500	0-1	.000	0-2	.000	3	2	5	6.7	0	0	0	0	0	4	4.9	
UCLA	03/09/13		17	0-2	.000	0-0	.000	0-2	.000	4	7	11	6.8	0	1	1	1	1	0	4.8	
vs Washington State	03/13/13		20	3-4	.750	0-0	.000	0-0	.000	2	1	3	6.7	1	1	1	0	0	6	4.8	
vs Oregon	03/14/13		26	3-4	.750	0-0	.000	0-0	.000	3	1	4	6.6	4	0	1	1	1	6	4.8	
at BYU	03/19/13		22	1-3	.333	0-0	.000	4-4	1.000	0	2	2	6.5	1	4	2	0	1	6	4.9	
Totals		14	812	54-139	.389	6-17	.353	52-75	.693	76	144	220	6.5	79	34	36	13	28	156	4.9	

Games played: 34
Minutes/game: 23.9
Points/game: 4.9
FG Pct: 38.9
3FG Pct: 35.3
FT Pct: 69.3

Rebounds/game: 6.5
Assists/game: 1.0
Turnovers/game: 1.1
Assist/turnover ratio: 0.9
Steals/game: 0.8
Blocks/game: 0.4

Simmons 2011-12 Game-By-Game

2011-12 Washington Men's Basketball Washington Individual Game-by-Game (as of Sep 25, 2012) All games

#38 Simmons, Desmond

Opponent	Date	gp	min	Total		3-Point		Free Throws		Rebounds				pf	a	to	bk	stl	pts	avg
				fg-fga	pt	3fg-fga	pt	ft-fa	pt	off	def	tot	avg							
GEORGIA STATE	11/12/11		16	0-0	.000	0-0	.000	4-6	.667	0	5	5	5.0	3	2	0	0	0	4	4.0
FLORIDA ATLANTIC	11/13/11		16	0-1	.000	0-0	.000	2-2	1.000	2	2	4	4.5	2	0	3	0	1	2	3.0
PORTLAND	11/14/11		14	0-2	.000	0-0	.000	0-0	.000	0	2	2	3.7	1	0	0	1	0	0	2.0
at Saint Louis	11/20/11		15	1-3	.333	1-1	1.000	0-0	.000	2	2	4	3.8	1	0	1	0	0	3	2.3
HOUSTON BAPTIST	11/25/11		12	3-6	.500	2-2	1.000	2-4	.500	2	4	6	4.2	3	2	0	0	2	10	3.8
at Nevada	12/02/11		9	3-4	.750	0-0	.000	0-1	.000	3	2	5	4.3	3	1	1	0	2	6	4.2
vs Marquette	12/06/11		21	3-6	.500	0-1	.000	2-2	1.000	4	3	7	4.7	2	1	1	0	0	0	4.7
vs Duke	12/10/11		32	0-3	.000	0-1	.000	2-4	.500	1	5	6	4.9	3	3	2	0	3	2	4.4
UC SANTA BARBARA	12/16/11		25	4-6	.667	1-1	1.000	0-1	.000	3	5	8	5.2	2	0	0	0	2	9	4.9
SOUTH DAKOTA STATE	12/18/11		26	3-7	.429	0-2	.000	2-2	1.000	7	4	11	5.8	3	1	1	0	0	8	5.2
COL STATE NORTHBRIDGE	12/22/11		23	5-9	.556	0-1	.000	3-6	.500	5	3	8	6.0	3	2	0	0	3	13	5.9
OREGON STATE	12/29/11		28	4-8	.500	1-3	.333	2-2	1.000	4	4	8	6.2	3	1	2	2	1	11	6.3
OREGON	12/31/11		29	1-4	.250	0-2	.000	0-0	.000	1	5	6	6.2	0	3	1	0	1	2	6.0
at Colorado	01/05/12		27	3-7	.429	0-1	.000	0-0	.000	3	2	5	6.1	1	1	1	0	2	6	6.0
at Utah	01/07/12		28	3-6	.500	0-1	.000	0-1	.000	2	8	10	6.3	3	1	1	0	0	6	6.0
SEATTLE UNIVERSITY	01/10/12	*	24	2-6	.333	0-0	.000	1-2	.500	4	3	7	6.4	2	1	2	0	2	5	5.9
WASHINGTON STATE	01/15/12	*	19	1-6	.167	0-0	.000	0-0	.000	4	3	7	6.4	3	0	1	0	0	2	5.7
CALIFORNIA	01/19/12	*	19	3-5	.600	0-1	.000	2-3	.667	2	1	3	6.2	3	1	1	0	1	8	5.8
STANFORD	01/21/12	*	28	3-6	.500	0-0	.000	0-1	.000	1	0	1	5.9	2	1	1	0	0	6	5.8
at Arizona State	01/26/12	*	10	0-2	.000	0-0	.000	0-0	.000	1	1	2	5.8	2	0	0	0	0	0	5.6
at Arizona	01/28/12	*	16	1-3	.333	1-1	1.000	0-2	.000	2	2	4	5.7	0	1	0	0	1	3	5.4
UCLA	02/02/12	*	11	0-2	.000	0-0	.000	0-0	.000	1	1	2	5.5	0	0	0	0	0	0	5.2
USC	02/04/12	*	13	1-1	1.000	0-0	.000	0-0	.000	2	2	4	5.4	1	0	1	0	1	2	5.0
at Oregon	02/09/12	*	21	3-7	.429	0-1	.000	1-1	1.000	4	4	8	5.5	4	0	1	0	1	7	5.1
at Oregon State	02/12/12	*	25	0-1	.000	0-0	.000	4-4	1.000	1	8	9	5.7	3	1	4	0	1	4	5.1
ARIZONA STATE	02/16/12	*	15	1-4	.250	0-2	.000	0-0	.000	3	3	6	5.7	2	0	0	1	0	2	5.0
ARIZONA	02/18/12		15	0-0	.000	0-0	.000	0-0	.000	1	1	2	5.6	1	0	0	0	1	0	4.8
at Washington State	02/25/12		6	0-2	.000	0-1	.000	0-0	.000	0	0	0	5.4	2	0	1	0	0	0	4.6
at USC	03/01/12		19	2-6	.400	0-1	.000	1-2	.500	3	4	7	5.4	1	0	1	0	2	5	4.6
at UCLA	03/03/12		4	0-2	.000	0-2	.000	1-2	.500	1	0	1	5.3	1	0	0	0	0	1	4.5
vs Oregon State	03/08/12		10	0-1	.000	0-1	.000	1-2	.500	1	2	3	5.2	0	0	0	0	0	1	4.4
UT ARLINGTON	03/13/12		10	1-2	.500	0-1	.000	1-2	.500	0	1	1	5.1	1	1	0	0	0	3	4.3
NORTHWESTERN	03/16/12		12	1-1	1.000	0-0	.000	2-2	1.000	1	1	2	5.0	2	0	0	0	0	4	4.3
OREGON	03/20/12		5	1-2	.500	0-0	.000	0-0	.000	2	0	2	4.9	0	0	0	0	0	2	4.3
vs Minnesota	3/27/12		19	1-1	1.000	0-0	.000	0-0	.000	1	2	3	4.8	0	1	0	0	2	2	4.2
Totals		11	622	54-128	.422	6-27	.222	33-53	.623	74	95	169	4.8	63	25	27	4	29	147	4.2

Games played: 36
Minutes/game: 17.1
Points/game: 4.2
FG Pct: 42.2
3FG Pct: 22.2
FT Pct: 62.3

Rebounds/game: 4.8
Assists/game: 0.7
Turnovers/game: 0.8
Assist/turnover ratio: 0.9
Steals/game: 0.8
Blocks/game: 0.1

Quinn Sterling

Class: Junior
HS: Mercer Island
Position: Guard

22

Hometown: Mercer Island, Wash.
Height/Weight: 6-5 / 195
Experience: 1V

Quinn Sterling Quick Notes:

- Joined the Huskies as a walk-on in the summer of 2012.
- Was first team All-Kingco as a junior at Mercer Island HS and second team as a sophomore and senior.
- Played only six games as a senior after breaking his right leg in the first game of the year.
- Was first team All-State in water polo as a freshman and sophomore.
- His father, Kelly, swam at Washington and was the Pac-8 Champion in the 200 Fly in 1977.
- Brother, Kyle, won two national titles with the USC Water Polo team in 2007 and 2008.

2012-13 (Sophomore) - One of two walk-ons to play during the season, making three appearances and playing six minutes ... missed the first six games due to a stress fracture in his right foot ... debuted in the last minute of the first half vs. Cal State Fullerton and instantly became a fan favorite with his defensive effort and hustle ... played three minutes vs. Nevada and two minutes at Seattle U.

Mercer Island High School (Mercer Island, Wash.) - Lettered all four years at Mercer Island HS, playing under legendary coach Ed Pepple as a freshman and Gavin Cree his sophomore, junior and senior seasons ... was first team All-Kingco as a junior, second team as a senior and sophomore ... played in the 3A/4A All-State game as a senior, scoring 14 points in the contest ... broke his right leg in the first game of his senior season, retiring in time for district and state championships ... averaged 16 points, five rebounds, and five assists as a junior ... scored 12 points per game as a sophomore ... was all-state in water polo as a freshman and sophomore before deciding to concentrate on basketball ... his parents are dad, Kelly, mom, Eileen and older brothers, Kyle and Colin ... both parents attended Washington, with his dad competing for the swim team, winning the 1977 Pac-8 Championship in the 200 Fly ... brother, Kyle, competed on the USC Water Polo team, winning national titles in 2007 and 2008 ... intends on majoring in business ... carries a 3.45 grade point average ... is a member of Beta Theta Pi fraternity.



Quinn Sterling's Career Statistics

			Total		3-Point			Rebounds										
Year	GP-GS	Min/Avg	FG-FGA	Pct	FG-FGA	Pct	FT-FTA	Pct	Off-Def	Tot	Avg	PF-FO	Ast	TO	Blk	Stl	Pts/Avg	
2012-13	3-0	6/2.0	0-1	.000	0-1	.000	0-0	.000	0-0	0	0.0	1-0	0	2	0	1	0/0.0	
TOTAL	3-0	6/2.0	0-1	.000	0-1	.000	0-0	.000	0-0	0	0.0	1-0	0	2	0	1	0/0.0	

Sterling 2012-13 Game-By-Game

2012-13 Washington Men's Basketball Washington Individual Game-by-Game (as of Sep 27, 2013) All games

#22 Sterling, Quinn

Opponent	Date	gp	min	Total		3-Point		Free Throws		Rebounds				pts	a	ths	blk	stl	pts	avg
				fg-fga	pc	3fg-fga	pc	ft-fa	pc	off	def	tot	avg							
CAL-STATE FULLERTON	12/08/12	1		0-0	.000	0-0	.000	0-0	.000	0	0	0	0.0	1	0	1	0	1	0	0.0
NEVADA	12/08/12	3		0-1	.000	0-1	.000	0-0	.000	0	0	0	0.0	0	0	1	0	0	0	0.0
at Seattle University	12/13/12	2		0-0	.000	0-0	.000	0-0	.000	0	0	0	0.0	0	0	0	0	0	0	0.0
Totals		0	6	0-1	.000	0-1	.000	0-0	.000	0	0	0	0.0	1	0	2	0	1	0	0.0

Games played: 3

Minutes/game: 2.0

FG Pct: 0.0

SFG Pct: 0.0

Turnovers/game: 0.7

Steals/game: 0.3

Hikeem Stewart

Class: Junior
HS: Rainier Beach
Position: Guard

4

Hometown: Seattle, Wash.
Height/Weight: 6-2 / 185
Experience: 2V

Quick Notes

- Was a three-star prospect and Scout.com's No. 36 shooting guard in the country.
- Attended Rainier Beach HS, the same school that produced NBA guards Nate Robinson and Jamaal Crawford.
- Has a twin, Kadeem who plays basketball at Shoreline CC in Washington, and older twin brothers that played college basketball: Lodrick (USC) and Rodrick (USC/Kansas).
- Nickname is Ice Cream.
- First name is pronounced "HIGH-keem"
- Team comedian that can do voice imitations upon request.

2012-13 (Sophomore) - Appeared in 16 games and averaged 8.1 minutes ... had played just five minutes during Pac-12 action before playing seven minutes at UCLA ... 10+ minutes in six non-conference games ... played nine minutes vs. Loyola-Md ... new career-high with 12 minutes vs. Albany and converted his first two ever FT attempts ... set a new career-high with 16 minutes vs. Saint Louis and although he did not score, he contributed with excellent defense and hustle plays on the offensive end ... established a new career high with 17 minutes vs. Cal State Fullerton and had a key steal in the final 10 seconds ... career-high equaling three assists vs. Nevada ... had a career-high six points vs. Seattle U.

2011-12 (Freshman) - Made 17 appearances and played 86 minutes during the season ... had zero turnovers in his first 81 minutes of action before committing four in five minutes against Northwestern ... scored three points, dished four assists and grabbed three rebounds during the World Vision Classic ... played seven minutes in the exhibition opener vs. SPU and missed his only two shot attempts ... buried his first career FG attempt, a 3-pointer vs. Ga. State, in his college debut ... also grabbed two rebounds and dished out an assist ... dished three assists in eight minutes vs. Portland and grabbed his first career steal ... scored a bucket in a career high 10 mins vs. Houston Baptist ... played only one minute during NYC trip ... came off the bench and drew raves from Coach Romar for two solid minutes vs. UC Santa Barbara ... career-high equaling 10 minutes vs. CS-Northridge ... stepped up with C.J. Wilcox out and played 10 minutes to equal a career high vs. WSU and dished out an assist ... career high two rebounds and three FG attempts vs. Cal ... buried his only shot attempt vs. USC

High School: National three star prospect...Scout.com's No. 36 shooting guard in the country...attended Seattle's Rainier Beach HS, the same school that produced Nate Robinson and Jamal Crawford ... as a junior, earned second team All-Metro honors...helped lead Vikings to the Class 3A state tournament...helped lead his Friends of Hoop AAU team to the Final Four in Las Vegas Fab 48 tournament...older twin brothers played for Division I schools; Lodrick (USC), Rodrick (USC/Kansas)...has a twin brother, Kadeem, that plays basketball at Shoreline CC.



Hikeem Stewart's Career Statistics

Year	GP-GS	Min/Avg	Total		3-Point		FT-FTA	Rebounds		Tot	Avg	PF-FO	Ast	TO	Blk	Stl	Pts/Avg
			FG-FGA	Pct	FG-FGA	Pct		Pct	Off-Def								
2011-12	17-0	86/5.1	5-17	.294	1-6	.167	0-0	.000	0-5	5	0.3	6-0	6	4	0	3	11/0.6
2012-13	16-0	129/8.1	3-13	.231	0-5	.000	2-3	.667	1-4	5	0.3	8-0	9	7	1	6	8/0.5
TOTAL	33-0	215/6.5	8-30	.267	1-11	.091	2-3	.667	1-9	10	0.3	14-0	15	11	1	9	19/0.6

Stewart 2012-13 Game-By-Game

2012-13 Washington Men's Basketball Washington Individual Game-by-Game (as of Sep 27, 2013) All games

#04 Stewart, Hilzenrath

Opponent	Date	gp	min	Total		3-Pointers		Free Throws		Rebounds										
				fg-fga	pt	3fg-3ga	pt	ft-fra	pt	off	def	tot	avg	pf	a	to	bk	stl	pts	avg
LOYOLA	11/11/12	5		0-0	.000	0-0	.000	0-0	.000	0	0	0	0.0	0	0	1	0	0	0	0.0
ALBANY	11/13/12	12		0-1	.000	0-0	.000	2-2	1.000	0	0	0	0.0	2	1	1	0	0	2	1.0
COLORADO STATE	11/24/12	4		0-0	.000	0-0	.000	0-0	.000	0	0	0	0.0	0	0	0	0	0	0	0.7
SAINT LOUIS	11/28/12	16		0-1	.000	0-0	.000	0-0	.000	1	1	2	0.5	0	1	0	0	1	0	0.5
CAL-STATE FULLERTON	12/02/12	17		0-1	.000	0-0	.000	0-0	.000	0	0	0	0.4	0	0	0	0	1	0	0.4
NEVADA	12/08/12	14		0-1	.000	0-1	.000	0-0	.000	0	0	0	0.3	1	3	2	0	1	0	0.3
at Seattle University	12/13/12	13		3-3	1.000	0-0	.000	0-0	.000	0	1	1	0.4	3	0	1	0	1	6	1.1
JACKSON STATE	12/15/12	18		0-2	.000	0-2	.000	0-0	.000	0	1	1	0.5	0	3	1	1	1	0	1.0
CAL POLY	12/20/12	7		0-1	.000	0-1	.000	0-0	.000	0	0	0	0.4	1	0	1	0	0	0	0.9
NORTHERN ILLINOIS	12/22/12	3		0-0	.000	0-0	.000	0-0	.000	0	0	0	0.4	0	1	0	0	0	0	0.8
at California	01/03/13	1		0-0	.000	0-0	.000	0-0	.000	0	0	0	0.4	0	0	0	0	0	0	0.7
at Oregon	01/26/13	0		0-0	.000	0-0	.000	0-0	.000	0	0	0	0.3	0	0	0	0	0	0	0.7
ARIZONA STATE	02/02/13	3		0-1	.000	0-0	.000	0-0	.000	0	0	0	0.3	0	0	0	0	0	0	0.6
at UCLA	02/07/13	7		0-1	.000	0-0	.000	0-1	.000	0	1	1	0.4	1	0	0	0	1	0	0.6
OREGON	02/13/13	2		0-1	.000	0-1	.000	0-0	.000	0	0	0	0.3	0	0	0	0	0	0	0.5
at Arizona	02/20/13	3		0-0	.000	0-0	.000	0-0	.000	0	0	0	0.3	0	0	0	0	0	0	0.5
Totals		0	129	3-13	.231	0-5	.000	2-3	.667	1	4	5	0.3	0	9	7	1	6	0	0.5

Games played: 16

Minutes/game: 8.1

Points/game: 0.5

FG Pct: .231

SFG Pct: 0.0

FT Pct: 66.7

Rebounds/game: 0.3

Assists/game: 0.6

Turnovers/game: 0.4

Assist/turnover ratio: 1.3

Steals/game: 0.4

Blocks/game: 0.1

Stewart 2011-12 Game-By-Game

2011-12 Washington Men's Basketball Washington Individual Game-by-Game (as of Oct 08, 2013) All games

#04 Stewart, Hikeem

Opponent	Date	gp	min	Total		3-Pointers		Free Throws		Rebounds				pts	a	ths	blk	stl	pts	avg
				fg-fga	pc	3fg-fga	pc	ft-fa	pc	off	def	tot	avg							
GEORGIN STATE	11/12/11		7	1-2	.500	1-2	.500	0-0	.000	0	2	2	2.0	0	1	0	0	0	3	3.0
FLORIDA ATLANTIC	11/13/11		2	0-0	.000	0-0	.000	0-0	.000	0	1	1	1.5	0	0	0	0	0	0	1.5
PORTLAND	11/14/11		8	0-2	.000	0-2	.000	0-0	.000	0	0	0	1.0	1	3	0	0	1	0	1.0
HOUSTON BAPTIST	11/25/11		10	1-2	.500	0-1	.000	0-0	.000	0	0	0	0.8	0	0	0	0	0	2	1.3
vs Duke	12/10/11		0	0-0	.000	0-0	.000	0-0	.000	0	0	0	0.6	0	0	0	0	0	0	1.0
UC SANTA BARBARA	12/16/11		2	0-0	.000	0-0	.000	0-0	.000	0	0	0	0.5	1	0	0	0	0	0	0.8
SOUTH DAKOTA STATE	12/18/11		7	0-1	.000	0-0	.000	0-0	.000	0	0	0	0.4	0	0	0	0	0	0	0.7
CAL STATE NORTHRIDG	12/22/11		10	1-2	.500	0-0	.000	0-0	.000	0	0	0	0.4	0	0	0	0	1	2	0.9
OREGON	12/31/11		2	0-0	.000	0-0	.000	0-0	.000	0	0	0	0.3	0	0	0	0	0	0	0.0
at Colorado	01/05/12		2	0-0	.000	0-0	.000	0-0	.000	0	0	0	0.3	2	0	0	0	0	0	0.7
WASHINGTON STATE	01/15/12		10	0-0	.000	0-0	.000	0-0	.000	0	0	0	0.3	1	1	0	0	0	0	0.6
CALIFORNIA	01/19/12		8	0-3	.000	0-0	.000	0-0	.000	0	2	2	0.4	0	0	0	0	0	0	0.6
USC	02/04/12		3	1-1	1.000	0-0	.000	0-0	.000	0	0	0	0.4	0	0	0	0	0	2	0.7
at Oregon	02/09/12		3	0-0	.000	0-0	.000	0-0	.000	0	0	0	0.4	0	0	0	0	0	0	0.6
ARIZONA STATE	02/16/12		4	0-1	.000	0-1	.000	0-0	.000	0	0	0	0.3	0	0	0	0	0	0	0.6
at USC	03/01/12		3	1-3	.333	0-0	.000	0-0	.000	0	0	0	0.3	0	0	0	0	0	2	0.7
NORTHWESTERN	03/16/12		5	0-0	.000	0-0	.000	0-0	.000	0	0	0	0.3	1	1	4	0	1	0	0.6
Totals		0	86	5-17	.294	1-6	.167	0-0	.000	0	5	5	0.3	6	6	4	0	3	11	0.6

Games played: 17

Minutes/game: 5.1

Points/game: 0.6

FG Pct: 29.4

3FG Pct: 16.7

Rebounds/game: 0.3

Assists/game: 0.4

Turnovers/game: 0.2

Assist/turnover ratio: 1.5

Steals/game: 0.2

C.J. Wilcox

Class: Senior
HS: Pleasant Grove
Position: Guard

23

Hometown: Pleasant Grove, Utah
Height/Weight: 6-5 / 195
Experience: 3V

Wilcox Quick Notes

- 2013 second team All-Pac-12, 2012 Honorable Mention and 2011 Pac-10 All-Freshman team member.
- Became the 37th Husky to reach 1,000 career points on Jan. 9 at California. Ranks 23rd all-time in UW history with 1,293 points.
- Set UW freshman record with 63 three pointers (tied for eighth most overall in team history).
- Father Craig played collegiately at Brigham Young from 1993-95.
- Led state of Utah in scoring as a HS junior with 23.7 ppg.
- Was No. 2 ranked prospect in Utah as a senior.

2012-13 (Junior) - Named second team All-Pac-12 ... ranks 23rd all-time in UW history with 1,293 points ... scored 570 points, the 11th highest single-season total ... scored 20+ points in 11 of 18 home games (18.3 ppg home) and scored 20+ 14 times overall, 22 times in his career ... 20 points in 14 games ranks seventh in school history ... led team in scoring, minutes, 3-point makes, FT makes, steals and was second in blocks and third in assists ... third all-time in UW history with 211 3-point makes, one shy of No. 2 on the list ... 75 3-point makes equals the fourth most in UW history ... ranked among Pac-12 leaders in scoring (sixth, 16.8 ppg), seventh in minutes (34.8), second in 3-point makes (2.2), 14th in blocks (1.1) and sixth in FT% (.816) ... opened season with 22 points and six rebounds vs. Loyola ... scored 11 pts vs. Albany, but was only 50-14 FG, 1-5 3pt FGs ... named to the five-man Hall of Fame Tip-Off All-Tournament team ... team-high 18 points vs. Ohio State ... career-night vs. Colorado State with 28 points, making (11) and taking (25) half of the team's shots that night ... followed that with 27 points vs. Saint Louis on 11-of-13 shooting ... third straight game with 20 or more vs. CS Fullerton, scoring 21 ... fourth consecutive game of 20+ points with 21 against Nevada; also played career-high 39 minutes and attempted a career-high equaling nine 3-pointers ... scored 12 points at Seattle U to snap four-game streak of 20+ points ... bounced back with 21 vs. Jackson State, including a career-high 11 3-point attempts ... 21 points, career-high five assists, plus six rebounds, two blocks and two steals vs. Cal Poly, plus he moved past Isaiah Thomas into third all-time in UW 3-point makes history ... 22 points, season-high equaling seven rebounds and two steals, plus a perfect 8-8 FT's vs. Northern Illinois ... season-low five points at UConn ... 18 points at WSU, 13 in the first half ... Pac-12 player of the week after averaging 23 points, 8.5 rebounds, 2.5 assists and 1.5 blocks in Bay Area sweep ... scored 19 points at Cal to become the 37th Husky to reach 1,000 pts and also pulled down a career-high equaling 8 rebounds ... 27 points and career-high nine rebounds, plus two blocks, and scored team's last five points in win at Stanford ... 25 points and two steals vs. Colorado ... scoreless in the first half vs. Utah, but scored 14 in the second half ... 23 points, seven rebounds at OSU ... had gone six games with 20 points before 24 points, six rebounds, three blocks vs. OSU ... 23 points, four steals and two blocks vs. WSU ... 11 points, eight rebounds vs. USC ... avg 14.0 ppg, 3.5 rpg and 2.0 spg during Pac-12 tourney ... 19 points, six rebounds and three steals vs. Oregon ... team-high 20 points, 4-8 3-point shooting in NIT game at BYU.

2011-12 (Sophomore) - earned Honorable Mention All-Pac-12 honors ... moved to fifth all-time in UW history with 136 3-pointers made and averaged a team-best 2.3 made per game (ranked 101st nationally) ... 73 3-pointers was the fifth most in UW single-season history ... was limited from January on in practice with a stress fracture in his left femur ... made at least one 3-pointer in 26 of 32 games ... 56% of his career FGs have been 3-point makes (136 of 242) ... 20+ points in five games, 10+ points in 24 of 32 games ... ranked third in the Pac-12 in FT percentage (83.9%), fourth with 2.3 3-pt FG's per game, seventh in scoring (14.2 ppg) and ninth in 3-pt FG% (.403) ... was



the first ever Pac-12 Player of the Week (named Nov. 14) and earned MVP honors at the World Vision Classic after averaging 19.3 ppg, 4.7 rpg, 2.7 spg and shooting 11-18 from 3-point range (62%) ... paced UW with 19 points vs. SPU on 7-of-16 shooting, including 5-12 from 3-point range ... added three assists, two blocks and a steal vs. the Falcons ... jumped out of the gates with 22 points -- his third game with 20+ points -- on 8-12 shooting, 5-8 from 3-point range ... also grabbed six rebounds, dished three assists and had two steals ... scored 19 points vs. Fla. Atlantic and had a career-high four steals in 34 minutes, also a career-high ... scored only four points and suffered a concussion after running into a screen during the St. Louis game ... led UW with 19 points on 5-9 from 3-point range and a career-high equaling 13 FG attempts vs. Houston Baptist ... scored all 14 of his points in the second half vs. Nevada in a career high 38 minutes ... swatted a career high four shots vs. Marquette and also had a career-high 16 FG attempts ... season-high equaling 22 points on a career best 10 field goals and 19 FG attempts vs. Duke ... averaged a team-best 36.5 minutes per game, 18.5 points and 2.0 blocks during NYC trip ... averaged 19.5 points and was 7-13 from 3-point range vs. OSU/Ore ... came off the bench for the first time all season vs. OSU and scored 15 points ... equaled career-highs with six 3-pt FGs and 24 points vs. Oregon ... scored 19 points at Colorado ... career high vs. Seattle U with 25 points, including new highs of 9-of-11 from the FT line ... scored 15 points in his second game back from injury at Arizona ... 13.5 ppg on Oregon trip ... 10 points and season-high equaling 6 rebounds at Oregon ... 17 points at OSU ... averaged 12.5 in sweep of ASU/AZ ... scored 12 of his 16 points at WSU in the first half on 4-4 shooting from 3-point range; 33 minutes were most since returning from injury ... scored 22 points on 9-12 FGs, 4-6 3pt FGs, plus five rebounds at UCLA; most points since returning from injury ... 16 points in Pac-12 Tourney game vs. OSU ... was second on team with 16.0 ppg in four NIT games ... 20 points, 4-9 3-point shooting vs. Northwestern ... 17 points, including 6-of-6 from the line in final minute vs. Oregon ... had 12 points and two steals in NIT semifinals vs. Minnesota, including a steal and layup with six seconds remaining to

send the game into overtime.

2010-11 (Freshman) - Pac-10 All-Freshman team member was fifth on team with 8.1 ppg and hit a team-high 63 3-point buckets and shot a team best 80.6% from the line ... 63 3-pointers tied for eighth most in school history and were the most ever by a UW freshman ... 12 games with 10+ points ... had hit a 3-pointer in nine consecutive games after starting the Pac-10 season 1-for-12 in the first six conference games, before going without vs. USC ... hit at least one basket from behind the arc in each of first nine games ... eighth among Pac-10 players in 3-point percentage at 40.1% and seventh with 1.9 makes per game ... 63 of his 90 field goals made were 3-pointers (70%) and 157-of-215 attempts were from behind the arc (73%) ... scored 13 points on 4-6 FG, 3-4 3pt FGs and grabbed 7 rebounds in college debut vs. McNeese State ... averaged 7.7 points on 8-16 shooting, 6-10 from 3-point range during Maui Invitational ... notched 17 points on 6-9 shooting, 4-6 3-pointers, in 15 minutes vs. Virginia ... tallied career-high 20 points on 6-8 3-point shooting vs. Long Beach State ... six 3-point makes is tied for the seventh most in UW history ... career-high 10 field goal attempts, eight from 3-point range, vs. Texas A&M ... only played four minutes during L.A. trip (missed game at USC with a hip infection) ... played 17 minutes vs. Arizona State, his most in Pac-10 action ... missed game at Washington State after suffering a concussion in practice ... scored 14 points, his highest Pac-10 output, vs. Cal, including 4-7 from 3-point range ... had a well-rounded game vs. Stanford, scoring 10 points, recording two steals, blocking a shot and grabbing two rebounds ... averaged 12.0 points in homestand vs. Bay Area schools, hitting double figures for the first time during the Pac-10 season vs. both schools ... averaged 17.5 points, 4.0 rebounds and made 8-of-17 3-point attempts (47.1%) during Arizona road trip ... career-high 25 minutes, eight rebounds, two blocks and nine 3-point attempts vs. ASU (ended with then Pac-10 high 16 points) ... scored 19 points on 7-11 shooting, 4-8 3-pointers, at Arizona ... averaged 14.8 points over four games vs. Cal, Stanford, ASU and Arizona after just 22 points (2.4 ppg) in the first nine Pac-10 contests ... scored a career-high 24 points, all in the second half, vs. UCLA, the most by a Husky in a half since Mark Sanford had 25 in the second half vs. Jackson State on Dec. 4, 1995 ... started all three games during the Pac-10 tournament and was third on the team with 13.0 ppg, hitting 9-of-21 3-pointers, including a UW Pac-10 tourney record five vs. WSU ... hit the game-tying 3-pointer in the tournament championship that sent the contest into overtime ... averaged 8.5 points during NCAA tournament, including 11 points vs. North Carolina.

2009-10 (Redshirt) - Redshirted the season.

High School - A 2009 graduate of Pleasant Grove High School in Pleasant Grove, Utah ... averaged 22.2 points per game as a senior ... selected Region 4 first team according to The Deseret News ... led the state of Utah in scoring with 23.7 points per game as a junior ... also averaged 6.0 rebounds, 2.2 steals and 2.0 blocks per contest ... helped Pleasant Grove to a 16-7 record ... selected to play in the Feinberg Academic All-American Classic in Ontario, Calif. ... lead the Vikings to the semifinals of the 5A state quarterfinals, following consecutive first-round exits the two previous seasons ... named to the first-team All-State team in both the Salt Lake Tribune and the Deseret News ... named the No. 2 prospect in the state of Utah by the Salt Lake Tribune ... selected to play in the Utah Basketball Coaches Association All-Star Game and scored 22 points ... regarded as an elite long-range shooter ... starred at Pleasant Grove with his cousin, LeSean Wilcox ... second team All-State as a junior ... Played AAU basketball for Salt Lake City Metro ... caught the eye of Washington coaches after a stellar performance in an AAU tournament in Houston ... father Craig played collegiately at Brigham Young University from 1993-95.

C.J. Wilcox' Career Statistics

Year	GP-GS	Min/Avg	Total		3-Point		FT-FTA	Rebounds			Avg	PF-FO	Ast	TO	Blk	Stl	Pts/Avg
			FG-FGA	Pct	FG-FGA	Pct		Pct	Off-Def	Tot							
2010-11	33-6	523/15.8	90-215	.419	63-157	.401	25-31	.806	22-46	68	2.1	41-0	29	21	10	14	268/8.1
2011-12	32-12	912/28.5	152-348	.437	73-181	.403	78-93	.839	26-82	108	3.4	63-1	39	40	20	29	455/14.2
2012-13	34-34	1184/34.8	201-480	.419	75-205	.366	93-114	.816	40-106	146	4.3	71-1	65	63	35	37	570/16.8
TOTAL	99-52	2619/26.5	443-1043	.425	211-543	.389	196-238	.824	88-234	322	3.3	175-2	133	124	65	80	1293/13.1

Wilcox 2012-13 Game-By-Game

2012-13 Washington Men's Basketball Washington Individual Game-by-Game (as of Sep 27, 2013) All games

#23 Wilcox, C.J.

Opponent	Date	op	min	Total		3-Pointers		Free Throws		Rebounds											
				fg-fga	pt	3fg-3ga	pt	ft-fra	pt	off	def	tot	avg	pf	a	%	blk	stl	pts	avg	
LOYOLA	11/11/12	*	30	9-13	.692	4-5	.800	8-0	.000	0	6	6	6.0	3	1	2	1	0	22	22.0	
ALBANY	11/13/12	*	37	5-14	.357	1-5	.200	0-0	.000	2	2	4	5.0	4	2	2	2	0	11	16.5	
vs Selma Hall	11/17/12	*	38	3-10	.300	0-5	.000	5-5	1.000	0	5	5	5.0	2	0	0	1	2	11	14.7	
vs Ohio State	11/18/12	*	35	7-13	.538	4-8	.500	0-0	.000	0	2	2	4.3	3	1	1	2	0	18	15.5	
COLORADO STATE	11/24/12	*	37	11-25	.440	2-5	.400	4-5	.800	1	2	3	4.0	1	1	2	0	0	28	18.0	
SAINT LOUIS	11/28/12	*	37	11-13	.846	4-5	.800	1-2	.500	1	1	2	3.7	0	1	1	0	1	27	19.5	
CAL-STATE FULLERTON	12/03/12	*	37	7-21	.333	2-8	.250	5-5	1.000	1	4	5	3.5	3	3	2	3	0	21	19.7	
NEVADA	12/08/12	*	39	8-16	.500	5-9	.556	0-0	.000	2	5	7	4.3	4	3	3	0	1	21	19.9	
at Seattle University	12/13/12	*	33	5-10	.500	1-3	.333	1-2	.500	1	2	3	4.1	5	1	1	1	0	12	19.0	
JACKSON STATE	12/15/12	*	35	9-19	.474	3-11	.273	0-1	.000	2	2	4	4.1	2	4	3	3	2	21	19.2	
CAL POLY	12/20/12	*	37	8-13	.615	3-6	.500	2-2	1.000	3	3	6	4.3	2	5	3	2	2	21	19.4	
NORTHERN ILLINOIS	12/22/12	*	31	5-14	.357	4-10	.400	8-8	1.000	2	5	7	4.5	0	2	3	1	2	22	19.6	
at UCONN	12/29/12	*	34	2-12	.167	1-6	.167	8-0	.000	0	2	2	4.3	1	1	1	1	0	5	18.5	
at Washington State	01/05/13	*	33	6-14	.429	3-7	.429	3-4	.750	1	6	7	4.5	3	3	5	2	1	18	18.4	
at California	01/09/13	*	36	7-16	.438	1-4	.250	4-6	.667	5	3	8	4.7	0	4	0	1	1	19	18.5	
at Stanford	01/12/13	*	35	10-16	.625	4-6	.667	3-5	.600	1	8	9	5.0	2	1	1	2	0	27	19.0	
COLORADO	01/16/13	*	35	8-14	.571	3-6	.500	6-8	.750	0	1	1	4.8	0	1	1	1	2	25	19.4	
UTAH	01/19/13	*	32	4-11	.364	3-6	.500	3-3	1.000	3	0	3	4.7	2	3	1	0	0	14	19.1	
at Oregon State	01/23/13	*	36	9-21	.429	4-11	.364	1-3	.333	2	5	7	4.8	3	1	1	1	0	23	19.3	
at Oregon	01/26/13	*	36	6-14	.429	2-3	.667	0-2	.000	0	2	2	4.7	4	1	2	0	0	14	19.0	
ARIZONA	01/31/13	*	30	4-16	.250	1-5	.200	2-3	.667	1	3	4	4.6	4	1	2	1	2	11	18.6	
ARIZONA STATE	02/02/13	*	36	2-11	.182	0-3	.000	6-6	1.000	1	3	4	4.6	4	7	1	0	2	10	18.2	
at UCLA	02/07/13	*	38	7-16	.438	0-6	.000	1-2	.500	2	5	7	4.7	3	1	6	1	1	15	18.1	
at USC	02/10/13	*	36	3-7	.429	2-4	.500	0-0	.000	0	7	7	4.8	0	3	0	0	6	8	17.7	
OREGON	02/13/13	*	34	3-13	.231	1-6	.167	2-2	1.000	1	0	1	4.6	1	2	3	1	1	9	17.3	
OREGON STATE	02/16/13	*	37	7-14	.500	3-8	.375	7-8	.875	2	4	6	4.7	1	0	5	3	0	24	17.6	
at Arizona	02/20/13	*	30	5-16	.313	1-6	.167	4-6	.667	0	1	1	4.6	2	0	2	0	1	15	17.5	
at Arizona State	02/23/13	*	30	1-11	.091	0-5	.000	4-4	1.000	1	0	1	4.4	2	2	1	0	2	6	17.1	
WASHINGTON STATE	03/03/13	*	37	7-14	.500	1-5	.200	8-10	.800	1	4	5	4.4	1	1	1	2	4	23	17.3	
USC	03/06/13	*	33	2-9	.222	1-2	.500	6-6	1.000	1	7	8	4.6	1	2	1	0	0	11	17.1	
UCLA	03/09/13	*	32	3-13	.231	2-8	.250	8-0	.000	0	1	1	4.5	4	4	3	1	0	0	16.8	
vs Washington State	03/13/13	*	33	3-11	.273	2-6	.333	3-3	1.000	0	1	1	4.3	0	1	1	0	1	11	16.6	
vs Oregon	03/14/13	*	39	7-12	.583	3-4	.750	2-2	1.000	3	3	6	4.4	2	2	2	0	3	19	16.7	
at BYU	03/19/13	*	36	7-18	.389	4-8	.500	2-2	1.000	0	1	1	4.3	2	0	0	2	0	20	16.8	
Totals		34	1184	201-480	.419	75-285	.265	93-114	.816	40	186	146	4.3	71	65	63	35	37	578	16.8	

Games played: 34
Minutes/game: 34.8
Points/game: 16.8
FG Pct: 41.9
SFG Pct: 36.6
FT Pct: 81.6

Rebounds/game: 4.3
Assists/game: 1.9
Turnovers/game: 1.9
Assist/turnover ratio: 1.0
Steals/game: 1.1
Blocks/game: 1.0

Wilcox 2011-12 Game-By-Game

2011-12 Washington Men's Basketball Washington Individual Game-by-Game (as of Sep 25, 2012) All games

#23 Wilcox, C.J.

Opponent	Date	gp	min	Total		3-Pointers		Free Throws		Rebounds				pf	a	fta	ftl	stl	pts	avg
				fg	fga	3fg	3fga	ft	fta	off	def	tot	avg							
GEORGIA STATE	11/02/11	*	29	4-12	.333	5-8	.625	1-1	1.000	2	4	6	6.0	1	3	0	0	2	22	22.0
FLORIDA ATLANTIC	11/13/11	*	34	5-13	.385	3-5	.600	6-8	.750	2	2	4	5.0	2	0	0	2	4	19	20.5
PORTLAND	11/14/11	*	33	5-9	.556	3-5	.600	4-4	1.000	1	3	4	4.7	0	3	0	1	2	17	19.3
at Saint Louis	11/20/11	*	24	2-9	.222	0-2	.000	0-0	.000	1	2	3	4.3	1	2	1	0	1	4	15.5
HOUSTON BAPTIST	11/25/11	*	28	7-13	.538	5-9	.556	8-0	1.000	0	5	5	4.4	2	2	2	2	1	19	16.2
at Nevada	12/02/11	*	38	6-13	.462	2-6	.333	0-0	.000	0	3	3	4.2	3	1	3	0	2	14	15.8
vs Marquette	12/06/11	*	36	6-16	.375	3-9	.333	8-0	1.000	1	2	3	4.0	1	0	0	4	1	15	15.7
vs Duke	12/10/11	*	37	10-19	.526	2-7	.286	0-0	.000	0	3	3	3.9	4	2	3	0	1	22	16.5
UC SANTA BARBARA	12/16/11	*	25	2-6	.333	1-3	.333	2-2	1.000	0	2	2	3.7	4	2	0	1	1	7	15.4
SOUTH DAKOTA STATE	12/18/11	*	37	4-15	.267	2-6	.333	2-2	1.000	0	3	3	3.6	1	3	1	0	0	12	15.1
CAL STATE NORTH RIDG	12/22/11	*	27	3-6	.500	3-6	.500	8-0	1.000	0	3	3	3.5	3	0	2	0	0	9	14.5
OREGON STATE	12/29/11		30	4-13	.308	1-5	.200	6-6	1.000	0	4	4	3.6	2	0	0	1	0	15	14.6
OREGON	12/31/11		33	4-11	.364	6-8	.750	2-2	1.000	0	3	3	3.5	4	2	3	1	1	24	15.3
at Colorado	01/05/12		30	6-16	.375	3-9	.333	4-4	1.000	1	1	2	3.4	3	0	2	0	0	19	15.6
at Utah	01/07/12	*	29	2-13	.154	1-5	.200	8-0	1.000	2	1	3	3.4	0	1	0	0	1	5	14.9
SEATTLE UNIVERSITY	01/10/12		34	6-15	.400	4-7	.571	9-11	.818	1	4	5	3.5	3	1	3	2	1	25	15.5
at Arizona State	01/26/12		10	0-3	.000	0-1	.000	4-4	1.000	0	0	0	3.3	0	0	1	0	0	4	14.8
at Arizona	01/28/12		26	6-10	.600	1-3	.333	2-3	.667	1	4	5	3.4	1	2	2	0	0	15	14.8
UCLA	02/02/12		26	1-4	.250	0-1	.000	4-4	1.000	0	2	2	3.3	0	2	1	0	1	6	14.4
USC	02/04/12		14	2-7	.286	0-3	.000	0-0	.000	0	3	3	3.3	2	0	4	2	2	4	13.9
at Oregon	02/09/12		23	4-13	.308	2-7	.286	8-0	1.000	2	4	6	3.4	0	0	2	0	1	18	13.7
at Oregon State	02/12/12		27	4-11	.364	2-7	.286	7-9	.778	0	1	1	3.3	1	0	0	0	1	17	13.8
ARIZONA STATE	02/16/12		23	6-11	.545	2-6	.333	8-0	1.000	0	2	2	3.3	1	3	1	1	1	14	13.8
ARIZONA	02/18/12		27	3-5	.600	2-3	.667	3-4	.750	2	1	3	3.3	2	0	1	0	0	11	13.7
at Washington State	02/25/12		33	5-9	.556	4-7	.571	2-2	1.000	1	4	5	3.3	4	0	1	0	1	16	13.8
at USC	03/01/12		24	3-10	.300	0-4	.000	2-4	.500	1	0	1	3.2	1	1	0	1	0	8	13.6
at UCLA	03/03/12		29	9-12	.750	4-6	.667	8-0	1.000	2	3	5	3.3	4	0	1	0	0	22	13.9
vs Oregon State	03/08/12		26	6-12	.500	3-7	.429	1-3	.333	1	3	4	3.3	2	0	1	0	1	16	14.0
UT ARLINGTON	03/13/12		30	3-8	.375	1-5	.200	8-10	.800	0	4	4	3.3	1	2	1	0	1	15	14.0
NORTHWESTERN	03/16/12		25	7-13	.538	4-9	.444	2-2	1.000	4	2	6	3.4	3	1	1	0	0	20	14.2
OREGON	03/20/12		30	4-10	.400	3-6	.500	6-6	1.000	0	1	1	3.4	2	3	1	2	0	17	14.3
vs Minnesota	3/27/12		35	5-12	.417	1-6	.167	1-2	.500	1	3	4	3.4	5	3	2	0	2	12	14.2
Totals		12	912	152-348	.437	73-181	.406	78-93	.839	26	82	108	3.4	63	39	40	28	29	455	14.2

Games played: 32
Minutes/game: 28.5
Points/game: 14.2
FG Pct: 43.7
3FG Pct: 40.3
FT Pct: 83.9

Rebounds/game: 3.4
Assists/game: 1.2
Turnovers/game: 1.3
Assist/Turnover ratio: 1.0
Steals/game: 0.9
Blocks/game: 0.6

Wilcox 2010-11 Game-By-Game

2010-11 Washington Men's Basketball Washington Individual Game-by-Game (as of Mar 27, 2011) All games

#23 Wilcox, C.J.

Opponent	Date	pts	min	Total		3-Point		Free Throws		Rebounds				pf	a	fta	ftc	stl	pts	avg
				fg-tpa	pc	3fg-tpa	pc	ft-fts	pc	off	def	tot	avg							
MCNEESE STATE	11/03/10	19		4-6	.667	3-4	.750	2-2	1.000	1	6	7	7.0	4	2	0	0	1	13	13.0
EASTERN WASHINGTON	11/16/10	16		2-7	.286	2-7	.286	2-2	1.000	0	2	2	4.5	3	3	0	1	1	8	10.5
vs VIRGINIA	11/22/10	15		6-9	.667	4-6	.667	1-2	.500	2	1	3	4.0	3	4	0	0	0	17	12.7
vs KENTUCKY	11/23/10	12		1-5	.200	1-2	.500	0-0	.000	1	0	1	3.3	1	0	2	0	0	3	10.3
vs MICHIGAN STATE	11/24/10	3		1-2	.500	1-2	.500	0-2	.000	0	1	1	2.0	2	0	0	1	0	3	8.8
LONG BEACH STATE	11/30/10	23		7-9	.778	6-8	.750	0-0	.000	0	4	4	3.0	2	2	4	0	1	20	10.7
TEXAS TECH	12/04/10	19		4-7	.571	3-5	.600	0-0	.000	0	0	0	2.6	2	1	0	1	1	11	10.7
PORTLAND	12/06/10	13		2-5	.400	2-4	.500	0-0	.000	0	0	0	2.3	1	1	0	1	0	6	10.1
at Texas A&M	12/11/10	18		3-10	.300	3-8	.375	0-0	.000	2	2	4	2.4	1	1	1	0	1	9	10.0
SAN FRANCISCO	12/18/10	11		1-5	.200	0-3	.000	0-0	.000	0	1	1	2.3	1	0	0	0	0	2	9.2
NEVADA	12/22/10	15		1-7	.143	1-4	.250	0-0	.000	2	1	3	2.4	2	2	0	0	0	3	8.6
at UCLA	12/31/10	4		1-2	.500	0-1	.000	0-0	.000	0	0	0	2.2	0	0	0	0	0	2	8.1
OREGON	01/06/11	4		0-2	.000	0-1	.000	0-0	.000	0	1	1	2.1	0	0	0	0	0	0	7.5
OREGON STATE	01/08/11	12		1-4	.250	0-2	.000	0-0	.000	0	1	1	2.0	1	0	0	0	2	2	7.1
at Stanford	1/13/11	10		1-4	.250	0-3	.000	0-0	.000	0	0	0	1.9	1	0	2	0	0	2	6.7
at California	1/16/11	6		2-6	.333	1-3	.333	0-0	.000	1	0	1	1.8	0	0	0	0	0	5	6.6
ARIZONA	01/20/11	8		0-2	.000	0-2	.000	0-0	.000	0	1	1	1.0	1	0	0	0	0	0	6.2
ARIZONA STATE	01/22/11	17		2-5	.400	1-3	.333	0-0	.000	0	1	1	1.7	0	0	1	0	1	5	6.2
at Oregon State	2/3/11	8		1-3	.333	1-3	.333	0-0	.000	0	2	2	1.7	2	1	1	0	0	3	6.0
at Oregon	02-05-11	12		1-4	.250	1-3	.333	0-0	.000	0	1	1	1.7	0	1	0	0	0	3	5.9
CALIFORNIA	02/10/11	13		4-7	.571	4-7	.571	2-2	1.000	2	0	2	1.7	2	1	0	0	0	14	6.2
STANFORD	02/12/11	16		3-8	.375	2-7	.286	2-2	1.000	1	1	2	1.7	0	1	1	1	2	10	6.4
at Arizona State	02-17-11	25		6-11	.545	4-8	.444	0-0	.000	3	5	8	2.0	1	3	0	2	0	16	6.8
at Arizona	2/19/11	22		7-11	.636	4-8	.500	1-2	.500	0	0	0	1.9	1	0	0	0	0	19	7.3
at Seattle U	02/22/11	*	24	1-3	.125	1-6	.167	0-0	.000	3	3	6	2.1	3	1	1	1	2	3	7.2
WASHINGTON STATE	02/27/11	*	19	1-6	.167	1-4	.250	2-2	1.000	2	2	4	2.2	3	1	0	0	1	5	7.1
UCLA	03/03/11	*	23	7-10	.700	4-7	.571	5-6	1.000	0	1	1	2.1	0	1	1	2	0	24	7.7
USC	03/05/11	16		1-7	.143	0-5	.000	2-2	1.000	0	1	1	2.1	2	0	1	0	1	4	7.6
vs Washington State	03/10/11	*	30	5-10	.500	5-9	.556	1-2	.500	0	3	3	2.1	1	1	2	0	0	16	7.9
vs Oregon	03/11/11	*	27	4-9	.444	3-7	.429	3-3	1.000	2	2	4	2.2	0	0	0	0	0	14	8.1
vs Arizona	03/12/11	*	25	4-9	.444	1-5	.200	0-0	.000	0	1	1	2.1	1	0	3	0	0	9	8.1
vs Georgia	3/18/11	19		2-6	.333	1-4	.250	1-2	.500	0	1	1	2.1	0	0	1	0	0	6	8.0
vs North Carolina	3/20/11	19		4-9	.444	3-5	.600	0-0	.000	0	1	1	2.1	0	2	0	0	0	11	8.1
Totals		6	523	90-215	.419	63-157	.401	25-31	.806	22	46	68	2.1	41	29	21	10	14	268	8.1

Games played: 33

Minutes/game: 15.8

Points/game: 8.1

FG Pct: 41.9

3FG Pct: 40.1

FT Pct: 80.6

Rebounds/game: 2.1

Assists/game: 0.9

Turnovers/game: 0.6

Assist/turnover ratio: 1.4

Steals/game: 0.4

Blocks/game: 0.3

HUSKY NEWCOMERS

Mike Anderson

11

Class: Junior

HS: Weaver

Height/Weight: 6-5 / 200

Position: Guard

Hometown: Hartford, Connecticut

CC: Moberly Area CC (Missouri)

Experience: Junior College

Moberly CC (Mo.): No. 46 junior college player according to juco recruiting.com ... averaged 17.2 points, 10.0 rebounds and 1.5 assists, while shooting 83.1% from the free throw line, 52.6% from the field and 41.7% from the 3-point line in 33 games during the 2013 season for Moberly Area CC ... helped lead Moberly to the Region 16 Championship Game, where he poured in 29 points and had 14 rebounds in a 77-70 loss to Mineral Area College ... had 10+ rebounds in 24 games ... season-high 31 points in 97-85 win over Wabash Valley ... was named to the NJCAA All-Region 16 team ... Moberly has produced several NBA players, including Mitch Richmond, Gerald Wilkins and Qyntel Woods ... originally went to Iowa Western CC where he redshirted before transferring to Lincoln Trail College in Illinois and finally ending up at Moberly ... was all-league in 2009 at Weaver High School in Hartford, Conn. ... attended prep school at Taag Academy in Tampa, Fla. in 2010.

Darin Johnson

1

Class: Freshman

HS: Sheldon

Position: Guard

Hometown: Sacramento, Calif.

Height/Weight: 6-4 / 195

Experience: HS

SHELDON HS - Played his senior year at Sheldon High School in Sacramento after transferring from Franklin HS in Elk Grove, Calif. ... helped Sheldon to a 27-6 record and the CIF Northern California Open Division final, where they lost to Archbishop Mitty ... scored 24 points, including five 3-pointers in semifinals win over Jabari Bird (Cal) and Salesian ... scored career-high 42 points in a 97-92 win over Deer Valley and Marcus Lee (Kentucky) ... debuted in January for Sheldon with 24 points at the All-Star SugarBowl Classic ... named 2013 Sacramento Bee First Team All-Metro ... will play in the inaugural West Coast All-Star Classic on May 11 in Kent, Wash. ... as a junior at Franklin, Johnson averaged 16.8 points per game, 2.5 assists and led his team to a 22-6 record and the quarterfinals of CIF Sac-Joquin Section Boys Basketball Playoff ... ranked as the No. 85 player overall by Scout.com; 22nd among shooting guards ... No. 91 overall player according to Rivals.com ... 25th ranked shooting guard according to ESPN.com ... slasher-type player that is explosive athletically and also can shoot from long range.

Jahmel Taylor

21

Class: Freshman

HS: Pacific Hills

Position: Guard

Hometown: Los Angeles, Calif.

Height/Weight: 5-10 / 180

Experience: HS

Pacific Hills HS - Will wear No. 21 for the Huskies ... helped Pacific Hills High School of West Hollywood to a 29-4 record and the 2013 California State Division IV championship ... averaged 22.7 points, 6.2 rebounds, 4.7 assists and 2.3 steals per game as a senior ... scored 14 points in the championship game ... was the Division 4A All CIF-Southern Section player of the year ... had 24 points, including 16-of-18 from the free throw line, 10 rebounds, five assists and three steals in a 73-69 win over No. 6 Bishop Montgomery in the CIF Southern California Division IV championship ... played for coach Ivan Barahona ... named to MaxPreps California Boys Basketball Division IV All-State first team ... played at Sierra Canyon HS in 2012 and 2011, helping them to the 2011 California Southern Section Division 5A championship ... averaged 20.8 ppg, 2.7 assists and 4.2 rebounds in 27 games as a junior in 2012 ... fractured his ankle in between his sophomore and junior seasons ... averaged 21.1 points, 3.0 assists, 5.0 blocks and 1.7 steals in 33 games as a sophomore ... was All-CIF Southern Section Team Division 5A, CIF Division 5A MVP and second team MaxPreps Cal Boys Basketball Division V All-State second team ... three-star recruit according to Scout.com, Rivals.com and ESPN.com ... ESPN.com's No. 45 ranked point guard.

Robert Upshaw

24

Class: Sophomore

HS: San Joaquin Memorial

Height/Weight: 7-0 / 260

Position: Center

Hometown: Fresno, Calif.

College: Fresno State

Experience: TR

Robert Upshaw Quick Notes

- Will sit out the 2013-14 season after transferring to Washington from Fresno State, Sept. 10, 2013.
- Is the third 7-footer in the Lorenzo Romar era, 13th overall to play at Washington.
- Averaged 5.3 points, 3.8 rebounds and 1.8 blocks in 22 games as a freshman in 2013.
- Attended the same high school (San Joaquin Memorial) as former Husky and current NBA player Quincy Pondexter.

2012-13 (Freshman, Fresno State) - Averaged 5.3 points, 3.8 rebounds and 1.8 blocks in 22 games ... swatted a team-high 39 blocks and logged 360 minutes (16.4 mpg) ... best game came against Washington State on Dec. 9 when he scored a season-high 10 points on 5-of-10 shooting to go with seven rebounds and six blocks ... also had 11 rebounds, six assists and six steals in a victory at UNLV ... made 37-of-98 (37.8 percent) field goal attempts ... went 17-for-37 (45.9 percent) at the free throw line.

San Joaquin Memorial (Fresno, Calif.) and Personal - Was ranked as the No. 4 overall prospect in the state of California and the 55th best player in the nation in the 2012 ESPNU 100 ... as a senior, he averaged 18 points, 11 rebounds, and five blocks per game ... named the co-Player of the Year in the County/Metro Athletic Conference ... parents are Ceylon Sherman and Benny Bowie ... has two brothers, Jereol Walker and Marcus Becote, and one sister, Tymeika Becote ... brother Jereol plays basketball for the University of Texas-Permian Basin ... former AAU teammates playing Division I basketball included Shabazz Muhammad (UCLA), Demetrius Morant (UNLV) and Winston Shepard (SDSU).

Nigel Williams-Goss

5

Class: Freshman Hometown: Happy Valley, Ore.
HS: Findlay Prep (Nev.) Height/Weight: 6-4/ 185
Position: G Experience: HS

Findlay Prep (Henderson, Nev.)

Originally from Happy Valley, Ore., but was the first ever four-year player for high school powerhouse Findlay Prep in Henderson, Nev. ... played in both the 2013 McDonald’s All-American game and Jordan Brand Classic ... is the fifth Husky signee to play in the McDonald’s game (Abdul Gaddy, Spencer Hawes, Martell Webster and Jon Brockman) ... won the 3-point shooting contest during McDonald’s All-American festivities ... helped the West to a 110-99 win with 10 points, team-high six assists, two blocks, two rebounds and a steal in 15 minutes of action ... led the West Team to a 102-98 win in the Jordan Brand Classic and led his squad with 17 points; also had four assists, three rebounds and one steal in 20 minutes ... averaged more than 18 points and seven assists per game and led Findlay Prep to a 35-1 record, its lone loss coming in the semifinals of the ESPN National High School Invitational, snapping a 54 game win streak ... team compiled a 124-8 record during his four years including national championships as a junior and freshman ... high school coach was Todd Simon ... Parade All-American ... was a MaxPreps first team All-American ... ranked 19th overall in ESPN’s top 100, No. 33 on Rivals.com’s list and No. 48 according to Scout.com (10th ranked point guard).

HEAD COACH

Lorenzo Romar

Hometown: Compton, Calif.

HS: Pius X

Last College: Washington/Cincinnati '92

Years At Washington: 11th season

With 11 years of leading the Husky basketball team under his belt, Lorenzo Romar has earned the distinction as the Pac-12 Conference's longest tenured coach. In his time at Washington, Romar has lifted the Huskies to an elite level and unprecedented success. Romar will continue roaming the Huskies' sidelines and building on that success for the foreseeable future after signing a 10-year contract extension in April of 2010.

The Huskies are enjoying their greatest stretch of success in team history under the direction of Romar. Besides six NCAA tournament appearances, three Sweet 16's, three Pac-10 tournament championships, two regular season Pac-10/12 titles and two NIT's that included a semifinal appearance in 2012, the numbers show Romar has entered uncharted territory.

From 2004-2005 -- Romar's third season at Washington -- to now, the Huskies have won 208 games, the most ever in a nine-year span of U-Dub basketball history. He has averaged 21.5 wins per season during his 11-year UW career and has amassed four of the seven largest single-season win totals in UW history. Romar has six 20-win seasons under his tenure -- a mark that only trails Hec Edmundson's 11 seasons with 20+ wins.

Not only have the wins started piling up for Romar, but the number of players he has sent to the NBA while at Washington has reached unprecedented heights. Romar has seen nine of his players drafted since 2005, including six first round picks. The 2012 Draft saw two Huskies selected in the first round -- a first in UW history. Overall, 12 players have been part of NBA rosters during Romar's tenure.

In 2013 the Huskies finished with an 18-15 overall and 9-9 in Pac-12 play. UW earned its sixth-straight postseason appearance, including their second-straight NIT appearance. Romar saw C.J. Wilcox earn second-team All-Pac-12 honors.

In 2012, Romar led UW to its second regular season outright conference crown since 1953. Washington was 24-11 overall and 14-4 in the first year of Pac-12 play. The Huskies were denied a NCAA tournament bid, but Pac-12 Coach of the Year Romar was able to lead his Huskies to the Big Apple and the NIT semifinals during the postseason. Romar saw his star freshman Tony Wroten earn Pac-12 Freshman of the Year and Terrence Ross First Team All-Conference honors before both went on to become NBA first round draft picks in June.

Romar led the Huskies to their third-straight NCAA appearance in 2011, won their second-consecutive Pac-10 Tournament Championship and produced two members of the All-Pac-10 team (Isaiah Thomas and Matthew Bryan-Amaning). Thanks to a buzzer-beating shot by Thomas, Washington was able to capture its third conference tournament crown under Romar's direction. The No. 7 seeded Huskies crowned their 24-11 season with a second round win over Georgia in the NCAA Tournament before falling to North Carolina in the third round.

In 2009-10, Romar led the Huskies to another historic season. Washington won its second Pac-10 Tournament Championship, made its fifth NCAA Tournament appearance and advanced to the NCAA Sweet 16 for the third time under Romar. Despite their No. 11 seeding, the Huskies beat No. 5 seed Marquette and No. 4 New Mexico before losing

Romar's All-Time Coaching Record

Year	Overall		Conference		Finish
	W	L	W	L	
Pepperdine					WCC
1996-97	6	21	4	10	T6th
1997-98	17	10	9	5	2nd
1998-99@	19	13	9	5	T2nd
Totals	42	44	22	20	
St. Louis					Conf. USA
1999-00\$	19	14	7	9	7th
2000-01	17	14	8	8	8th
2001-02	15	16	9	7	5th
Totals	51	44	24	24	
Washington					Pac-10
2002-03	10	17	5	13	9th
2003-04\$	19	12	12	6	2nd
2004-05*	29	6	14	4	2nd
2005-06*	26	7	13	5	2nd
2006-07	19	13	8	10	7th
2007-08+	16	17	7	11	8th
2008-09#	26	9	14	4	1st
2009-10*	26	10	11	7	3rd
2010-11&	24	11	11	7	3rd
2011-12@	24	11	14	4	1st
2012-13@	18	16	9	9	6th
Wash Totals	237	129	118	80	
All-Time Totals	330	217	164	124	

@ - NIT,

+ - CBI,

\$ - Lost in NCAA 1st Round,

- Lost in NCAA 2nd Round

& - Lost in NCAA 3rd Round

* - Lost in NCAA Sweet 16

to the No. 2 seed West Virginia.

The Huskies ended 2010 with a 26-10 record putting Romar in elite coaching company. He joined Hec Edmundson as the only UW coach to lead a team to four seasons with 25 or more wins.

The 2008-09 Husky squad won the first outright Pac-10 Championship for the school since 1953. Romar's Huskies were 26-9 in 2009 and 14-4 in the Pac-10 Conference to finish a game ahead of UCLA. He earned Pac-10 Coach of the Year honors for his efforts. Washington earned its first-ever No. 4 seed for the 2009 NCAA Tournament. They beat No. 12 seed Mississippi State 71-58 in the first round before dropping a close 76-74 decision to No. 5 Purdue.

He coached UW to back-to-back Sweet 16 berths (2005 & 2006) for the first time in school history. UW participated in three consecutive NCAA Tournaments, from 2004-06, for just the second time in school history.

Romar ranks third among all-time UW coaches with 237 victories. He posted his 100th UW win on Feb. 12, 2007 against Stanford. Romar was honored at the 2006 Final Four as the winner of the John Wooden "Keys to Life" Award following a season in which he directed the Huskies to a 26-7 record. UW was 13-5 in Pac-10 play, finishing as the conference runner-up for the third straight season. UW won two NCAA tournament games before an overtime setback against top-seed Connecticut.

He guided the Huskies to a 29-6 record in 2005, tying the 1938 squad for the highest win total in school history. UW finished second in the Pac-10 standings with a 14-4 mark. After receiving their first ever No. 1 seed, the Huskies posted two NCAA Tournament victories and advanced to the Sweet 16. Romar, who led UW to its first conference tournament championship, was named the 2005 Pac-10 Coach of the Year and Black Coaches Association National Coach of the Year.

Romar fashioned a spectacular turnaround during his second season when UW posted a 19-12 record in 2004 and participated in the NCAA Tournament for the first time since 1999. In 2004, Romar guided the Huskies to their first second-place regular-season finish since 1986 and their first Pac-10 Tournament championship game appearance since 1987. After opening the conference campaign with an 0-5 record, UW reeled off 12 wins in its final 13 Pac-10 outings. Capping the run was a 75-62 triumph over No. 1 and previously undefeated Stanford in the final regular-season game. His Huskies won all three meetings with highly ranked Arizona, sweeping the season series for the first time since 1984. The remarkable 2004 season was ended by a 102-100 loss to UAB in the first round of the NCAA Tournament.

His inaugural Washington campaign concluded with a 10-17 record. UW placed ninth in the Pac-10 with a 5-13 mark. The young Husky roster included only one senior and six freshmen. He was named to head up the program at his alma mater on April 3, 2002. A point guard for the Huskies' 1978-79 and 1979-80 teams, Romar is the 18th head coach in Washington's 103-year history. He is the first African-American coach to lead the Washington basketball program.

The 2012-13 year was Romar's 17th year as an NCAA head coach. He has compiled a 330-217 record in that span. He tallied a 42-44 mark in three years at Pepperdine and a 51-44 record in three years at St. Louis before returning to his alma mater. Washington is Romar's third stint as a head college coach. During three-year tenures at Pepperdine (1997-1999) and Saint Louis (2000-2002), he gained a reputation as a hard-working coach admired for integrity and dedication. At both Pepperdine and Saint Louis, Romar helped to revive programs to a competitive level. He led the Waves to a pair of second-place finishes in the West Coast Conference and an NIT invitation in 1999. During his first season at SLU, the Billikens upset No. 1 Cincinnati in the second round of the Conference USA tournament and went on to win the championship and the league's automatic berth into the NAAs. During each of his final two seasons at Saint Louis, his teams defeated Washington. The Billikens beat UW 69-61 on Dec. 5, 2000 in Seattle and 71-70 on Dec. 29, 2001 in St. Louis.

Seattle was the site of one of Romar's great coaching moments. As an assistant coach, he helped UCLA to an 89-78 triumph over Arkansas in the Kingdome to win the 1995 NCAA Championship. Cameron Dollar, an assistant coach on Romar's Saint Louis and Washington staffs, was one of the stars for the Bruins during that national title contest. Romar built a reputation at UCLA (1992-96) as one of the nation's top recruiters and was credited with recruiting much of the talent that formed the core of the Bruins' title team.

In three years at Saint Louis, Romar compiled a 51-44 (.537) record, including wins over nine different conference champions. His 51 wins rank No. 7 among all-time SLU coaches and is the fourth-best three-year total in the school's history. Romar was named

head basketball coach at Saint Louis on March 26, 1999. In his inaugural season at the school, Romar guided the Billikens to a 19-14 record that marked the third best debut season-record in Saint Louis annals.

His basketball life has been marked by success at every level beginning with his playing career from high school to the NBA through his coaching career. He continued that success with a notable run of firsts in his initial season at Saint Louis. In directing the Billikens to the Conference USA Tournament title and an automatic invitation to the NCAA Tournament, Romar became the first Saint Louis coach to accomplish either feat in his debut season. The 1999-2000 season marked many other notable firsts as well. Romar became the first coach in history to lead SLU into the NCAA Tournament in his debut season after winning the school's first conference tournament title. Saint Louis upset a No. 1 team, Cincinnati, for the first time since the 1952. The 2000-01 SLU squad posted a 17-14 record and became the first team in Conference USA history to defeat perennial power Cincinnati in back-to-back games. The Billikens finished with a 15-16 record in 2001-02 against a difficult schedule that included 14 games against teams that qualified for the postseason.

Prior to coaching at Saint Louis, Romar amassed a three-year record of 42-44 (.488) at Pepperdine, including 36 wins in his final two seasons with the Waves. He took control of the Waves' program in February 1996 and quickly established himself as a top recruiter, bringing in talent that would guide the Waves to a postseason appearance in 1999. In his second year, Romar staged a significant 11-game improvement over the previous season to finish with a 17-10 record and earn a second-place finish in the West Coast Conference, just one game behind champion Gonzaga. Pepperdine was the second-most improved NCAA Division I team in 1997-98, trailing only Connecticut. In his final season at the school, Romar guided Pepperdine to a 19-13 record and a bid to the NIT, the Waves' first postseason appearance in five years. The season after his departure, Pepperdine earned an NCAA Tournament berth with the majority of players Romar recruited. One of those players was Brandon Armstrong who was the 23rd selection overall in the 2001 NBA Draft.

Prior to his stint at Pepperdine, Romar was the top assistant under Jim Harrick at UCLA from 1992-1996. He recruited such talent as Toby Bailey, Cameron Dollar, J.R. Henderson, Kris Johnson, Jelani McCoy and Charles O'Bannon. That recruiting bonanza helped lead the Bruins to back-to-back Pac-10 championships in 1995 and 1996. UCLA registered a 31-2 record in 1995 and won the NCAA crown. UCLA's record during Romar's four-year assistant coaching tenure was a stunning 97-28 (.776).

Romar is well respected among his peers as his selection as the head coach for the U.S. under-18 national team can attest. He led the U.S. juniors, including Husky Spencer Hawes, to a gold medal at the 2006 FIBA Americas championship. He served as an assistant to head coach Tom Izzo on the 2003 USA Basketball Pan American Games staff.

He was named to the USA Basketball's competition committees in February, 2013 for the 2013-16 quadrennium after serving in the same role from 2009-12.

A native of Compton, Calif., Romar graduated from Pius X High School. He earned his associate degree from Cerritos (Calif.) Community College in 1978 before studying at UW from 1978-80. He completed his coursework at Cincinnati, receiving his bachelor's degree in criminal justice in 1992. During his sophomore year at Cerritos, Romar led the Falcons to a 23-8 record, averaged 14.1 points per game, set the school record for single-season assists and earned first-team all-league honors.

He transferred to Washington in 1978 and played two seasons for legendary Husky head coach Marv Harshman. Romar was a two-year starter for the Huskies on the 1978-79 and 1979-80 teams. Romar played all 27 games, starting seven times for

the 1978-79 UW squad that finished with an 11-16 record and a 6-12 mark in Pac-10 play. He averaged 6.0 points and 1.4 rebounds during his junior season while posting team-leading totals of 80 assists and 35 steals. He shot 51 percent from the field and 72 percent from the free throw line. As a senior in 1979-80, Romar played all 28 games for the Huskies who posted an 18-10 record, including a 9-9 conference mark. Washington participated in the National Invitation Tournament. He led all UW playmakers with 99 assists while averaging 9.3 points and 1.9 rebounds per game.

Romar served as team captain his senior year. He was the recipient of the Most Inspirational Award both years, an honor voted on by his teammates. The Golden State Warriors selected Romar in the seventh round of the 1980 NBA Draft with the 141st pick overall. He totaled 1,731 points (5.9 average) and distributed 1,022 assists (3.5 average) during 291 career regular-season NBA games. His five-year NBA career included stints with Golden State (1981-84), Milwaukee (1984) and Detroit (1984-85).

After the 1984-85 season, Romar joined Athletes in Action (AIA), the athletic division of Campus Crusade for Christ, a non-denominational ministry that began in 1951 at UCLA. Romar started 224 of 233 games during his seven years as a player for AIA. In 1991-92, he averaged 24.4 points, 5.9 assists and 1.8 steals while shooting 54.5 percent from the field, including 49.5 percent from beyond the 3-point arc and 83.7 percent from the free throw line. Romar set single-game records while an AIA player for most points (54) and assists (21). He remains the team's all-time assists leader (1,689) and ranks No. 2 in all-time scoring (4,244).

In 1992, the then 34-year-old Romar scored 45 points against Michigan's "Fab Five" freshmen, who went on to reach the NCAA championship game. In 1989, Romar took on co-head coaching duties for AIA, in addition to his continued responsibilities as a player. The year prior to Romar's assuming the coaching position, AIA went 12-25, the worst record in franchise history. Just three years later, Romar directed the 1991-92 AIA team to 21 wins, including a victory over NCAA Final Four participant Florida.

Romar served during the summer of 1997 as an assistant under Rick Majerus for the United States' 22 & Under Team that competed at the World Championships in Melbourne, Australia. At Washington, he replaced Bob Bender who resigned on Mar. 13, 2002. Romar is the second former Husky player to return as the head coach. He joins Lynn Nance, who played at UW from 1964-65 and was the Huskies' head coach for four seasons from 1989-93.

Romar and his wife, Leona, have three daughters -- Terra, Tavia and Taylor. Taylor, a 2012 graduate of Washington, was a cheerleader. He also became a grandfather for the first time when Tavia gave birth in 2012 to grand daughter, Eden.

ASSISTANT COACHES

Raphael Chillious

Hometown: Olney, Md.

HS: Sherwood

Alma Mater: Lafayette '96

Years At Washington: 1st season (4th year total)

University of Washington Basketball Coach Lorenzo Romar announced on May 16, 2013 that Raphael Chillious will re-join his coaching staff. Chillious spent the previous season at Villanova after serving as an assistant to Romar at UW from 2010-12.

Chillious was a vital member of Jay Wright's staff at Villanova in 2013, when he helped the Wildcats to a 20-14 record, 10-8 in BIG EAST action. He coached third team All-BIG EAST selection JayVaughn Pinkson and All-Rookie team member Ryan Arcidiacono and Villanova notched three wins over top-five ranked opponents, including a 73-64 victory over eventual national champion Louisville. The Wildcats earned a No. 9 seed in the NCAA tournament and lost in the first round to North Carolina.

Prior to Villanova, Chillious was an integral part of Romar's staff that helped the Huskies to back-to-back Pac-10 tournament championships in 2010 and '11, plus the regular season title in first year of the newly formed Pac-12 in 2012.

He helped coach the team to a 26-10 record and NCAA Sweet 16 appearance his first year, followed by a 24-11 season and second consecutive Pac-10 Tournament Championship in 2011. In 2012, Washington was 24-11, 14-4 in Pac-12 action to finish first in the Conference.

Chillious played a key role in coaching guards at Washington - including Isaiah Thomas, who was a two-time All-Pac-10 performer. He also established his foothold in the world of recruiting by helping Romar form highly acclaimed 2010 and 2011 classes.

Chillious originally joined the Huskies coaching staff on April 20, 2009.

Prior to Washington, Chillious served as Nike's business manager for Elite Youth Basketball in Beaverton, Ore., since Feb., 2008. He previously served as the head coach and co-athletic director at South Kent (Conn.) School from 2003-08. He also held the position as head basketball coach at Nottingham Academy in Colora, Md. From 2001-03.

Chillious began his career in 1997 as an assistant coach at the University of Victoria in Victoria, B.C. He is a 1996 graduate of Lafayette College in Easton, Pa., where he earned a bachelor's degree in Psychology and registered a 3.4 grade point average as a senior. He also served as a captain of the Lafayette basketball team.

Before UW, Chillious coached three players who are playing or played in the National Basketball Association - Josh Boone, Dorrell Wright and Andray Blatche. He has coached nearly 40 players who have advanced their careers at NCAA Division I schools, including former Huskies Isaiah Thomas and Matthew Bryan-Amaning.

Chillious and his wife, Charlene, have a young daughter - ZayaJoy.

Brad Jackson

Hometown: Bellingham, Wash.
HS: Hudson's Bay (Vancouver, Wash.)
Alma Mater: Washington State '75
Years At Washington: 2nd season

Brad Jackson, the longtime head coach at Western Washington University and a good friend of Husky Coach Lorenzo Romar, was added to the UW bench on Aug. 17, 2012.

Jackson, 60, coached 27 seasons at Western Washington and amassed a school record 518 wins during his time with the Vikings. The crowning moment of his tenure came in 2012 when he led Western Washington to a 31-5 record and the NCAA II national title with a 72-65 win over Motevallo (Ala.).

He was the 2012 National Association of Basketball Coaches and DII Bulletin National Coach of the Year.

Jackson left WWU ranked 44th in NCAA II in career victories, and would have entered the season No. 13 among active coaches in victories and No. 40 in winning percentage (.650). He holds a career record of 518-279.

Jackson directed WWU to 19 national post-season appearances, winning the NCAA II national title in 2012 and reaching the national semifinals in 2001. The Vikings had 12 20-win seasons during Jackson's tenure, including a school-record four straight in the late 1980s.

Jackson ranks third among the winningest collegiate basketball coaches in state of Washington history with 518 victories, and is one of just five to reach the 500 mark. Jackson was recruited to WSU by the leader in that category Marv Harshman (637), who stands No. 2 in University of Washington history with 246 wins. Jackson also coached against the No.2 person on the state's list, Central Washington's Dean Nicholson (620).

Jackson was NCAA II West Region, Little All-Northwest and Pacific West Conference Coach of the Year in 2001. He also was NCAA II West Region Coach of the Year in 2010, NAIA District 1 Coach of the Year in 1988, 1989 and 1990, Little All-Northwest Coach of the Year in 1988, NAIA Pacific Northwest Region I Coach of the Year in 1994 and GNAC Coach of the Year in 2005 and 2009.

Jackson was an assistant coach for the West at the 1992 U.S. Olympic Sports Festival and is a past chair of the NCAA Men's Basketball Rules Committee where he was the Division II representative for five years.

Originally from Vancouver, Wash., Jackson graduated from Hudson's Bay High School. Jackson lettered three years each in baseball, basketball and football at Hudson's Bay High School in Vancouver, Wash. He averaged 23.0 points a game as a senior in basketball, earning all-America and all-state honors.

He went on to Washington State where he played both basketball and baseball and graduated in 1975. Jackson led the Pac-8 in assists (5.7 apg) as a senior. On the baseball field, he was an outfielder for the Cougars.

He would go on to earn a master's degree in athletic administration from Seattle Pacific in 1977. He served five years as an assistant coach at SPU and five years as a high school head coach -- four at Olympia and one at Eastside Catholic -- prior to coming to WWU in 1985.

He and wife Debbie (formerly Halle), a four-time NCAA All-America gymnast at

Seattle Pacific and a member of the school's Athletic Hall of Fame, have two grown children, daughter Lynsey and son Kyle; and three grandchildren.

Jackson's father-in-law, Roland Halle, was a member of Washington's national semi-final team in 1953.

T.J. Otzelberger

Hometown: Milwaukee, Wis.
HS: Saint Thomas More
Alma Mater: University of Wisconsin - Whitewater '01
Years At Washington: 1st season

Lorenzo Romar announced that T.J. Otzelberger has joined the Huskies' staff as an assistant coach on May 7, 2013.

Otzelberger (AHT-sole-berger) was an assistant at Iowa State for seven seasons and has been associate head coach for the Cyclones since 2010.

"T.J. has earned a reputation as a tenacious recruiter and his depth of experience will benefit our program immediately," Romar said. "We are excited to welcome him to the Husky family."

Otzelberger has established himself as a rising star in the world of college basketball since joining Head Coach Fred Hoiberg's staff in 2006. He is known for his relentless work ethic in recruiting, scouting and player development which helped elevate Iowa State to the top of the Big 12 standings.

During the 2012 and 2013 seasons, Otzelberger was in charge of all opponent scouting reports and implementation of game plans as the Cyclones recorded two of their greatest campaigns in school history.

The Cyclones made back-to-back NCAA tournament appearances in 2012 and '13. They went 23-12 overall and 11-7 in league play in 2013, marking just the second time in school history they recorded 10-wins in Big 12 play in consecutive years. ISU also extended their home win streak to 22 games and defeated three ranked opponents during the year. They were a No. 10 seed in the NCAA tournament and beat Notre Dame in the second round before falling to Ohio State. ISU led all "power-six" conferences and ranked third nationally in scoring at 79.4 ppg and led the nation with 9.9 3-point makes per game.

Otzelberger helped Iowa State to its first NCAA tournament berth in seven years in 2012 when the Cyclones won 23 games and were 12-6 in Big 12 play. That year, the Cyclones beat defending national champion Connecticut in the second round of the NCAA tournament before losing to eventual national champion Kentucky.

Otzelberger was vital in the recruitment of several all-league players and eventual NBA talents to Ames during his time, including Royce White (2012 All-Big 12 First Team, Big 12 Newcomer of the Year, 16th pick of NBA Draft). Other talented players he helped guide to Iowa State are: Craig Brackins, a two-time All-Big 12 performer and 21st pick in NBA Draft; Diante Garrett, ISU's second-best career assist man and current NBA player; Mike Taylor, an All-Big 12 performer and 2008 NBA Draft pick; Melvin Ejim, an All-Big 12 Third-Team pick in 2013 who led the Big 12 in both rebounding (9.3) and double-doubles (15); Scott Christopherson, Iowa State's all-time leading three-point shooter and an All-Big 12 Third-Team pick in 2012; and Will Clyburn, the 2013 Big 12 Newcomer of the Year. In all, 13 All-Big 12 performers have played at Iowa State during Otzelberger's time with ISU.

Additionally, ISU has thrived in the classroom during Otzelberger's tenure. Three of the best cumulative GPAs in the program's history have been achieved, highlighted by the 2012 year when four players earned academic All-Big 12 honors.

In the community, Otzelberger is highly involved with the Boys and Girls Club of Ames. He assisted in bringing the NABC's "Stay in to Win" program to Central Iowa, a seminar focusing on developing student-athlete success and dropout prevention.

Otzelberger was an assistant at Chipola Junior College in Marianna, Florida, for the 2004-05 season, a year in which the Indians finished 33-4, won the Panhandle Conference and placed fourth at the 2005 NJCAA national tournament in Hutchinson, Kansas.

Otzelberger spent three seasons at Catholic Central High School in Burlington, Wisconsin, serving as an assistant varsity and junior varsity coach his first two years before taking over as head coach and athletic director in his final year at the high school level (2003-04). He also served as a physical education instructor at the high school.

A native of Milwaukee, Wisconsin, Otzelberger was born on September 17, 1977. He graduated high school from Saint Thomas More before going on to the University of Wisconsin-Whitewater, where he was a two-time captain. He earned his degree in business administration in 2001. He earned his Masters of Science degree in Curriculum and Instruction from UW-Whitewater in 2004.



**2012-13
IN REVIEW**

2012-13 FINAL STATS

2012-13 Washington Men's Basketball Washington Combined Team Statistics (as of Mar 19, 2013) All games

RECORD:	OVERALL	HOME	AWAY	NEUTRAL
ALL GAMES	18-16	11-7	5-7	2-2
CONFERENCE	9-9	5-4	4-5	0-0
NON-CONFERENCE	9-7	6-3	1-2	2-2

#	Player	gp-gs	min	avg	Total		3-Point		F-Throw		Rebounds										pts	avg
					fg-fga	fg%	3fg-fga	3fg%	ft-fa	ft%	off	def	tot	avg	pf	dq	a	to	blk	stl		
23	Wilcox, C.J.	34-34	1184	34.8	201-480	.419	75-205	.366	93-114	.816	40	106	146	4.3	71	1	65	63	35	37	570	16.8
15	Suggs, Scott	31-31	954	30.8	134-316	.424	55-142	.387	54-62	.871	11	60	71	2.3	60	0	41	60	9	19	377	12.2
00	Gaddy, Abdul	34-34	1069	31.4	143-330	.433	25-81	.309	60-91	.659	39	69	108	3.2	102	3	157	103	9	34	371	10.9
05	N'Diaye, Aziz	34-34	976	28.7	125-223	.561	0-1	.000	53-124	.427	112	196	308	9.1	75	1	11	59	41	16	303	8.9
12	Andrews, Andrew	31-2	766	24.7	74-204	.363	20-74	.270	74-101	.733	24	68	92	3.0	81	1	72	56	6	21	242	7.8
40	Kemp, Jr., Shawn	27-14	507	18.8	72-135	.533	0-0	.000	27-42	.643	40	41	81	3.0	49	1	5	28	16	2	171	6.3
30	Simmons, Desmond	34-14	812	23.9	54-139	.388	6-17	.353	52-75	.693	76	144	220	6.5	79	1	34	36	13	28	166	4.9
33	Jarreau, Jernard	31-7	393	12.7	35-87	.402	0-0	.000	28-37	.757	33	48	81	2.6	54	0	10	26	11	13	98	3.2
14	Overstreet, Dion	3-0	4	1.3	0-0	.000	0-0	.000	2-2	1.000	0	0	0	0.0	0	0	0	1	0	0	2	0.7
04	Stewart, Hikeem	16-0	129	8.1	3-13	.231	0-5	.000	2-3	.667	1	4	5	0.3	8	0	9	7	1	6	8	0.5
10	Breunig, Martin	9-0	50	5.6	0-3	.000	0-2	.000	1-2	.500	2	5	7	0.8	3	0	1	2	0	1	1	0.1
22	Sterling, Quinn	3-0	6	2.0	0-1	.000	0-1	.000	0-0	.000	0	0	0	0.0	1	0	0	2	0	1	0	0.0
	Team										61	57	118		1		6					
	Total.....	34	6850		841-1931	.436	181-528	.343	446-653	.683	439	798	1237	36.4	584	8	405	449	141	178	2309	67.9
	Opponents.....	34	6849		834-1927	.433	190-556	.342	427-623	.685	363	738	1101	32.4	582	8	424	417	101	210	2285	67.2

TEAM STATISTICS	WASH	OPP		Date	Opponent		Score	Att.		
SCORING	2309	2285		^	11/11/12	LOYOLA	W	85-63	7381	
Points per game	67.9	67.2		^	11/13/12	ALBANY	L	62-63	7041	
Scoring margin	+0.7	-		%	11/17/12	vs Seton Hall	Wot	84-73	6003	
FIELD GOALS-ATT	841-1931	834-1927		%	11/18/12	vs Ohio State	L	66-77	3863	
Field goal pct	.436	.433			11/24/12	COLORADO STATE	L	55-73	7409	
3 POINT FG-ATT	181-528	190-556			11/28/12	SAINT LOUIS	W	66-61	6928	
3-point FG pct	.343	.342			12/02/12	CAL-STATE FULLERTON	W	74-72	7200	
3-pt FG made per game	5.3	5.6			12/08/12	NEVADA	L	73-76	7724	
FREE THROWS-ATT	446-653	427-623			12/13/12	at Seattle University	W	87-74	6137	
Free throw pct	.683	.685			12/15/12	JACKSON STATE	W	75-67	7836	
F-Throws made per game	13.1	12.6			12/20/12	CAL POLY	W	75-62	7874	
REBOUNDS	1237	1101			12/22/12	NORTHERN ILLINOIS	W	67-57	7805	
Rebounds per game	36.4	32.4			12/29/12	at UCONN	L	53-61	12720	
Rebounding margin	+4.0	-		*	01/05/13	at Washington State	W	68-63	7711	
ASSISTS	405	424		*	01/09/13	at California	W	62-47	6856	
Assists per game	11.9	12.5		*	01/12/13	at Stanford	W	65-60	4451	
TURNOVERS	449	417		*	01/16/13	COLORADO	W	64-54	8184	
Turnovers per game	13.2	12.3		*	01/19/13	UTAH	L	65-74	8598	
Turnover margin	-0.9	-		*	01/23/13	at Oregon State	L	66-74	4213	
Assist/turnover ratio	0.9	1.0		*	01/26/13	at Oregon	L	76-81	12364	
STEALS	178	210		*	01/31/13	ARIZONA	L	53-57	8535	
Steals per game	5.2	6.2		*	02/02/13	ARIZONA STATE	W	96-92	8417	
BLOCKS	141	101		*	02/07/13	at UCLA	L	57-59	8075	
Blocks per game	4.1	3.0		*	02/10/13	at USC	L	60-71	4214	
ATTENDANCE	142860	127799		*	02/13/13	OREGON	L	52-65	8466	
Home games-Avg/Game	18-7937	12-8233		*	02/16/13	OREGON STATE	W	72-62	8454	
Neutral site-Avg/Game	-	4-7250		*	02/20/13	at Arizona	L	52-70	14545	
				*	02/23/13	at Arizona State	W	68-59	10004	
				*	03/03/13	WASHINGTON STATE	W	72-68	8508	
Washington	1105	1178	26	2309	*	03/06/13	USC	W	65-57	7753
Opponents	1072	1195	18	2285	*	03/09/13	UCLA	L	54-61	8747
						03/13/13	vs Washington State	W	64-62	8566
						03/14/13	vs Oregon	Lot	77-80	10566
						03/19/13	at BYU	L	79-90	7511

Score by Periods	1st	2nd	OT	Totals
Washington	1105	1178	26	2309
Opponents	1072	1195	18	2285

^ = Hall of Fame Tip-Off Tournament (Alaska Airlines Arena)

% = Hall of Fame Tip-Off Tournament (Mohegan Sun)

* = Conference game

2012-13 HUSKY NOTES

SEASON IN REVIEW

The Huskies had one of the most up-and-down seasons in recent memory -- if not in team history. Washington had to endure preseason injuries to core players out of the gate -- and a rugged schedule -- went through a stretch of winning 8 of 9, followed by losing 7 of 8 and wrapped up the regular season by winning three of its last four. The Huskies ended up with their sixth-consecutive post-season bid and in the NIT for the second consecutive season.

LOOKING AT NEXT YEAR

Washington will lose 45.5% of its scoring with the graduation of Abdul Gaddy, Aziz N'Diaye and Scott Suggs, plus the transfer of Martin Breunig. The one key piece for the UW may be whether or not junior C.J. Wilcox decides to return for his senior season. The second-team All-Pac-12 selection will graduate this spring and has turned in the necessary paperwork to be evaluated by the NBA after leading the Huskies with 16.8 points per game. The Huskies also return four others that played in 25 games or more and averaged at least 12 minutes per game: Andrew Andrews, Shawn Kemp Jr., Desmond Simmons and Jernard Jarreau.

A NUMBERS GAME

The Huskies put up some atypical numbers during the season. Here is a look at them:

- **67.9 POINTS PER GAME:** The Huskies averaged the fewest points per game during Lorenzo Romar's 11 years as coach. Their previous low was 72.4 in Romar's first season in 2003. It was the team's lowest scoring average since 2001 when they scored 67.6 per game.
- **67.2 PPG ALLOWED:** The previous low average during the Romar era was 69.5 in 2009 and that number represented the lowest average since the 1990 squad allowed only 65.1 ppg.
- **5.2 STEALS PER GAME:** UW averaged its lowest amount of steals since the NCAA started officially keeping the stat in 1977. The previous low was 5.4 in 1990.
- **11.9 ASSISTS PER GAME:** Again, the Huskies averaged their fewest amount of assists per game since the NCAA started keeping the stat in 1976. The previous low was 12.3 in 1990.
- **141 BLOCKS:** The Huskies notched their third-highest total in school history, trailing only the 2011 and 2010 season.
- **18 WINS:** UW had won 24 or more games in four-straight seasons, the longest streak of 20-win seasons in school history.

WILCOX NAMED 2ND TEAM ALL-PAC-12 & 2ND TEAM NABC ALL-DISTRICT 20

C.J. Wilcox, who was honorable mention in 2012 as a sophomore and was a member of the 2011 All-Freshman team, was named 2nd Team All-Pac-12 and 2nd Team All-District. He led UW in scoring, minutes played and 3-point makes. The junior was also second in blocks and third in assists. His 16.8 points per game ranked sixth in the Pac-12 and his 2.2 3-point makes per game was second. The Pleasant Grove, Utah native also ranked 7th in the conference averaging 34.8 minutes per game, 14th with 1.1 blocks and 6th in free throw percentage (.816). Wilcox also made

his mark in UW single season history. He scored 20 or more points 14 times - tying for seventh most and his 570 points were 11th most. Wilcox is the 16th Husky to earn first- or second-team all-conference honors during Lorenzo Romar's 11 years as Washington head coach.

DAWG BITES - TEAM

- Since the Pac-10 formed in 1979, Washington has finished 9-9 in Conference action three times. UW finished the 1996 and 1980 seasons .500 in league action and also went to the NIT tournament both those years.
- This year a Conference record four teams finished 9-9 in Pac-12 play. Since 1979, Conference teams have previously finished .500 21 times. Only three of those teams went on to the NCAA tournament and 11 would go on to the NIT. This year, 3 of the .500 teams (UW, ASU, Stanford) went to the NIT. USC was left home.
- Historically, the Huskies have finished strong in the last four regular-season conference games during the Romar era. Over the last five seasons they have a combined record of 16-4 down the home stretch, twice going 4-0 and 3-1 and going 2-2 once. In fact in 11 years under Romar, UW has only finished under .500 once in the final four game (2008) and is 32-12 (.727) overall.
- Washington had not been swept in a two-game regular season series by a Pac-12 team since USC in 2010 and had not been swept by two schools in the same season since 2007 when Arizona and Washington State pulled it off. This year, Arizona, Oregon and UCLA swept the Huskies. The last time UW was swept by three Pac-12 teams was 2003 when ASU, Ariz, Cal, UCLA and OSU all swept the Huskies.
- UW's 7 home losses were more than the combined last 3 seasons when they went 49-6 at Alaska Airlines Arena. The seven home losses under Romar equaled 2008 (12-7) & 2003 (8-7).
- The Huskies scored under 60 points 7 times. The last time they had done that as many times was in 2000.
- UW entered this year having won 20-plus games in a school record 4-straight years -- which is the longest active streak in the conference. The Huskies have 20+ wins in six of Lorenzo Romar's 11 seasons.
- UW went 5-7 in true road games, 2-2 in neutral site games. The Huskies averaged 67.8 ppg away from Alaska Airlines Arena; their opponents 68.8. It marked the seventh time in 11 seasons under Romar that the Huskies have won five road games.
- UW was 13-2 when shooting above 70% from the free throw line, but 5-14 when under 70%. Also, UW was 14-3 when shooting more free throws than its opponent.
- Getting off to a good start was imperative for the Huskies. They were 13-4 when leading at halftime, 2-1 when tied and 3-11 when trailing.
- UW led the Pac-12 with 12.9 offensive rebounds per game but conversely, the Huskies were 11th with 23.5 defensive rebounds per game. Perhaps the correlating stat is that UW ranked last in the conference in field goal PCT defense at .433, giving them fewer opportunities to grab defensive rebounds.

- The Huskies gave up 67.5 ppg which ranked 8th overall among league teams but would be UW's best mark since the 2000 team allowed 65.1 ppg. The previous low watermark in Romar's tenure was 69.5 in 2009.

DAWG BITES - INDIVIDUALS

- **Abdul Gaddy** had 11 assists vs. Washington State, the second highest game total he had in his career. He finished with 469 for his career and second all-time in UW history. In addition, Gaddy is the first Husky with 150 assists in two seasons.
- **Scott Suggs** finished with a flourish before the NIT game. He averaged 18.0 ppg, shot .606 (40x66) from the field and .513 (20x39) from 3-point range over the six games prior to at BYU.
- **Lorenzo Romar** is 14-7 (.667) all-time as a coach in the Pac-12 Tournament. His win total trails only Lute Olson (16). The Huskies are 17-12 all-time in the tourney and trail only Arizona's 19 wins.
- **C.J. Wilcox** was named second-team All-Pac-12 and second team All-District. He was honorable mention in 2011 and was on the All-Freshman team in 2010.
- **Wilcox** is the third Husky to make 200 3-pointers and is 3rd on the all-time list with 211. **Scott Suggs** finished 6th all-time on UW's top-10 with 144. Wilcox connected with 75 3-point buckets tying for 4th most in UW single-season history.
- **Aziz N'Diaye** had 308 rebounds, making him the 4th different player in the last 40 years with 300 in a season. **Jon Brockman** (2007-09), **Todd MacCulloch** (1999) and **Chris Welp** (1987) are the others.
- **Wilcox** scored 20+ points 14 times to equal the 7th most in UW single-season history. He did it 11 times at home (18.3 ppg home) and 3 times in 16 games away from Alaska Airlines Arena (15.6 ppg). He is the 37th Husky to reach 1,000 points and is currently 23rd all-time with 1,293. His 570 points were tied for 11th most in team history.
- **Andrew Andrews** is definitely a weekend warrior. The freshman has scored in double figures eight times, six coming on the weekend.
- **Suggs** would have led the Pac-12 in free throw percentage (.871), if he had enough attempts to qualify. His percent was the 4th best in UW history.
- Among active Pac-12 players, **Abdul Gaddy** led in assists with 469 (2nd, Joe Burton, OSU) while **C.J. Wilcox** (211) led in career 3-point field goals ahead of Cal's Allen Crabbe (209).
- Huskies have won four of the last eight NBA Slam Dunk championships. **Terrence Ross** won the 2013 title while **Nate Robinson** was champion in 2010, 2009 and 2006.

2012-13 PAC-12 STANDINGS (FINAL)

Team	Conference			Overall		
UCLA (NCAA)	13	5	.722	25	10	.714
Arizona (NCAA)	12	6	.667	27	8	.771
Oregon (NCAA)	12	6	.667	28	9	.757
California (NCAA)	12	6	.667	21	12	.636
Colorado (NCAA)	10	8	.556	21	12	.636
Arizona State (NIT)	9	9	.500	22	13	.629
Stanford (NIT)	9	9	.500	19	15	.559
Washington (NIT)	9	9	.500	18	16	.529
USC	9	9	.500	14	18	.438
Utah	5	13	.278	15	18	.455
Oregon State	4	14	.222	14	18	.438
Washington State	4	14	.222	13	19	.406

UW Series Records vs. the Pac-12

Opponent	Under Romar	Overall	Streak
vs. Arizona	13-12	28-46	Lost 2
vs. Arizona State	20-5	40-36	Won 7
vs. California	11-11	78-78	Won 1
vs. Colorado	1-1	8-7	Won 1
vs. Oregon	15-11	187-108	Lost 3
vs. Oregon State	17-7	155-138	Won 1
vs. Stanford	15-9	68-70	Won 3
vs. UCLA	11-12	40-94	Lost 3
vs. USC	14-8	69-69	Won 1
vs. Utah	3-1	7-6	Lost 1
vs. Washington State	15-10	177-100	Won 6

UW RECORD WHEN...

at home	11-7
on the road	5-7
neutral court	2-2
in overtime games	1-0
in November	3-3
in December	5-2
in January	4-4
in February	3-4
in March	3-3
in white jerseys	12-5
in gold jerseys	0-2
in purple jerseys	5-3
in black jerseys	1-6
leading at halftime	13-4
tied at halftime	2-1
trailing at halftime	3-11

HOW MANY TIMES A HUSKY HAS...

Scored 20+ Points (high)	2012-13	Career
C.J. Wilcox (29)	14	22
Scott Suggs (24)	2	2
Andrew Andrews (20)	1	1
Scored 10+ Points (high)	2012-13	Career
C.J. Wilcox (28)	29	65
Scott Suggs (24)	22	38
Abdul Gaddy (17)	19	41
Aziz N'Diaye (15)	19	33
Andrew Andrews (20)	9	9
Shawn Kemp (18)	7	7
Desmond Simmons (14)	4	6
Jenard Jarreau (12)	1	1
Grabbed 10+ Rebounds (high)	2012-13	Career
Aziz N'Diaye (18)	17	30
Desmond Simmons (18)	8	10
Shawn Kemp Jr. (11)	1	1
Recorded A Double-Double	2012-13	Career
Aziz N'Diaye	11	17
Desmond Simmons	3	3
Shawn Kemp Jr.	1	1
Abdul Gaddy	0	1
Had 5+ Assists (high)	2012-13	Career
Abdul Gaddy (12)	17	41
Andrew Andrews (6)	4	4
C.J. Wilcox (7)	2	2
Scott Suggs (5)	0	1
Had 3+ Steals (high)	2012-13	Career
Abdul Gaddy (5)	3	8
C.J. Wilcox (6)	3	4
Desmond Simmons (3)	1	3
Andrew Andrews (4)	1	1
Blocked 3+ Shots (high)	2012-13	Career
Aziz N'Diaye (5)	4	14
C.J. Wilcox (4)	2	3
Shawn Kemp (3)	0	1

MISCELLANEOUS GAME STATS

WASHINGTON TEAM:
High halftime points:
52, vs. Arizona State, 2/3
Low halftime points:
23, vs. Arizona, 1/31
Biggest halftime lead:
22 at Seattle, 12/13
High second half points:
52 vs. Loyola, 11/11
Low second half points:
23 vs. UCLA, 3/9
WASHINGTON INDIVIDUAL
High halftime points:
15, Andrew Andrews, vs. Arizona State, 2/3
High second half points:
16, Wilcox, at Stanford, 1/12 & Suggs, at USC, 2/10
High half rebounds:
11, 2nd half, Desmond Simmons, at Stanford, 1/12
High half assists:
6, 4x, 2nd half, last Abdul Gaddy at BYU, 3/19
OPPONENT TEAM:
High halftime points:
44, vs. Arizona State, 2/3
Low halftime points:
20, 2x, last vs. Colorado, 1/16
Biggest halftime lead:
14, Cal-State Fullerton, 12/8
High second half points:
57, BYU, 3/19
Low second half points:
24, Stanford, 1/12
OPPONENT INDIVIDUAL
High halftime points:
21, DeShaun Thomas, Ohio St., 11/18
High second half points:
22, Jahii Carson, vs. Arizona State, 2/3
High half rebounds:
8, 1st half, Colton Iverson, Colorado St., 11/24
High half assists:
9, 2nd half, Matt Carlino, BYU, 3/19

shooting better than opponent	11-7
shooting worse than opponent	7-9
shooting equal	0-0
shooting 50% or better	10-1
shooting less than 50%	8-15
opponent shoots 50% or better	3-2
opponent shoots less than 50%	15-14
shooting more free throws than opponent	14-3
opponent shoots more free throws	3-13
shoot equal free throws	1-0
UW hits 70% of free throws	13-2
UW hits less than 70% of FTs	5-14

attempting more 3-pointers	5-8
attempting less 3-pointers	12-6
3-point attempts are equal	1-2

scoring less than 60 points	0-7
scoring 60-69 points	9-5
scoring 70-79 points	5-4
scoring 80+ points	4-0
opponent scores less than 60 points	5-2
opponents scores 60-69 points	9-4
opponent scores 70-79 points	3-7
opponent scores 80+ points	1-3

in games decided by 0-5 points	7-6
in games decided by 6-10 points	6-4
in games decided by 11-19 points	4-6
in games decided by 20+	1-0

outbounding opponent	15-8
outbounded by opponent	3-8
rebounding is equal	0-0

commit fewer turnovers than opponent	6-6
commit more turnovers than opponent	9-9
commit equal amounts of turnovers	3-1

bench outscores their opponent	10-6
opponents bench outscores UW's	7-9
bench scoring is equal	1-1

UW RECORD BY STARTING LINEUP...

Gaddy, Jarreau, N'Diaye, Suggs, Wilcox	2-2
Gaddy, Jarreau, N'Diaye, Simmons, Wilcox	0-1
Andrews, Gaddy, Jarreau, N'Diaye, Wilcox	2-0
Gaddy, N'Diaye, Simmons, Suggs, Wilcox	8-5
Gaddy, Kemp, N'Diaye, Suggs, Wilcox	6-8



**WASHINGTON HUSKY
RECORDS**

INDIVIDUAL SCHOOL RECORDS

Points Scored

Game	49, Bob Houbregs vs. Idaho, 1/10/53
Season	846, Bob Houbregs, 1953 (33 games)
Career	2,073, Chris Welp, 1984-87 (129 games)

Field Goals Made

Game	20 (of 35), Bob Houbregs vs. Seattle U., 3/13/53
Season	325 (of 604), Bob Houbregs, 1953
Career	820 (of 1,460), Chris Welp, 1984-87

Field Goals Attempted

Game	35 (made 20), Bob Houbregs vs. Seattle U., 3/13/53
Season	604 (made 325), Bob Houbregs, 1953
Career	1,460 (made 820), Chris Welp, 1984-87

Best Field Goal Percentage

Game (min. 10 att.)	1.000 (10-10), Todd MacCulloch vs. ASU, 2/29/96
Season (min. 150 att.)	.676 (163-241), Todd MacCulloch, 1997
Career (min. 300 att.)	.664 (702-1058), Todd MacCulloch, 1996-99

3-Point Field Goals Made (since 1987)

Game	9 (of 15), Ryan Appleby, 2008 at Oregon State, 2/16/08
Season	84 (of 194), Ryan Appleby, 2007
Career	231 (of 559), Ryan Appleby, 2006-08

3-Point Field Goals Attempted (since 1987)

Game	15 (made 5), Ryan Appleby vs. California, 2/2/08
	15 (made 9), Ryan Appleby vs. Oregon State, 2/16/08
	15 (made 4), Ryan Appleby vs. Arizona State, 2/23/08
Season	205 (made 75), C.J. Wilcox, 2013
Career	573 (made 212), Deon Luton, 1997-2000

3-Point Field Goal Percentage (since 1987)

Game (min. 5 att.)	1.000 (7-7), Senque Carey at Old Dominion, 12/4/99
	1.000 (5-5), Justin Dentmon vs. Florida, 11/25/08
Season (min. 50 att.)	.527 (39-74), Grant Leep, 2002
Career (min. 100 att.)	.429 (60-140), Grant Leep, 1999-2002

Free Throw Made

Game	18 (of 20), Louie Nelson vs. Oregon State, 3/3/73
Season	196 (of 264), Bob Houbregs, 1953
Career	457 (of 721), Dean Parsons, 1952-55

Consecutive Free Throw Made

33, Eldridge Recasner, 1989 (Jan. 3-28)

Best Free Throw Percentage

Game (min. 10 att.)	1.000 (14-14), Bill Hanson vs. Idaho, 3/10/61
	1.000 (13-13), done 4x, last Donald Watts vs. Arizona, 1/10/98
	1.000 (12-12), done once, Chris Welp vs. UCLA, 12/21/86
	1.000 (11-11), done 4x, last Quincy Pondexter vs. California, 1/16/10
	1.000 (10-10), done 3x, last Jason Hamilton vs. Colorado, 1/2/96
Season (min. 50 att.)	.897 (52-58), Don Vaughn, 1978
Career (min. 100 att.)	.867 (202-233), Curtis Allen, 2001-04

Most Free Throws Attempted

Game	23 (made 16), Dean Parsons vs. BYU, 1955
	23 (made 11), Bruno Boin vs. Oregon State, 1957
Season	281 (made 173), Dean Parsons, 1954
Career	721 (made 457), Dean Parsons, 1952-55

Most Rebounds

Game	30, Ed Corell vs. Oregon, 2/24/62
Season	386, Steve Hawes, 1971
Career	1,283, Jon Brockman, 2005-09

Rebounding Average

Season	14.8 (386 in 26 games), Steve Hawes, 1971
Career	13.5 (1,051 in 78 games), Doug Smart, 1957-59

Most Assists (not kept prior to 1976)

Game	15, Chester Dorsey vs. UCLA, 1975
	*16, Rafael Stone vs. California, 2/20/70
Season	219, Will Conroy, 2005
Career	515, Will Conroy, 2002-05

** before official assist statistics were kept*

Most Steals (not kept prior to 1976)

Game	9, Jason Hamilton vs. E. Washington, 11/28/95
Season	67, Bryant Boston, 1995
Career	195, Jamie Booker, 1994-97

Most Blocked Shots (not kept prior to 1976)

Game	7, David Dixon vs. Santa Clara, 11/24/01
	7, David Dixon at Washington State, 1/31/02
	7, Matthew Bryan-Amaning at Arizona, 2/19/11
Season	67, Chris Welp, 1986
	67, David Dixon, 2002
Career	186, Chris Welp, 1984-87

Most Turnovers (not kept prior to 1974)

Game	11, Ray Price vs. Oregon, 1974
	11, Greg Hill vs. Oregon State, 2/14/86
Season	132, Tony Wroten, 2012
Career	319, Jamie Booker, 1994-97

Most Personal Fouls

Season	123, Chris Welp, 1987
Career	463, Chris Welp, 1984-87

Most Disqualifications (not kept prior to 1968)

Season	13, Mike Hayward, 1988
Career	32, Mike Hayward, 1988-91



Jason Hamilton connected on all 10 of his free throw attempts against Colorado in 1996.

Points Scored

Half	74, vs. Chico State, 12/1/93 (130–67)
Game	130, vs. Chico State, 12/1/93 (130–67)
Season	3,026 in 2005 (35 games)

Fewest Points Scored (since 1951)

Half	7, vs. Washington State, 1/24/70 (37–36)
Game	37, vs. Washington State, 1/24/70 (37–36)
Game (pre-1951)	2, vs. Seattle Athletic Club, 1896 (2-3)
Season	1,500 in 1958 (26 games)

Field Goals Made

Game	48 (of 87), vs. UCLA, 2/22/75 (103–81)
	48 (of 72), vs. Chico State, 12/1/92 (130-67)
Season	1,102 (of 2,271) in 2005 (35 games)

Field Goals Attempted

Game	102 (made 41), vs. Michigan St., 12/30/64 (92–93)
Season	2,271 (made 1,102) in 2005 (35 games)

Best Field Goal Percentage

Game	.733 (22-30), vs. USC, 1/10/85 (66-50)
Game (min. 60 att.)	.676 (48–71), vs. Chico State, 12/1/92 (130–67)
Season	.517 (826–1597) in 1985 (32 games)

3-Point Field Goals Made (since 1987)

Game	17 (of 33), vs. Nicholls State, 11/13/06
	17 (of 26), vs. Virginia, 11/22/10
	17 (of 31), vs. California, 2/10/11
Season	305 (of 821) in 2011 (35 games)

3-Point Field Goals Attempted (since 1987)

Game	34 (made 13), at Arizona, 1/27/05
Season	821 (made 305) in 2011 (35 games)

3-Point Field Goal Percentage (since 1987)

Game	.769 (10–13) vs. Washington State, 1/21/96
Season	.401 (142–354) in 1989 (28 games)

Free Throw Made

Game	46 (of 61), vs. Seattle University, 1/26/10 (123-76)
Season	652 (of 905) in 2010 (36 games)

Most Free Throws Attempted

Game	61 (made 46), vs. Seattle University, 1/26/10 (123-76)
Season	929 (made 650) in 2009 (35 games)

Best Free Throw Percentage

Game	1.000 (16-16), at Texas A&M, 12/11/10 (62-63)
	1.000 (13–13), vs Seattle Pacific, 12/23/76 (63–43)
	1.000 (13–13), vs. USC, 2/12/76 (93–75)
Game (min. 20 att.)	.955 (21-22), vs. Arizona State, 2/2/13 (96-92)
Game (min. 25 att.)	.920 (23–25), vs Kansas State, 12/17/71 (75–66)
	.920 (23–25), vs. Washington State, 2/15/97 (91–70)
Game (min. 30 att)	.886 (31–35), vs. Oregon State, 3/3/73 (83–72)
Season	.749 (522–697) in 2006 (33 games)

Highest Scoring Average

Season	86.5 (3,026 in 35 games) in 2005
--------	----------------------------------

Most Consecutive Unanswered Points Scored

Game	23, vs. Montana, 12/28/08 (75–53)
------	-----------------------------------

Most Rebounds

Game	85, vs. Idaho, 12/2/69 (105–58)
Season	1,437 in 2009 (35 games)



The 1953 squad was 28-3 with an all-time UW-best 90-percent winning percentage.

Fewest Rebounds

Game	17, vs. Washington State, 1/24/70 (37–36)
Season	883 in 1988 (29 games)

Most Assists (not kept prior to 1976)

Game	36, vs. UCLA, 2/22/75 (103–81)
Season	660 in 2005 (35 games)

Most Steals (not kept prior to 1976)

Game	23, vs. Morgan State, 11/13/05 (118–51)
Season	288 in 2005 (35 games)

Most Blocked Shots (not kept prior to 1976)

Game	14, vs. Santa Clara, 11/24/01 (69–49)
Season	179 in 2011 (35 games)

Most Turnovers (not kept prior to 1975)

Game	34, vs. USC, 3/8/97 (94–84)
Season	588 in 1987 (35 games)

Fewest Turnovers (not kept prior to 1975)

Game	3, vs. Arizona State, 12/29/05 (91-67)
Season	422 in 1977 & 1993 (27 games)
	426 in 2011 (35 games)

Most Personal Fouls

Game	36, at Oregon, 2/10/04 (95–88, ot)
Season	766 in 2010 (36 games)

Fewest Personal Fouls

Game	6, vs. Texas–El Paso, 12/28/76 (54–49)
Season	427 in 1957 (26 games)

Most Disqualifications (not kept prior to 1968)

Game	5, vs. Connecticut, 3/24/06 (92–98 ot)
Season	34 in 1974 (26 games)

Fewest Disqualifications (not kept prior to 1968)

Season	3 in 1998 (30 games)
--------	----------------------

ALL-TIME LEADERS

Points

Career

No	Player	Years	G	Avg	Pts
1.	Chris Welp	1984-87	129	16.1	2073
2.	Jon Brockman	2006-09	131	13.8	1805
3.	Quincy Pondexter	2007-10	136	13.1	1786
4.	Bob Houbregs	1951-53	91	19.5	1774
5.	Todd MacCulloch	1996-99	115	15.2	1743
6.	Isaiah Thomas	2008-11	105	16.4	1721
7.	Eldridge Recasner	1987-90	117	14.5	1700
8.	James Edwards	1974-77	105	14.7	1548
9.	Steve Hawes	1970-72	73	20.8	1516
10.	Louie Nelson	1971-73	83	18.1	1504
11.	Deon Luton	1997-00	117	12.7	1488
12.	Doug Smart	1957-59	78	18.9	1478
13.	Brandon Roy	2002-06	103	14.3	1477
14.	Detlef Schrempf	1982-85	122	11.9	1449
15.	Bill Hanson	1960-62	80	17.8	1425
	Justin Dentmon	2006-09	133	10.7	1425
17.	Bruno Boin	1956-57, 59	79	17.1	1330
18.	Paul Fortier	1983-86	120	11.1	1326
19.	Clarence Ramsey	1974-76	80	16.5	1323
20.	Mark Sanford	1995-97	82	16.1	1318
21.	George Irvine	1968-70	78	16.8	1314
22.	Andra Griffin	1978-81	107	12.1	1294
23.	C.J. Wilcox	2011-current	99	13.1	1293
24.	Nate Robinson	2002-05	89	14.4	1283
25.	Bobby Jones	2002-06	125	9.8	1226
26.	M. Bryan-Amaning	2007-11	136	8.7	1182
27.	Stan Walker	1977-80	109	10.8	1175
28.	Donald Watts	1996-99	110	10.5	1158
29.	Will Conroy	2001-05	121	9.2	1113
30.	Dean Parsons	1952-55	105	10.5	1101
31.	Frank Guisness	1950-52	90	11.9	1070
32.	Jack Nichols	1944, 47-48	90	11.9	1067
33.	Ray Price	1972-74	81	13.1	1064
34.	Mike Hayward	1988-91	113	9.4	1058
35.	Dion Brown	1989-91	84	12.6	1056
36.	Gordy Harris	1965-67	75	14.1	1054
36.	Bryant Boston	1992-96	99	10.2	1010



Chris Welp amassed a school-record 2,073 points

Career Scoring Average

No	Player	Years	G	Pts	Avg
1.	Steve Hawes	1970-72	73	1516	20.8
2.	Bob Houbregs	1951-53	91	1774	19.5
3.	Doug Smart	1957-59	78	1478	18.9
4.	Louie Nelson	1971-73	83	1504	18.1
5.	Bill Hanson	1960-62	80	1425	17.8
6.	Bruno Boin	1956-57, 59	79	1330	17.1
7.	George Irvine	1968-70	78	1314	16.8
8.	Clarence Ramsey	1974-76	80	1323	16.5
9.	Isaiah Thomas	2008-11	105	1721	16.4
10.	Mark Sanford	1995-97	82	1318	16.1
	Chris Welp	1984-87	129	2073	16.1

Season Scoring

No	Player	Year	G	Avg	Pts
1.	Bob Houbregs	1953	33	25.6	846
2.	Chris Welp	1987	35	20.8	729
3.	Quincy Pondexter	2010	36	19.3	695
4.	Louie Nelson	1973	29	23.0	668
5.	Brandon Roy	2006	33	14.3	666
6.	Chris Welp	1986	31	19.4	601
7.	Isaiah Thomas	2010	35	16.9	593
8.	Isaiah Thomas	2011	35	16.8	587
9.	Nate Robinson	2005	35	16.4	574
	Terrence Ross	2012	35	16.4	574
11.	C.J. Wilcox	2013	34	16.8	570
12.	Jon Brockman	2008	32	17.8	568
	Steve Hawes	1971	26	21.8	568
14.	James Edwards	1977	27	20.9	565
15.	Steve Hawes	1972	26	21.7	564
16.	Tony Wroten	2012	35	16.0	559
17.	Phil Zevenbergen	1987	35	15.9	558
18.	Todd MacCulloch	1998	30	18.6	557
19.	Doug Wrenn	2002	28	19.5	546
20.	Todd MacCulloch	1999	29	18.7	542
21.	Bill Hanson	1962	26	20.8	541
	Isaiah Thomas	2009	35	15.5	541
23.	Tre Simmons	2005	33	16.0	529
24.	Doug Smart	1958	26	20.3	527
25.	Andra Griffin	1981	27	19.4	525
26.	Detlef Schrempf	1984	31	16.8	521
27.	Bob Houbregs	1952	28	18.6	520
	George Irvine	1970	26	20.0	520
29.	M. Bryan-Amaning	2011	33	15.5	512
30.	Eldridge Recasner	1989	28	18.1	508
31.	Detlef Schrempf	1985	32	15.8	507
32.	Jon Brockman	2009	34	14.9	506
33.	Jack Nichols	1948	34	14.8	505

Season Scoring Average

No	Player	Years	G	Pts	Avg
1.	Bob Houbregs	1953	33	846	25.6
2.	Louie Nelson	1973	29	668	23.0
3.	Steve Hawes	1971	26	568	21.8
4.	Steve Hawes	1972	26	564	21.7
5.	James Edwards	1977	27	565	20.9
6.	Chris Welp	1987	35	729	20.8
	Bill Hanson	1962	26	541	20.8
8.	Doug Smart	1958	26	527	20.3
9.	Brandon Roy	2006	33	666	20.2
10.	George Irvine	1970	26	520	20.0
	Dave Carr	1968	25	500	20.0

Game

No	Player	Opponent	Date	Points
1.	Bob Houbregs	Idaho	1/10/53	49
2.	Bob Houbregs	Seattle University	3/13/53	45
3.	Bob Houbregs	Louisiana State	3/18/53	42
4.	George Irvine	USC	12/26/69	41
5.	Bill Hanson	California	3/3/62	40

Field Goal Percentage

Career (min. 300 Attempts)

No	Player	Years	FG-FGA	Pct
1.	Todd MacCulloch	1996-99	702-1058	.664
2.	Rich Manning	1992-93	396-693	.571
3.	Chris Welp	1984-87	820-1460	.562
4.	George Irvine	1968-70	499-894	.558
5.	Lars Hansen	1973-76	377-679	.555
6.	Mark Pope	1992-93	216-391	.552
7.	Aziz N'Diaye	2011-13	296-538	.550
8.	Todd Lautenbach	1988-91	190-352	.540
9.	Steve Hawes	1970-72	597-1089	.539
10.	Jon Brockman	2006-09	718-1345	.534

Season (min. 100 Attempts)

No	Player	Year	FG-FGA	Pct
1.	Todd MacCulloch	1997	163-241	.676
2.	Todd MacCulloch	1996	104-154	.675
3.	Todd MacCulloch	1999	210-317	.662
4.	Todd MacCulloch	1998	225-346	.650
5.	Todd Lautenbach	1989	85-136	.625
6.	Mike Amos	1995	59-98	.602
7.	Bob Fronk	1980	125-208	.601
8.	Lars Hansen	1975	106-178	.596
9.	Chris Welp	1987	281-473	.594
10t.	Andra Griffin	1981	210-361	.582
10t.	Lars Hansen	1976	146-251	.582

Game (min. 10 Attempts)

No	Player	Opponent	Date	Pct
1.	T. MacCulloch	Arizona St.	2/29/96	1.000 (10-10)
2.	T. MacCulloch	Oregon	1/15/98	.933 (14-15)
3t.	Lars Hansen	Grambling	12/27/74	.929 (13-14)
3t.	T. MacCulloch	California	1/21/99	.929 (13-14)
3t.	Q. Pondexter	Portland St.	11/15/09	.917 (11-12)
6t.	George Irvine	USC	1968	.909 (10-11)
6t.	Chris Welp	Stanford	2/5/84	.909 (10-11)
6t.	Brent Merritt	Washington St.	2/23/91	.909 (10-11)
6t.	T. MacCulloch	Arizona St.	2/6/99	.909 (10-11)

3-Point Field Goals

Career

No	Player	Years	Att.	3-Pt
1.	Ryan Appleby	2006-08	559	231
2.	C.J. Wilcox	2011-current	543	211
3.	Deon Luton	1997-00	573	212
4.	Isaiah Thomas	2009-11	505	164
5.	Curtis Allen	2001-04	418	151
6.	Scott Suggs	2009-13	359	144
7.	Justin Dentmon	2006-09	381	133
8.	Tre Simmons	2003-05	311	128
9.	Nate Robinson	2002-05	365	127
10.	Eldridge Recasner	1987-90	300	119

Season

No	Player	Year	Att.	3-Pt
1.	Ryan Appleby	2007	194	84
2.	Tre Simmons	2005	192	80
3.	Ryan Appleby	2008	200	77
4.	Deon Luton	1998	203	75
6.	C.J. Wilcox	2013	205	75
6.	C.J. Wilcox	2012	181	73
7.	Terrence Ross	2012	194	72
8.	Ryan Appleby	2006	165	70
9.	Greg Hill	1987	167	68
10.	Isaiah Thomas	2010	199	65

Game

No	Player	Opponent	Date	3-Pt
1.	Ryan Appleby	Oregon State	2/16/08	9 (of 15)
2.	Deon Luten	USC	1/29/98	7 (of 12)
	Senque Carey	Old Dominion	12/4/99	7 (of 7)
	Ryan Appleby	Portland State	12/18/07	7 (of 11)
	Justin Dentmon	Oregon State	2/12/09	7 (of 10)
	Justin Dentmon	Arizona	1/29/09	7 (of 12)
7.	6, Done 18 times, last by Terrence Ross			
	Terrence Ross	Northwestern	3/16/2012	6 (of 14)

3-Point Percentage

Career (min. 100 Attempts)

No	Player	Years	FG-FGA	Pct
1.	Grant Leep	1999-02	60-140	.429
2.	Jason Hamilton	1995-96	66-155	.426
3.	Mike Hayward	1988-91	64-154	.416
4.	Ryan Appleby	2006-08	231-559	.413
5.	Tre Simmons	2004-05	128-311	.412
6.	Greg Hill	1986-87	68-167	.407
7.	Scott Suggs	2009-13	144-359	.401
8.	Eldridge Recasner	1987-90	119-300	.397
9.	Jeff Sanor	1987-89	58-147	.395
10.	C.J. Wilcox	2011-current	211-543	.389

Season (min. 50 Attempts)

No	Player	Year	FG-FGA	Pct
1.	Grant Leep	2002	39-74	.527
2.	Bobby Jones	2005	31-61	.508
3.	Donald Watts	1999	32-64	.500
4.	Jason Hamilton	1996	36-77	.468
5.	Scott Suggs	2011	49-109	.450
6.	Eldridge Recasner	1989	52-116	.448
7.	Ryan Appleby	2007	84-194	.433
8.	Erroll Knight	2002	30-70	.429
9.	Ryan Appleby	2006	70-165	.424
10t.	Curtis Allen	2002	48-115	.417
10t.	Mike Hayward	1989	30-72	.417
10t.	Tre Simmons	2005	80-192	.417

Game (min. 5 Attempts)

No	Player	Opponent	Date	Pct
1.	Senque Carey	Old Dominion	12/4/99	1.000 (7-7)
	Donald Watts	USC	1/29/98	1.000 (5-5)
	Brandon Roy	Arizona State	12/29/05	1.000 (5-5)
	Justin Dentmon	Florida	12/25/08	1.000 (5-5)
5.	Eldridge Recasner	Towson St.	12/27/89	.833 (5-6)
6.	Eldridge Recasner	UCLA	11/30/89	.800 (4-5)
	Scott Didrickson	Idaho State	12/23/93	.800 (4-5)
	Scott Didrickson	Oregon State	2/19/94	.800 (4-5)
	Jamie Booker	Stanford	1/23/97	.800 (4-5)
	Justin Dentmon	Nicholls State	11/13/06	.800 (4-5)
	Phil Nelson	Arizona	1/4/07	.800 (4-5)
	Terrence Ross	Virginia	11/20/10	.800 (4-5)

Free Throw Percentage

Career (min. 100 Attempts)

No	Player	Years	FT-FTA	Pct
1.	Curtis Allen	2001-04	202-233	.867
2.	Steve Matzen	1977-80	99-117	.846
3.	Mark Pope	1992-93	186-222	.838
4.	Tre Simmons	2004-05	121-146	.829
5.	C.J. Wilcox	2011-current	196-238	.824
6.	Scott Suggs	2011-13	92-112	.821
7.	Dave West	1968-70	98-120	.817
8.	Clint Names	1959-61	162-199	.814
9.	Eldridge Recasner	1987-90	379-467	.812
10.	Bob Fronk	1978-81	199-251	.793
	Nate Robinson	2003-05	264-333	.793

Season (min. 50 Attempts)

No	Player	Year	FG-FGA	Pct
1.	Don Vaughn	1978	52-58	.897
2.	Curtis Allen	2002	101-114	.886
3.	Eldridge Recasner	1990	99-112	.884
4.	Scott Suggs	2013	54-62	.871
5.	Tre Simmons	2005	79-91	.868
6.	Mark Pope	1993	112-130	.862
7.	Nate Robinson	2004	87-102	.853
8.	C.J. Wilcox	2012	78-93	.839
9.	Dave West	1968	72-86	.837
10.	Clint Names	1960	90-108	.833
	Brad Watson	1982	45-54	.833

Game (min. 10 Attempts)

No	Player	Opponent	Date	FT-FTA
1.	Bill Hanson	Idaho	1961	14-14
	Bruno Boin	Oregon State	1959	13-13
	Bill Hanson	USC	1961	13-13
	Louie Nelson	Oregon	3/5/73	13-13
	Donald Watts	Arizona	1/10/98	13-13
6.	Curtis Allen	Oregon	1/24/02	12-12
	Chris Welp	UCLA	12/21/86	12-12
8.	Frank Guisness	Oregon	1952	11-11
	Chris Welp	Washington St.	2/22/86	11-11
	Justin Dentmon	USC	1/27/09	11-11
	Quincy Pondexter	Belmont	11/14/09	11-11
	Quincy Pondexter	California	1/16/10	11-11
13.	Dave West	California	2/19/68	10-10
	Mike Hayward	Oregon	1/24/88	10-10
	Jason Hamilton	Colorado	1/2/96	10-10
	Justin Dentmon	UCLA	1/24/09	10-10

Rebounds

Career

No	Player	Years	G	Avg	Reb
1.	Jon Brockman	2006-09	131	9.8	1283
2.	Doug Smart	1957-59	78	13.5	1051
3.	Doug McClary	1951-53	94	10.6	997
4.	Chris Welp	1984-87	129	7.7	995
5.	Todd MacCulloch	1996-99	115	8.5	975
6.	Bob Houbregs	1951-53	91	10.7	971
7.	Steve Hawes	1970-72	73	12.9	945
8.	Dean Parsons	1952-55	105	8.3	876
9.	Bruno Boin	1956-57, 59	79	10.5	832
10.	James Edwards	1974-77	105	7.5	792

Career Average

No	Player	Years	G	Reb	Avg
1.	Doug Smart	1957-59	78	1051	13.5
2.	Steve Hawes	1970-72	73	945	12.9
3.	Bob Houbregs	1951-53	91	971	10.7
4.	Doug McClary	1951-53	94	997	10.6
5.	Bruno Boin	1956-57, 59	79	832	10.5
6.	Ed Corell	1961-63	78	768	9.8
	Jon Brockman	2006-09	131	1283	9.8
8.	Todd MacCulloch	1996-99	115	975	8.5
9.	Dean Parsons	1952-55	105	876	8.3
10.	Mark Pope	1992-93	56	451	8.1
11.	Larry Pounds	1974-75	52	409	7.9

Season

No	Player	Year	G	Avg	Reb
1.	Jon Brockman	2009	34	11.5	391
2.	Steve Hawes	1971	26	14.8	386
2.	Bob Houbregs	1953	33	11.5	381
3.	Doug Smart	1959	26	14.3	373
4.	Jon Brockman	2008	32	11.6	370
5.	Steve Hawes	1972	26	14.0	365
6.	Doug Smart	1958	26	13.4	349
7.	Dean Parsons	1955	25	13.8	346
	Doug McClary	1953	33	10.5	346
9.	Todd MacCulloch	1999	29	11.9	345
10.	Doug McClary	1951	30	11.3	337

Season Average

No	Player	Years	G	Reb	Avg
1.	Steve Hawes	1971	26	386	14.8
2.	Doug Smart	1959	26	373	14.3
3.	Steve Hawes	1972	26	365	14.0
4.	Dean Parsons	1955	25	346	13.8
5.	Doug Smart	1958	26	349	13.4
6.	Doug Smart	1957	26	329	12.7
7.	Dean Parsons	1954	26	310	11.9
	Todd MacCulloch	1999	29	345	11.9
9.	Jon Brockman	2008	32	370	11.6
10.	Bob Houbregs	1953	33	381	11.5
	Jon Brockman	2009	34	391	11.5

Game

No	Player	Opponent	Date	Reb
1.	Ed Corell	Oregon	2/24/62	30
2.	Steve Hawes	at Stanford	1/8/72	28
3.	Dean Parsons	Idaho	1955	26
4.	Steve Hawes	at Washington St.	3/7/70	23
5.	Bob Houbregs	Utah	12/5/53	22
	Jim Coshov	Iowa	12/27/55	22
	Steve Hawes	Stanford	2/26/72	22



In just three seasons, Ryan Appleby set the UW record for most three-point field goals.

ALL-TIME LEADERS

Single-Game Rebounds (since 1977)

No	Player	Date
21	Todd MacCulloch vs. Arizona State	1/8/98
21	Todd MacCulloch vs. UCLA	1/31/99
21	Detlef Schrempf vs. Idaho	12/17/83
20	Todd MacCulloch vs. Arizona State	2/29/96
19	Paul Fortier vs. Arizona	2/12/83
19	Todd MacCulloch vs. New Mexico State	12/19/98
19	Todd MacCulloch vs. California	2/20/99
18	Todd MacCulloch vs. Richmond	3/14/98
18	Shag Williams vs. Arizona State	1/30/86
18	Rich Manning vs. Arizona State	2/11/93
18	Jon Brockman vs. Utah	11/14/07
18	Jon Brockman vs. Kansas	11/24/08
18	Jon Brockman vs. Stanford	1/8/09
18	Jon Brockman vs. California	1/10/09
18	Jon Brockman vs. Oregon	2/14/09
18	Jon Brockman vs. Washington State	3/7/09
18	Jon Brockman vs. Purdue	3/21/09
18	Desmond Simmons vs. CS-Fullerton	12/2/12
18	Aziz N'Diaye at UCLA	2/7/13
17	Detlef Schrempf vs. Washington State	1/13/83
17	Chris Welp vs. UCLA	2/4/84
17	Chris Welp vs. BYU	12/22/84
17	Rich Manning vs. Boise State	12/4/92
17	Todd MacCulloch at Arizona State	2/7/98
17	Todd MacCulloch at California	1/21/99
17	Jon Brockman vs. Washington State	1/5/08
16	James Edwards vs. Nebraska	11/29/76
16	Kenny Lyles vs. Stanford	2/14/81
16	Shag Williams vs. Nevada-Reno	12/5/85
16	Chris Welp vs. Arizona	2/1/86
16	Chris Welp vs. Arizona State	2/19/87
16	Todd MacCulloch at Washington State	1/18/97
16	David Dixon at Stanford	1/19/02
16	Jon Brockman at Arizona	1/29/08

Assists

Career

No	Player	Years	G	Avg	Ast
1.	Will Conroy	2002-05	121	4.3	515
2.	Abdul Gaddy	2010-13	118	4.0	469
3.	Chester Dorsey	1974-77	106	4.4	466
4.	Isaiah Thomas	2009-11	105	4.0	415
5.	Justin Dentmon	2006-09	133	3.0	401
6.	Venoy Overton	2008-11	135	2.9	390
7.	Eldridge Recasner	1987-90	117	3.2	376
8.	Kim Stewart	1975-78	95	3.6	343
9.	Donald Watts	1996-99	110	2.8	310
10.	Brandon Roy	2003-06	103	3.0	308

Career Average

No	Player	Years	G	Ast	Avg
1.	Chester Dorsey	1974-77	106	466	4.4
2.	Will Conroy	2002-05	121	515	4.3
3.	Jason Hamilton	1995-96	52	226	4.3
4.	Abdul Gaddy	2010-13	118	469	4.0
5.	Isaiah Thomas	2009-11	105	415	4.0

Season (all 100+ assist seasons)

No	Player	Year	G	Avg	Ast
1.	Will Conroy	2005	34	6.4	219
2.	Isaiah Thomas	2011	35	6.1	213
3.	Abdul Gaddy	2012	35	5.2	182
4.	Chester Dorsey	1976	28	5.8	163
5.	Nate Robinson	2005	35	4.5	159
6.	Abdul Gaddy	2013	34	4.6	157
7.	Will Conroy	2004	31	4.6	142
8.	Chester Dorsey	1975	25	5.6	140
9.	Senque Carey	2000	30	4.6	137
10.	Steve Burks	1982	29	4.7	136
11.	Brandon Roy	2006	33	4.1	135
12.	Detlef Schrempf	1985	32	4.2	134
13.	Tony Wroten	2012	35	3.7	130
14.	Kim Stewart	1976	28	4.6	129
15.	Curtis Allen	2002	29	4.3	126
16.	Justin Dentmon	2006	33	3.8	124
17.	Jason Hamilton	1995	25	4.9	123
18.	Greg Hill	1987	35	3.5	121
19.	Bob Fronk	1981	27	4.4	120
20.	Greg Hill	1986	31	3.7	115
	Justin Dentmon	2007	32	3.6	115
22.	Kim Stewart	1977	27	4.2	113
23.	Jamie Booker	1996	28	4.0	112
	Venoy Overton	2010	36	3.1	112
25.	Alvin Vaughn	1983	20	5.6	111
	Michael McClain	1994	27	4.1	111
	Isaiah Thomas	2010	35	3.2	111
28.	Will Conroy	2003	27	4.0	108
29.	Eldridge Recasner	1989	28	3.8	107
	Jamie Booker	1997	28	3.8	107
	Donald Watts	1998	30	3.6	107
32.	Eldridge Recasner	1987	35	2.9	103
	Prentiss Perkins	1993	27	3.8	103
	Jason Hamilton	1996	28	3.7	103
	Venoy Overton	2011	31	3.3	103



Will Conroy set the UW record for assists from 2002-05

Season Average

No	Player	Year	G	Ast	Avg
1.	Will Conroy	2005	34	219	6.4
2.	Isaiah Thomas	2011	35	213	6.1
3.	Chester Dorsey	1976	28	163	5.8
4.	Chester Dorsey	1975	25	139	5.6
	Alvin Vaughn	1983	20	111	5.6
6.	Abdul Gaddy	2012	35	182	5.2
7.	Jason Hamilton	1995	25	123	4.9
8.	Steve Burks	1982	29	136	4.7
	Michael McClain	1995	16	75	4.7
10.	Kim Stewart	1976	28	129	4.6
	Will Conroy	2004	31	142	4.6
	Senque Carey	2000	30	137	4.6
	Abdul Gaddy	2013	34	157	4.6

Game

No	Player	Opponent	Date	Ast
1.	Rafael Stone	at California	2/20/70	16
2.	Chester Dorsey	UCLA	1975	15
	Curtis Allen	Arizona State	1/10/02	15
4.	Will Conroy	at California	3/3/05	14
5.	Chester Dorsey	UCLA	1974	13
	Will Conroy	Loyola Marymount	12/12/04	13
	Will Conroy	Sacred Heart	12/22/04	13
	Isaiah Thomas	at Californai	1/16/11	13
9.	Rafael Stone	Miami	1968	12
	Rafael Stone	USC	1968	12
	Rafael Stone	Missouri	12/20/69	12
	Chester Dorsey	UCLA	1976	12
	Steve Burks	California	1/16/82	12
	Alvin Vaughn	Duke	3/18/84	12
	Isaiah Thomas	Oregon	3/11/11	12
	Abdul Gaddy	UCLA	3/3/12	12



Bryant Boston registered a school-record 195 steals during his career from 1994-97.

Steals

Career

No	Player	Years	G	Avg	Steals
1.	Jamie Booker	1994-97	109	1.8	195
2.	Justin Dentmon	2006-09	133	1.4	180
3.	Venoy Overton	2007-11	135	1.3	177
4.	Bryant Boston	1992-96	99	1.7	164
5.	Nate Robinson	2003-05	89	1.6	140
6.	Bobby Jones	2003-06	125	1.1	134
7.	Dion Brown	1989-91	84	1.5	127
8.	Isaiah Thomas	2009-11	105	1.2	122
9.	Alvin Vaughn	1981-84	93	1.3	121
10.	Eldridge Recasner	1987-90	117	1.0	118

Season

No	Player	Year	G	Avg	Steals
1.	Bryant Boston	1995	27	2.5	67
2.	Tony Wroten	2012	35	1.9	66
3.	Nate Robinson	2005	35	1.7	61
4.	Jamie Booker	1997	28	2.1	60
5.	Jason Hamilton	1996	28	2.1	59
6.	Jamie Booker	1995	27	2.1	57
7.	Dion Brown	1991	28	1.9	54
8.	Nate Robinson	2004	31	1.7	53
9.	Justin Dentmon	2006	33	1.6	52
	Jamie Booker	1996	28	1.9	52

Game

No	Player	Opponent	Date	Steals
1.	Jason Hamilton	E. Washington	11/28/96	9
2.	Mike Hayward	Arizona	1/3/91	7
	Brent Merritt	USC	2/28/91	7
	Jamie Booker	Arizona	3/4/95	7
	Jamie Booker	Arizona State	1/30/97	7
	Joel Smith	Sacred Heart	12/22/04	7
	Tony Wroten	Colorado	1/5/12	7
8.	Chester Dorsey	Seattle University	1/2/75	6
	Chester Dorsey	Texas Tech	12/30/75	6
	Venoy Overton	Texas Tech	12/03/09	6
	Justin Holiday	Virginia	11/22/10	6
	Tony Wroten	Houston Baptist	11/25/11	6
	Tony Wroten	Arizona State	2/16/12	6
	C.J. Wilcox	USC	2/10/13	6

Blocked Shots

Career

No	Player	Years	G	Avg	Blk
1.	Chris Welp	1984-87	129	1.44	186
2.	M. Bryan-Amaning	2008-11	136	1.16	158
3.	Todd MacCulloch	1996-99	115	1.23	142
4.	Aziz N'Diaye	2011-13	102	1.11	113
5.	David Dixon	2000-02	80	1.23	98
6.	Patrick Femerling	1996-98	82	1.00	84
7.	James Woods	1977-80	106	.75	80
8.	Petur Gudmundsson	1978-80	81	.93	75
9.	Mark Sanford	1995-97	82	.80	66
10.	C.J. Wilcox	2011-13	99	.66	65



Patrick Femerling is fourth on the school's blocked shots list and played for Germany in the 2008 Olympic Games

Season

No	Player	Year	G	Avg	Blk
1.	David Dixon	2002	29	2.31	67
	Chris Welp	1986	31	2.16	67
3.	Chris Welp	1987	35	1.80	63
4.	Spencer Hawes	2007	31	1.74	54
	M. Bryan-Amaning	2011	35	1.54	54
	M. Bryan-Amaning	2010	36	1.50	54
7.	Todd MacCulloch	1999	29	1.62	47
8.	Aziz N'Diaye	2013	34	1.21	41
9.	Will Perkins	2000	30	1.30	39
	Aziz N'Diaye	2011	36	1.08	39

Game

No	Player	Opponent	Date	Blk
1.	David Dixon	Santa Clara	11/24/01	7
	David Dixon	Washington State	1/31/02	7
	M. Bryan-Amaning	at Arizona	2/19/11	7
4.	Chris Welp	Washington State	1/25/86	6
	Chris Welp	Stanford	3/6/86	6
	David Dixon	Arizona State	1/10/02	6
	Hakeem Rollins	California	1/2/04	6
	Spencer Hawes	Sacramento State	11/19/06	6
9.	Chris Welp	Stanford	2/14/87	5
	Chris Welp	Arizona State	2/19/87	5
	Chris Welp	Oregon	2/26/87	5
	Chandler Nairn	Rice	12/5/92	5
	Todd MacCulloch	Stanford	1/25/96	5
	Todd MacCulloch	UNC-Wilmington	11/16/98	5
	David Dixon	Washington State	2/3/01	5
	David Dixon	Stanford	1/19/02	5
	Doug Wrenn	Wyoming	12/5/02	5
	Spencer Hawes	Portland State	12/16/06	5
	Spencer Hawes	UCLA	12/31/06	5
	M. Bryan-Amaning	Belmont	11/14/09	5
	M. Bryan-Amaning	West Virginia	1/25/10	5
	Aziz N'Diaye	Kentucky	11/23/10	5
	Aziz N'Diaye	Georgia State	11/12/11	5

Steals and blocked shots were not kept on a uniform basis until the 1976 season, thus, career marks for Dorsey and Edwards reflect only two of their four years of varsity play. A similar situation exists with assists, particularly in the case of Rafael Stone.

Double-Figure Scoring

Career 30-Point Games (since 1948)

No	Player	Years	G
1.	Bob Houbregs	1951-53	13
2.	Todd MacCulloch	1996-99	8
3.	Steve Hawes	1970-72	6
4.	Louie Nelson	1971-73	5
5.	Quincy Pondexter	2007-10	4
	Doug Smart	1957-59	4
	Bill Hanson	1960-62	4
	Chris Welp	1984-87	4
	Doug Wrenn	2002-03	4
	Brandon Roy	2003-06	4
11.	Bruno Boin	1956-57, 59	3
	George Irvine	1968-70	3
	Clarence Ramsey	1974-76	3
14.	Dean Parsons	1952-55	2
	James Edwards	1974-77	2
	Detlef Schrempf	1982-85	2
	Eldridge Recasner	1987-90	2
	Dion Brown	1989-91	2
	Rich Manning	1992-93	2
	Mark Sanford	1995-97	2
	Deon Lutton	1997-00	2
	Jon Brockman	2006-09	2
	Terrence Ross	2011-12	2

Career 20-Point Games (since 1975)

No	Player	Years	G
1.	Chris Welp	1984-87	43
2.	James Edwards	1975-77	35
3.	Todd MacCulloch	1996-99	35
4.	Quincy Pondexter	2007-10	30
5.	Isaiah Thomas	2009-11	29
	Eldridge Recasner	1987-90	29
7.	Mark Sanford	1995-97	27
8.	Deon Lutton	1997-00	25
	Brandon Roy	2003-06	25
10.	Detlef Schrempf	1982-85	24

Career 10-Point Games (since 1977)

No	Player	Years	G
1.	Chris Welp	1984-87	100
2.	Jon Brockman	2006-09	96
3.	Isaiah Thomas	2009-11	92
4.	Todd MacCulloch	1996-99	82
5.	Deon Lutton	1997-00	75
	Brandon Roy	2003-06	75
	Quincy Pondexter	2007-10	75
8.	Paul Fortier	1983-86	74
9.	Stan Walker	1977-80	72
10.	Detlef Schrempf	1982-85	70
11.	Justin Dentmon	2006-09	68
12.	Bobby Jones	2003-06	66
13.	Nate Robinson	2003-05	65
	C.J. Wilcox	2011-current	65
15.	Andra Griffin	1978-81	64
	Mark Sanford	1995-97	64
17.	Eldridge Recasner	1987-90	59
18.	Donald Watts	1996-99	57
19.	Dion Brown	1989-91	56
20.	Will Conroy	2002-05	55

ALL-TIME LEADERS

Season 20-Point Games (since 1977)

No	Player	Year	G
1.	Chris Welp	1987	20
2.	Brandon Roy	2006	19
3.	Quincy Pondexter	2010	17
4.	Todd MacCulloch	1999	16
5.	Andra Griffin	1981	15
	Chris Welp	1986	15
7.	Nate Robinson	2005	14
	Jon Brockman	2008	14
	C.J. Wilcox	2013	14
10.	Todd MacCulloch	1998	13
	Donald Watts	1998	13

Season Turnovers (since 1977)

No	Player	Year	TO
1.	Tony Wroten	2012	130
2.	Deon Lutton	2000	127
3.	Greg Hill	1986	118
4.	Detlef Schrempf	1985	116
5.	Jamie Booker	1997	114
6.	Curtis Allen	2002	109
7.	Greg Hill	1987	108
8.	Prentiss Perkins	1993	104
	Isaiah Thomas	2011	104
10.	Abdul Gaddy	2013	103

Season Disqualifications

No	Player	Year	DQ
1.	Mike Hayward	1988	13
2.	Bobby Jones	2004	10
3.	James Edwards	1976	9
	Chris Welp	1985	9
	Chris Welp	1987	9
6.	Larry Pounds	1975	8
	Detlef Schrempf	1983	8
	Bobby Jones	2005	8

Season Field Goals Made

No	Player	Year	G
1.	Bob Houbregs	1953	325
2.	Chris Welp	1987	281
3.	Quincy Pondexter	2010	245
4.	Louie Nelson	1973	241
5.	Jon Brockman	2008	237
6.	Chris Welp	1986	234
7.	Brandon Roy	2006	228
8.	Steve Hawes	1972	227
9.	Todd MacCulloch	1998	225
10.	James Edwards	1977	223

Season Field Goals Attempted

No	Player	Year	FGA
1.	Bob Houbregs	1953	603
2.	Louie Nelson	1973	509
3.	C.J. Wilcox	2013	480
4.	Doug Smart	1958	479
5.	Chris Welp	1987	473
	Doug Wrenn	2002	473
7.	Terrence Ross	2012	470
8.	Quincy Pondexter	2010	464
9.	Brandon Roy	2006	449
10.	Isaiah Thomas	2010	448

Season Free Throws Made

No	Player	Year	FT
1.	Bob Houbregs	1953	196
2.	Dean Parsons	1955	189
3.	Quincy Pondexter	2010	187
4.	Louie Nelson	1973	186
5.	Dean Parsons	1954	173
6.	Brandon Roy	2006	171
7.	Donald Watts	1998	170
8.	Chris Welp	1987	167
9.	Bruno Boin	1957	162
10.	Bruno Boin	1956	156
	Isaiah Thomas	2010	156

Season Free Throws Attempted

No	Player	Year	FTA
1.	Dean Parsons	1954	281
2.	Dean Parsons	1955	271
3.	Bob Houbregs	1953	264
	Tony Wroten	2012	264
5.	Louie Nelson	1973	242
6.	Donald Watts	1998	238
7.	Chris Welp	1987	226
	Quincy Pondexter	2010	226
9.	Bruno Boin	1957	219
10.	Bruno Boin	1956	215
	Isaiah Thomas	2010	213

Season Personal Fouls

No	Player	Year	PF
1.	Chris Welp	1987	123
2.	Chris Welp	1985	121
3.	Bobby Jones	2005	118
4t.	Mike Hayward	1988	117
4t.	Bobby Jones	2004	117
6.	Detlef Schrempf	1983	115
7.	Chris Welp	1986	112
8.	James Edwards	1976	108
9t.	Chris Welp	1984	107
9t.	David Dixon	2002	107

Single-Game Field Goal Pct. Highs (since '69)

Washington

.733	(22-30) vs. USC, 1/10/85, Los Angeles, UW 66-50
.705	(31-44) vs. Duke, 3/18/84, Pullman, UW 80-78
.676	(48-71) vs. Chico State, 12/1/92, Seattle, UW 130-67
.673	(33-49) vs. Arizona State, 2/6/99, Seattle, UW 93-85
.667	(26-39) vs. USC, 2/9/70, Seattle, UW 77-72
.667	(36-54) vs. Portland St., 12/3/71, Seattle, UW 101-85
.667	(28-53) vs. Ball State, 11/30/85, Fresno, UW 66-55
.660	(33-50) vs. USC, 2/2/84, Seattle, UW 79-48
.660	(35-53) vs. Idaho State, 12/8/90, Seattle, UW 98-77
.658	(25-38) vs. Boise State, 3/16/87, Seattle, UW 73-68

Opponents

.700	(42-60) Arizona, 12/20/87, Seattle, Arizona 110-71
.667	(42-63) UCLA, 1/3/81, Los Angeles, UCLA 96-74
.666	(33-50) Kansas, 12/4/86, Lawrence, Kansas 82-68
.653	(32-49) Oregon State, 1/14/80, Seattle, OSU 82-73
.653	(32-49) Arizona, 1/4/07, Seattle, Arizona 96-87
.652	(43-66) Arizona 1/10/98, Seattle, Arizona 110-91
.643	(27-42) Idaho, 12/2/81, Seattle, Idaho 86-61
.641	(25-39) Duke, 1/12/85, Durham, Duke 71-59
.638	(37-58) Arizona State, 2/2/13, Seattle, UW 96-92
.636	(28-44) Arizona, 1/31/85, Tucson, Arizona 69-56
.634	(26-41) Arizona, 2/3/90, Seattle, Arizona 75-60

Single-Game Free Throw Pct. (since '69)

Washington (Min. 10 attempts)

1.000	(16-16) at Texas A&M, 12/11/10, TAM 63-62
1.000	(13-13) vs. USC, 2/12/76, UW 93-75
1.000	(13-13) vs. Seattle Pacific, 12/23/76, UW 63-43
.955	(21-22) vs. Arizona State, 2/2/13, UW 96-92
.944	(17-18) vs. UCLA, 2/4/93, UW 81-67
.944	(17-18) at Oregon, 2/22/07, Oregon 93-85
.944	(17-18) vs. California, 3/13/10, UW 79-75
.941	(16-17) vs. UCLA, 14-82, UW 56-50
.938	(15-16) vs. Seattle Univ., 12/7/73, UW 81-74
.938	(15-16) at SMS, 12/28/90, El Paso, SMS 68-61
.933	(14-15) vs. Arizona, 2/28/80, Seattle, UW 76-72
.929	(13-14) at UCLA, 2/7/69, Los Angeles, UCLA 62-51
.929	(13-14) vs. USC, 2/2/84, Seattle, UW 79-48 (2 OT)
.929	(13-14) at Texas Tech, 12/3/84, Lubbock, UW 59-57
.929	(13-14) at UCLA, 3/8/87, Los Angeles, UCLA 64-76

Opponents (Min. 10 attempts)

1.000	(10-10) Seattle University, 12/10/77, Seattle, UW 85-58
.960	(24-25) Arizona, 3/12/04, Los Angeles, UW 90-85
.955	(21-22) California, 1/11/69, Berkeley, UW 74-73
.950	(19-20) USC, 2/5/77, Los Angeles, USC 83-70
.950	(19-20) Arizona, 1/10/98, Seattle, Arizona 110-91
.950	(38-40) Arizona, 1/27/05, Tucson, Arizona 91-82
.947	(18-19) Oregon, 2/2/78, Seattle, UW 58-52
.944	(17-18) UCLA, 1/2/03, Seattle, UCLA 77-67
.941	(32-34) Idaho, 12/2/81, Seattle, Idaho 86-61
.941	(16-17) Oregon State, 2/18/89, Seattle, OSU 106-66
.941	(16-17) Idaho, 11/22/05, Seattle, UW 90-67

YEARLY UW STATISTICAL LEADERS

Scoring Average

Year	Name	Total (Avg)
2013	C.J. Wilcox	570 (16.8)
2012	Terrence Ross	574 (16.4)
2011	Isaiah Thomas	587 (16.8)
2010	Quincy Pondexter	695 (19.3)
2009	Isaiah Thomas	541 (15.5)
2008	Jon Brockman	568 (17.8)
2007	Spencer Hawes	461 (14.9)
2006	Brandon Roy	666 (20.2)
2005	Nate Robinson	574 (16.4)
2004	Nate Robinson	409 (13.2)
2003	Nate Robinson	300 (13.0)
2002	Doug Wrenn	546 (19.5)
2001	Will Perkins	370 (12.8)
2000	Deon Lutton	452 (15.1)
1999	Todd MacCulloch	542 (18.7)
1998	Todd MacCulloch	557 (18.6)
1997	Mark Sanford	477 (17.0)
1996	Mark Sanford	463 (16.5)
1995	Bryant Boston	397 (14.7)
1994	Maurice Woods	335 (12.4)
1993	Rich Manning	447 (17.9)
1992	Rich Manning	486 (16.8)
1991	Doug Meekins	451 (16.1)
1990	Eldridge Recasner	421 (16.2)
1989	Eldridge Recasner	508 (18.1)
1988	Eldridge Recasner	477 (17.0)
1987	Chris Welp	729 (20.8)
1986	Chris Welp	601 (19.4)
1985	Detlef Schrempf	507 (15.8)
1984	Detlef Schrempf	521 (16.8)
1983	Brad Watson	467 (15.1)
1982	Dan Caldwell	394 (13.6)
1981	Andra Griffin	525 (19.4)
1980	Stan Walker	324 (11.6)
1979	Stan Walker	339 (12.6)
1978	Mike Neill	277 (11.5)
1977	James Edwards	565 (20.9)
1976	James Edwards	493 (17.6)
1975	Clarence Ramsey	463 (17.8)
1974	Larry Pounds	433 (16.7)
1973	Louie Nelson	668 (23.0)
1972	Steve Hawes	564 (21.7)
1971	Steve Hawes	540 (21.8)
1970	George Irvine	520 (20.0)
1969	George Irvine	404 (15.6)
1968	Dave Carr	500 (20.0)
1967	Gordy Harris	419 (16.8)
1966	Gordy Harris	434 (17.4)
1965	Lynn Nance	437 (17.5)
1964	Clint Peeples	324 (12.1)
1963	Dale Easley	395 (15.2)
1962	Bill Hanson	541 (20.8)
1961	Bill Hanson	424 (16.3)
1960	Bill Hanson	460 (16.4)
1959	Doug Smart	457 (17.6)
1958	Doug Smart	527 (20.3)
1957	Doug Smart	494 (19.0)
1956	Bruno Boin	448 (17.2)
1955	Dean Parsons	481 (19.2)
1954	Dean Parsons	429 (16.5)
1953	Bob Houbregs	846 (25.6)
1952	Bob Houbregs	520 (18.6)

Rebounding Average

Year	Name	Total (Avg)
2013	Aziz N'Diaye	308 (9.1)
2012	Aziz N'Diaye	240 (7.3)
2011	M. Bryan-Amaning	281 (8.0)
2010	Quincy Pondexter	265 (7.4)
2009	Jon Brockman	391 (11.5)
2008	Jon Brockman	370 (11.6)
2007	Jon Brockman	307 (9.6)
2006	Jon Brockman	215 (6.5)
2005	Bobby Jones	118 (5.6)
2004	Brandon Roy	164 (5.3)
2003	Doug Wrenn	157 (5.8)
2002	David Dixon	221 (7.6)
2001	Will Perkins	210 (7.2)
2000	Will Perkins	176 (5.9)
1999	Todd MacCulloch	345 (11.9)
1998	Todd MacCulloch	292 (9.7)
1997	Mark Sanford	225 (8.0)
1996	Mark Sanford	171 (6.1)
1995	Mark Sanford	149 (5.7)
1994	Amir Rashad	159 (5.9)
1993	Mark Pope	217 (8.0)
1992	Mark Pope	234 (8.1)
1991	Dion Brown	227 (7.9)
1990	Dion Brown	184 (6.6)
1989	Mark West	181 (6.5)
1988	Mark West	190 (6.8)
1987	Chris Welp	315 (9.0)
1986	Chris Welp	263 (8.5)
1985	Detlef Schrempf	255 (8.0)
1984	Detlef Schrempf	230 (7.4)
1983	Darrell Tanner	224 (7.2)
1982	Dan Caldwell	199 (6.9)
1981	Dan Caldwell	214 (7.9)
1980	Stan Walker	158 (5.6)
1979	James Woods	196 (7.3)
1978	James Woods	219 (8.1)
1977	James Edwards	282 (10.4)
1976	Lars Hansen	203 (7.5)
1975	James Edwards	195 (7.5)
1974	Larry Pounds	240 (9.2)
1973	Ray Price	263 (9.1)
1972	Steve Hawes	365 (14.0)
1971	*Steve Hawes	386 (14.8)
1970	Steve Hawes	194 (10.2)
1969	George Irvine	196 (7.5)
1968	George Irvine	197 (7.6)
1967	Dave Hovde	239 (9.6)
1966	Dave Hovde	222 (8.9)
1965	Lynn Nance	234 (9.4)
1964	Clint Peeples	200 (7.7)
1963	Ed Corell	269 (10.3)
1962	Ed Corell	297 (11.4)
1961	Ed Corell	202 (7.8)
1960	Bill Hanson	228 (8.1)
1959	Doug Smart	373 (14.3)
1958	Doug Smart	349 (13.4)
1957	Doug Smart	329 (12.7)
1956	Jim Coshow	286 (11.0)
1955	Dean Parsons	346 (13.8)
1954	Dean Parsons	310 (11.9)
1953	Bob Houbregs	381 (11.5)
1952	Doug McClary	314 (10.1)

Field Goal Percentage

Year	Name	Pct.
2013	Aziz N'Diaye	.561
2012	Aziz N'Diaye	.552
2011	Aziz N'Diaye	.579
2010	Matt Bryan-Amaning	.540
2009	Jon Brockman	.526
2008	Jon Brockman	.536
2007	Jon Brockman	.550
2006	Jon Brockman	.518
2005	Brandon Roy	.565
2004	Bobby Jones	.570
2003	Will Conroy	.456
2002	David Dixon	.539
2001	David Dixon	.574
2000	Will Perkins	.479
1999	Todd MacCulloch	.662
1998	Todd MacCulloch	.650
1997	Todd MacCulloch	.676
1996	Todd MacCulloch	.675
1995	Mike Amos	.602
1994	Maurice Woods	.531
1993	Rich Manning	.575
1992	Mark Pope	.579
1991	Doug Meekins	.523
1990	Mark West	.514
1989	Todd Lautenbach	.625
1988	Mark West	.522
1987	Chris Welp	.594
1986	Chris Welp	.537
1985	Chris Welp	.578
1984	Chris Welp	.570
1983	Reggie Rogers	.500
1982	Kenny Lyles	.566
1981	Andra Griffin	.582
1980	Bob Fronk	.601
1979	Petur Gudmundsson	.525
1978	Kim Stewart	.500
1977	James Edwards	.552
1976	Lars Hansen	.582
1975	Lars Hansen	.596
1974	Larry Pounds	.493
1973	Lars Hansen	.508
1972	Steve Hawes	.550
1971	Steve Hawes	.525
1970	George Irvine	.576
1969	George Irvine	.533
1968	George Irvine	.565
1967	Gordy Harris	.493
1966	Dave Hovde	.500
1965	Steve Olsen	.465
1964	Clint Peeples	.450
1963	Charlie Hart	.459
1962	Bill Hanson	.500
1961	Bill Hanson	.505
1960	Bill Hanson	.527
1959	Doug Smart	.508
1958	Doug Smart	.441
1957	Doug Smart	.503
1956	Bruno Boin	.399
1955	Dean Parsons	.442
1954	Dean Parsons	.431
1953	Bob Houbregs	.539
1952	Bob Houbregs	.430

Free Throw Percentage

Year	Name	Pct.
2013	Scott Suggs	.871
2012	C.J. Wilcox	.839
2011	C.J. Wilcox	.806
2010	Quincy Pondexter	.827
2009	Justin Dentmon	.824
2008	Ryan Appleby	.852
2007	Ryan Appleby	.927
2006	Justin Dentmon	.814
2005	Tre Simmons	.868
2004	Nate Robinson	.853
2003	Curtis Allen	.957
2002	Curtis Allen	.886
2001	Curtis Allen	.767
2000	Chris Walcott	.779
1999	Deon Lutton	.788
1998	Donald Watts	.714
1997	Todd MacCulloch	.735
1996	Jason Hartman	.767
1995	Michael McClain	.917
1994	Maurice Woods	.743
1993	Mark Pope	.862
1992	Mark Pope	.804
1991	Mike Hayward	.772
1990	Eldridge Recasner	.884
1989	Eldridge Recasner	.828
1988	Eldridge Recasner	.820
1987	Phil Zevenbergen	.762
1986	Chris Welp	.751
1985	Detlef Schrempf	.714
1984	Detlef Schrempf	.736
1983	Alvin Vaughn	.818
1982	Brad Watson	.833
1981	Bob Fronk	.813
1980	Bob Fronk	.797
1979	Petur Gudmundsson	.768
1978	Don Vaughn	.897
1977	Chester Dorsey	.759
1976	Lars Hansen	.778
1975	Clarence Ramsey	.758
1974	Ray Price	.814
1973	Ray Price	.778
1972	Louie Nelson	.766
1971	Dave Willenborg	.841
1970	George Irvine	.795
1969	Patrice Woolcock	.684
1968	Dave West	.837
1967	Rick Slettedahl	.778
1966	Doug Westlake	.642
1965	Lynn Nance	.802
1964	Steve Wilson	.735
1963	Dale Easley	.801
1962	Roger Niva	.770
1961	Clint Names	.793
1960	Clint Names	.833
1959	Bruno Boin	.792
1958	Earle Irvin	.617
1957	Bruno Boin	.740
1956	Ron Patnoe	.800
1955	Doyle Perkins	.779
1954	Jim Coshow	.698
1953	Charlie Koon	.825
1952	Bob Houbregs	.728

YEARLY UW STATISTICAL LEADERS

Assists

Year	Name	Total (Avg.)
2013	Abdul Gaddy	157 (4.6)
2012	Abdul Gaddy	182 (5.2)
2011	Isaiah Thomas	213 (6.1)
2010	Venoy Overton	112 (3.1)
2009	Isaiah Thomas	91 (2.6)
2008	Venoy Overton	107 (3.2)
2007	Justin Dentmon	115 (3.6)
2006	Brandon Roy	135 (4.1)
2005	*Will Conroy	219 (6.4)
2004	Will Conroy	142 (4.6)
2003	Will Conroy	108 (3.2)
2002	Curtis Allen	126 (4.3)
2001	Bryan Brown	86 (2.9)
2000	Senque Carey	137 (4.6)
1999	Senque Carey	94 (3.2)
1998	Donald Watts	107 (3.6)
1997	Jamie Booker	107 (3.8)
1996	Jamie Booker	112 (4.0)
1995	Jason Hamilton	123 (4.9)
1994	Michael McClain	111 (4.1)
1993	Prentiss Perkins	103 (3.8)
1992	Brett Pagett	81 (2.9)
1991	James French	88 (3.1)
1990	Eldridge Recasner	88 (3.4)
1989	Eldridge Recasner	107 (3.8)
1988	Troy Morrell	83 (3.1)
1987	Greg Hill	121 (3.6)
1986	Greg Hill	115 (3.7)
1985	Detlef Schrempf	134 (4.2)
1984	Detlef Schrempf	93 (3.0)
1983	Alvin Vaughn	111 (5.6)
1982	Steve Burks	136 (4.7)
1981	Bob Fronk	120 (4.4)
1980	Lorenzo Romar	99 (3.5)
1979	Lorenzo Romar	80 (3.0)
1978	Kim Stewart	84 (4.9)
1977	Kim Stewart	113 (4.2)
1976	Chester Dorsey	163 (5.8)
1975	*Chester Dorsey	139 (5.6)



Venoy Overton led the Huskies in assists as a freshman in 2007-08.

Steals

Year	Name	Total (Avg.)
2013	C.J. Wilcox	37 (1.1)
2012	Tony Wroten	66 (1.9)
2011	Isaiah Thomas	47 (1.3)
2010	Venoy Overton	49 (1.4)
2009	Justin Dentmon	53 (1.5)
2008	Venoy Overton	45 (1.4)
2007	Justin Dentmon	39 (1.2)
2006	Justin Dentmon	52 (1.6)
2005	Nate Robinson	61 (1.7)
2004	Nate Robinson	53 (1.7)
2003	Will Conroy	33 (1.2)
2002	Curtis Allen	27 (0.9)
2001	Bryan Brown	31 (1.3)
2000	Thalo Green	35 (1.2)
1999	Todd MacCulloch	29 (1.0)
1998	Donald Watts	48 (1.6)
1997	Jamie Booker	60 (2.1)
1996	Jason Hamilton	59 (2.1)
1995	Bryant Boston	67 (2.5)
1994	Jason Tyrus	27 (1.0)
1993	Bryant Boston	32 (1.3)
1992	Brett Pagett	40 (1.4)
1991	Dion Brown	54 (1.9)
1990	Dion Brown	31 (1.2)
1989	Dion Brown	42 (1.5)
1988	Troy Morrell	41 (1.5)
1987	Greg Hill	47 (1.3)
1986	Greg Hill	46 (1.5)
1985	Clay Damon	47 (1.5)
1984	Alvin Vaughn	37 (1.3)
1983	Alvin Vaughn	42 (2.1)
1982	Steve Burks	51 (1.8)
1981	Don Vaughn	31 (1.1)
1980	Stan Walker	35 (1.3)
1979	Lorenzo Romar	35 (1.3)
1978	Mike Neill	23 (1.0)
1977	Chester Dorsey	42 (1.6)
1976	-----	-----
1975	-----	-----



Justin Dentmon led UW in steals as a freshman and sophomore.

Blocked Shots


Year	Name	Total (Avg.)
2013	Aziz N'Diaye	41 (1.2)
2012	Aziz N'Diaye	33 (1.0)
2011	M. Bryan-Amaning	54 (1.5)
2010	M. Bryan-Amaning	54 (1.5)
2009	M. Bryan-Amaning	32 (1.0)
2008	M. Bryan-Amaning	18 (0.5)
2007	Spencer Hawes	54 (1.7)
2006	Brandon Roy	26 (0.8)
2005	Hakeem Rollins	19 (0.6)
2004	Hakeem Rollins	38 (1.2)
2003	Doug Wrenn	25 (0.9)
2002	David Dixon	67 (2.3)
2001	Marlon Shelton	38 (1.3)
2000	Will Perkins	39 (1.3)
1999	Todd MacCulloch	47 (1.6)
1998	Todd MacCulloch	38 (1.3)
1997	Patrick Femerling	36 (1.3)
1996	Todd MacCulloch	32 (1.1)
1995	Mark Sanford	18 (0.7)
1994	Maurice Woods	25 (0.9)
1993	Rich Manning	29 (1.2)
1992	Mark Pope	17 (0.6)
1991	Doug Meekins	12 (0.4)
1990	Mark West	11 (0.4)
1989	Todd Lautenbach	11 (0.4)
1988	Mike Hayward	10 (0.3)
1987	Chris Welp	63 (1.8)
1986	*Chris Welp	67 (2.2)
1985	Chris Welp	28 (0.9)
1984	Chris Welp	28 (0.9)
1983	Darrell Tanner	31 (1.0)
1982	Kenny Lyles	30 (1.0)
1981	Kenny Lyles	22 (0.8)
1980	Petur Gudmundsson	31 (1.1)
1979	James Woods	26 (1.0)
1978	James Woods	28 (1.0)
1977	James Edwards	38 (1.4)
1976	-----	-----
1975	-----	-----



Hakeem Rollins led UW in blocked shots for two seasons in 2004 and 2005.

3-Point Percentage

Year	Name	Pct.
2013	Scott Suggs	.387
2012	C.J. Wilcox	.403
2011	Scott Suggs	.450
2010	Elston Turner	.380
2009	Justin Dentmon	.412
2008	Ryan Appleby	.385
2007	Ryan Appleby	.433
2006	Ryan Appleby	.424
2005	Bobby Jones	.508
2004	Mike Jensen	.414
2003	Curtis Allen	.377
2002	Grant Leep	.527
2001	C.J. Massingale	.425
2000	Chris Walcott	.400
1999	Donald Watts	.500
1998	Deon Luton	.369
1997	Deon Luton	.394
1996	Jason Hamilton	.458
1995	Jason Hamilton	.385
1994	Scott Didrickson	.412
1993	Chandler Nairn	.319
1992	Chandler Nairn	.373
1991	Brent Merritt	.383
1990	Eldridge Recasner	.369
1989	Eldridge Recasner	.448
1988	Jeff Sanor	.385
1987	Greg Hill	.407
1986	-----	-----
1985	-----	-----
1984	-----	-----
1983	-----	-----
1982	-----	-----
1981	-----	-----
1980	-----	-----
1979	-----	-----
1978	-----	-----
1977	-----	-----
1976	-----	-----
1975	-----	-----



Ryan Appleby led UW in three-point shooting three-straight seasons.

ALL-TIME SEASON BEST MARKS

Points Scored

3,026	(2004-05)
2,907	(2010-11)
2,851	(2009-10)
2,750	(2008-09)
2,706	(2005-06)

Scoring Offense

86.5	(2004-05)
84.8	(1971-72)
83.1	(2010-11)
82.0	(2003-04)
82.0	(2005-06)

Scoring Defense

48.7	(1949-50)
50.5	(1950-51)
50.9	(1951-52)
58.6	(1959-60)
58.7	(1983-84)

Field Goal Percentage

.517	(1984-85)
.508	(1975-76)
.506	(1981-82)
.499	(1980-81)
.492	(1988-89)

Field Goals Made

1,102	(2004-05)
1,061	(2010-11)
1,004	(2009-10)
982	(2005-06)
977	(2008-09)

Field Goals Attempted

2,271	(2004-05)
2,260	(2010-11)
2,212	(2009-10)
2,157	(2011-12)
2,136	(2008-09)

3-Pt. Field Goal Pct.

.401	(1988-89)
.392	(1987-88)
.384	(2004-05)
.371	(1990-91)
.371	(2010-11)

3-Pt. Field Goals Made

305	(2010-11)
257	(2004-05)
220	(2005-06)
217	(2011-12)
201	(2003-04)

3-Pt. Field Goals Att.

821	(2010-11)
670	(2004-05)
633	(2011-12)
606	(2005-06)
569	(2003-04)

3-Pt. Field Goals Pct. Def.

.290	(1990-91)
.293	(1993-94)
.301	(1995-96)
.316	(1998-99)
.320	(2005-06)

Free Throw Percentage

.749	(2005-06)
.741	(1989-90)
.733	(2004-05)
.728	(1992-93)
.724	(2006-07)

Free Throws Made

652	(2009-10)
650	(2008-09)
647	(1952-53)
580	(1986-87)
571	(1955-56)

Free Throws Attempted

929	(2008-09)
919	(1952-53)
905	(2009-10)
819	(1986-87)
817	(1953-54)

Blocked Shots

179	(2010-11)
151	(2009-10)
141	(2012-13)
139	(2001-02)
118	(1992-93)

Steals

288	(2004-05)
273	(2005-06)
271	(1994-95)
269	(1995-96)
264	(2009-10)

Rebounds

1,437	(2008-09)
1,404	(2011-12)
1,367	(2010-11)
1,364	(2009-10)
1,339	(1970-71)

Rebound Average

49.2	(1974-75)
48.8	(1971-72)
47.8	(1970-71)
47.5	(1958-59)
46.9	(1964-65)
46.9	(1965-66)

Assists

660	(2004-05)
632	(1975-76)
593	(2010-11)
541	(1986-87)
529	(2005-06)

Games Played

36	(2009-10)
35	(2010-11)
35	(1986-87)
35	(2004-05)
35	(2008-09)
35	(2011-12)

Games Won

29	(1937-38)
29	(2004-05)
28	(1952-53)
26	(1943-44)
26	(2005-06)
26	(2008-09)
26	(2009-10)

Games Lost

22	(1993-94)
20	(2000-01)
20	(1999-00)
19	(1987-88)
18	(1953-54)
18	(1957-58)
18	(1994-95)
18	(2001-02)



James Edwards led the Huskies with 1.4 blocked shots per game in 1977.




Detlef Schrempf led the UW in assists in 1994 & 1995.

ALL-TIME INDIVIDUAL GAME HIGHS

30-Plus Point Club

- 49 Bob Houbregs vs. Idaho, 1/10/53
- 45 Bob Houbregs vs. Seattle U (Corvallis), 3/13/53
- 42 Bob Houbregs vs. LSU (Kansas City), 3/18/53
- 41 George Irvine vs. USC (Portland), 12/26/69
- 40 Bill Hanson vs. California, 3/3/62
- 40 Chris Welp vs. UCLA, 12/21/86
- 39 Jack Nichols vs. Idaho, 1948
- 38 Todd MacCulloch at James Madison, 12/7/96
- 37 Bill Hanson vs. USC, 1962
- 37 James Edwards vs. Oregon State, 1/17/76
- 37 Peter Gudmundsson vs. California, 2/8/79
- 37 Dion Brown vs. Portland, 11/24/90
- 36 Bob Houbregs vs. California, 1953
- 36 Louie Nelson vs. Grambling, 12/12/72
- 36 Clarence Ramsey vs. Stanford, 2/19/76
- 35 Bob Houbregs vs. Idaho, 1/9/53
- 35 Doug Smart vs. UCLA, 1/5/59
- 35 George Irvine at California, 2/20/70
- 35 Louie Nelson vs. Oregon, 3/5/73
- 35 Bob Fronk vs. Oregon, 1/22/81
- 35 Chris Welp at Washington State, 2/22/86
- 35 Chris Welp vs. La. Tech (Portland), 12/27/86
- 35 Mark Sanford vs. Jackson State, 12/4/95
- 35 Mark Sanford vs. USC, 1/4/96
- 35 Doug Wrenn at Arizona, 2/7/02
- 35 Brandon Roy vs. Arizona State, 12/29/05
- 35 Brandon Roy vs. Arizona, 12/31/05
- 34 Don McMillan at Washington State, 1944
- 34 Bob Houbregs vs. Santa Clara (Corvallis), 3/14/53
- 34 Ray Price at USC, 2/17/73
- 34 Lars Hansen vs. California, 2/21/76
- 34 Detlef Schrempf at USC, 3/4/84
- 34 Rich Manning vs. Arizona State, 2/11/93
- 34 Doug Wrenn at Washington State, 1/31/02
- 34 Quincy Pondexter at Oregon, 3/4/10
- 33 Bob Houbregs vs. Northwestern, 12/29/51
- 33 Bob Houbregs at Oregon, 1953
- 33 Bob Houbregs at Oregon State, 1953
- 33 George Irvine at USC, 2/13/70
- 33 Doug Smart vs. Kansas, 1957
- 33 Rich Manning vs. Washington State, 1/11/92
- 33 Todd MacCulloch at Portland, 12/3/97
- 32 Dean Parsons vs. Idaho, 1/7/55
- 32 Bruno Boin at Brigham Young, 12/1/56
- 32 Bill Hanson vs. USC, 1962
- 32 Steve Hawes vs. USC, 2/27/71



Bill Hanson scored 40 points against Cal in 1962.

- 32 Steve Hawes vs. Stanford, 2/26/72
- 32 Louie Nelson vs. Oregon State, 3/3/73
- 32 Chris Welp at Arizona State, 3/1/86
- 32 Eldridge Recasner vs. Pacific, 1/30/89
- 32 Todd MacCulloch vs. Washington St., 3/6/99
- 32 Doug Wrenn vs. Oregon, 1/24/02
- 32 Will Conroy at Gonzaga, 12/2/02
- 32 Ryan Appleby at Oregon State, 2/16/08
- 32 Terrence Ross vs. Northwestern, 3/16/12)
- 31 Bob Houbregs vs. California, 3/7/53
- 31 Dean Parsons at Idaho, 2/26/55
- 31 Doug Smart vs. UCLA, 1957
- 31 Gordy Harris at California, 2/18/67
- 31 George Irvine vs. Yale, 1/3/70
- 31 Andra Griffin vs. Seattle Pacific, 12/9/80
- 31 Todd MacCulloch at Oregon, 1/15/98
- 31 Deon Luton at USC, 1/29/98
- 31 Todd MacCulloch at California, 1/21/99
- 31 Nate Robinson vs. Arizona, 1/29/04
- 31 Jon Brockman vs. Utah, 11/14/07
- 31 Quincy Pondexter at Texas Tech, 12/3/09
- 30 Bill Morris vs. Idaho, 1944
- 30 Bob Houbregs at Oregon, 1952
- 30 Bob Houbregs vs. Oregon State, 1952
- 30 Bob Houbregs at Washington State, 1953
- 30 Bruno Boin vs. Oregon, 1956
- 30 Bruno Boin at Oregon State, 12/29/56
- 30 Doug Smart vs. Utah (Corvallis), 12/27/57
- 30 Bill Hanson vs. UCLA, Seattle, 1961
- 30 Steve Hawes vs. Missouri (Tempe), 12/20/69
- 30 Steve Hawes at UCLA, 3/1/71
- 30 Steve Hawes vs. Washington State, 2/4/72
- 30 Steve Hawes vs. UCLA, 2/19/72
- 30 Charles Dudley vs. Washington State, 2/4/72
- 30 Louie Nelson vs. Gonzaga, 12/23/72
- 30 Louis Nelson at California, 2/24/73
- 30 Clarence Ramsey vs. USC, 2/20/75
- 30 Clarence Ramsey at Oregon, 2/28/75
- 30 James Edwards at Wake Forest, 12/3/76
- 30 Detlef Schrempf vs. Duke (Pullman), 3/18/84
- 30 Eldridge Recasner vs. Arizona State, 3/2/89
- 30 Dion Brown vs. Montana, 11/27/90
- 30 Todd MacCulloch vs. Portland State, 11/30/96
- 30 Todd MacCulloch vs. Arizona State, 1/8/98
- 30 Deon Luton vs. Boise State, 12/23/99
- 30 Doug Wrenn at Arizona State, 2/9/02
- 30 Brandon Roy at UCLA, 2/7/04
- 30 Brandon Roy vs. Oregon, 3/9/06
- 30 Jon Brockman at Portland, 11/15/08
- 30 Justin Dentmon at Arizona State, 1/31/09
- 30 Isaiah Thomas vs. Wright State, 11/13/09
- 30 Quincy Pondexter vs. San Jose State, 11/20/09
- 30 Quincy Pondexter vs. Arizona, 2/4/10
- 30 Matthew Bryan-Amaning vs. Arizona State, 1/22/11
- 30 Terrence Ross vs. Washington State, 1/15/12

20-Plus Rebound Club

- 30 Ed Corell vs. Oregon, 1962
- 28 Steve Hawes at Stanford, 1/8/72
- 26 Dean Parsons vs. Idaho, 1955
- 22 Bob Houbregs vs. Utah, 12/5/53
- 22 Jim Coshov vs. Iowa, 12/27/55
- 22 Steve Hawes vs. Stanford, 2/26/72
- 21 Dean Parsons vs. Oregon, 1954
- 21 Detlef Schrempf vs. Idaho, 12/17/83

- 21 Todd MacCulloch vs. Arizona State, 1/8/98
- 21 Todd MacCulloch vs. UCLA, 1/31/99
- 20 Doug McClary at St. Louis, 12/19/51
- 20 George Irvine vs. Montana, 1/31/69
- 20 Steve Hawes vs. Oregon, 2/28/70
- 20 Steve Hawes vs. Montana, 12/12/70
- 20 Steve Hawes vs. Seattle Univ., 12/4/70
- 20 Larry Pounds at Washington State, 3/9/74
- 20 Todd MacCulloch vs. Arizona State, 2/29/96

10-Plus Assist Club

- 16 Rafael Stone at California, 2/20/70
- 15 Chester Dorsey vs. UCLA, 2/22/75
- 15 Curtis Allen vs. Arizona State, 1/10/02
- 14 Will Conroy at California, 3/3/05
- 13 Chester Dorsey vs. UCLA, 1974
- 13 Will Conroy vs. Loyola Marymount, 12/12/04
- 13 Will Conroy vs. Sacred Heart, 12/22/04
- 13 Isaiah Thomas at California, 1/16/11
- 12 Rafael Stone vs. Miami, 1968
- 12 Rafael Stone vs. USC, 1968
- 12 Rafael Stone vs. Missouri (Tempe), 12/20/69
- 12 Chester Dorsey vs. UCLA, 1976
- 12 Steve Burks vs. California, 1/16/82
- 12 Alvin Vaughn vs. Duke (Pullman), 3/18/84
- 12 Isaiah Thomas vs. Oregon (L.A.), 3/11/11
- 12 Abdul Gaddy at UCLA, 3/3/12
- 11 Rafael Stone vs. Oregon, 1970
- 11 Rafael Stone vs. Utah State, 12/13/69
- 11 Chester Dorsey vs. Bradley, 12/28/74
- 11 Alvin Vaughn at Alaska-Anchorage, 11/26/82
- 11 Alvin Vaughn at St. Mary's, 12/11/82
- 11 Detlef Schrempf at Hawaii, 12/28/84
- 11 Eldridge Recasner vs. Miami (Ohio), 12/28/89
- 11 Prentiss Perkins at Arizona State, 1/16/93
- 11 Senque Carey vs. UCLA, 1/6/00
- 11 Justin Dentmon vs. Southern Utah, 12/4/06
- 11 Isaiah Thomas vs. Washington State (L.A.), 3/10/11
- 11 Abdul Gaddy vs. Washington St. (Las Vegas), 3/13/13
- 10 Rafael Stone vs. Stanford, 1970
- 10 Rafael Stone vs. Northwestern (Tempe), 12/19/69
- 10 Chester Dorsey vs. Stanford, 1975
- 10 Bob Fronk at Arizona State, 2/9/81
- 10 Alvin Vaughn vs. Midwestern State, 12/18/82
- 10 Michael McClain at Arizona, 3/3/94
- 10 Michael McClain at Arizona State, 2/2/95
- 10 Jason Hamilton at Idaho, 12/6/95
- 10 Chris Thompson vs. Washington St., 2/15/97
- 10 Donald Watts at Arizona, 1/9/99
- 10 Senque Carey at Alaska Anchorage, 11/24/99
- 10 Will Conroy vs. USC, 2/3/05
- 10 Will Conroy vs. Pacific (NCAA), 3/19/05
- 10 Isaiah Thomas vs. Arizona, 1/20/11
- 10 Isaiah Thomas at Arizona, 2/19/11
- 10 Abdul Gaddy vs. Oregon, 3/20/12

2012-13 (18-16, 9-9 Pac-12) – NIT

F — Shawn Kemp, Jr., 6.3, 3.0
 C — Aziz N'Diaye, 8.9, 9.1
 G — Abdul Gaddy, 10.9, 3.2
 G — Scott Suggs, 12.2, 2.3
 G — C.J. Wilcox, 16.6, 4.3
 6th — Andrew Andrews, 7.8, 3.0

2011-12 (24-11, 14-4 Pac-12) – NIT

F — Darnell Gant, 7.2, 5.4
 C — Aziz N'Diaye, 7.8, 7.3
 G — Abdul Gaddy, 8.1, 2.6
 G — Terrence Ross, 16.4, 6.4
 G — Tony Wroten, 16.0, 5.0
 6th — C.J. Wilcox, 14.2, 3.4

2010-11 (24-11, 11-7 Pac-10) – NCAA

F — Matthew Bryan-Amaning, 15.3, 8.0
 C — Aziz N'Diaye, 4.6, 5.7
 G — Justin Holiday, 10.5, 5.2
 G — Isaiah Thomas, 16.8, 3.5
 G — Abdul Gaddy, 8.5, 2.5
 6th — C.J. Wilcox, 8.1, 2.1

2009-10 (26-10, 11-7 Pac-10) – NCAA

F — Matthew Bryan-Amaning, 8.8, 5.9
 F — Justin Holiday, 5.9, 4.5
 G — Quincy Pondexter, 19.3, 7.4
 G — Abdul Gaddy, 3.9, 1.4
 G — Isaiah Thomas, 16.9, 3.9
 6th — Venoy Overton, 8.5, 2.9

2008-09 (26-9, 14-4 Pac-10) – NCAA

F — Jon Brockman, 14.9, 11.5
 F — Darnell Gant, 3.1, 3.3
 G — Quincy Pondexter, 12.1, 5.9
 G — Justin Dentmon, 14.4, 2.7
 G — Isaiah Thomas, 15.5, 3.0
 6th — Venoy Overton, 5.8, 2.1

2007-08 (16-17, 7-11 Pac-10) – CBI

F — Jon Brockman, 17.8, 11.6
 F — Artem Wallace, 3.2, 2.7
 G — Tim Morris, 7.2, 3.6
 G — Ryan Appleby, 11.2, 1.2
 G — Venoy Overton, 4.9, 1.9
 6th — Justin Dentmon, 9.8, 2.3

2006-07 (19-14, 8-10 Pac-10)

F — Jon Brockman, 14.2, 9.6
 F — Quincy Pondexter, 10.7, 4.0
 F — Spencer Hawes, 14.9, 6.4
 G — Ryan Appleby, 10.5, 1.9
 G — Justin Dentmon, 10.1, 4.0
 6th — Adrian Oliver, 4.7, 3.1

2005-06 (26-7, 13-5 Pac-10) – NCAA

F — Jamaal Williams, 13.8, 4.7
 F — Bobby Jones, 10.4, 4.9
 F — Jon Brockman, 8.4, 6.5
 G — Brandon Roy, 20.2, 5.6
 G — Justin Dentmon, 8.3, 3.5
 6th — Ryan Appleby, 7.9, 1.4

2004-05 (29-6, 14-4 Pac-10) – NCAA

F — Mike Jensen, 6.3, 4.1
 F — Bobby Jones, 11.2, 5.6
 G — Tre Simmons, 16.0, 4.8
 G — Will Conroy, 9.4, 3.3
 G — Nate Robinson, 16.4, 3.9
 6th — Brandon Roy, 12.8, 5.0

2003-04 (19-12, 12-6 Pac-10) – NCAA

F — Mike Jensen, 7.6, 4.5
 F — Bobby Jones, 11.2, 4.9
 G — Brandon Roy, 12.9, 5.3
 G — Will Conroy, 12.3, 2.6
 G — Nate Robinson, 13.2, 3.9
 6th — Tre Simmons, 10.8, 3.4

2002-03 (10-17, 5-13 Pac-10)

F — Doug Wrenn, 12.4, 5.8
 F — Bobby Jones, 5.7, 4.1
 F — Mike Jensen, 5.9, 3.9
 G — Will Conroy, 12.7, 3.6
 G — Nate Robinson, 13.0, 3.9
 6th — Curtis Allen, 9.7, 1.6

2001-02 (11-18, 5-13 Pac-10)

F — Doug Wrenn, 19.5, 6.4
 F — Grant Leep, 7.8, 4.1
 C — David Dixon, 8.4, 7.6
 G — Curtis Allen, 12.0, 2.2
 G — Erroll Knight, 7.1, 2.6
 6th — C.J. Massingale, 5.7, 3.3

2000-01 (10-20, 4-14 Pac-10)

F — Will Perkins, 12.8, 7.2
 F — Thalo Green, 10.9, 5.0
 C — David Dixon, 4.7, 3.2
 G — Curtis Allen, 7.0, 2.0
 G — Michael Johnson, 8.9, 2.7
 6th — Greg Clark, 5.5, 2.2

1999-2000 (10-20, 5-13 Pac-10)

F — Chris Walcott, 9.2, 4.4
 F — Will Perkins, 7.8, 5.9
 G — Deon Luton, 15.1, 3.4
 G — Senque Carey, 10.4, 4.0
 G — Michael Johnson, 9.9, 3.6
 6th — Thalo Green, 6.3, 4.9

1998-99 (17-12, 10-8 Pac-10) – NCAA

F — Thalo Green, 3.7, 2.2
 C — Todd MacCulloch, 18.7, 11.9
 G — Deon Luton, 14.3, 2.1
 G — Donald Watts, 13.1, 3.7
 G — Senque Carey, 8.7, 3.1
 6th — Chris Walcott, 5.5, 2.9

1997-98 (20-10, 11-7 Pac-10) – NCAA

F — Patrick Femerling, 5.7, 6.1
 C — Todd MacCulloch, 18.6, 9.7
 G — Deon Luton, 15.4, 2.3
 G — Donald Watts, 16.9, 3.9
 G — Jan Wooten, 5.6, 2.4
 6th — Thalo Green, 5.3, 2.5

1996-97 (17-11, 10-8 Pac-10) – NIT

F — Mark Sanford, 17.0, 8.0
 C — Todd MacCulloch, 14.2, 7.3
 G — Jamie Booker, 13.3, 4.9
 G — Donald Watts, 8.9, 3.4
 G — Jan Wooten, 5.8, 1.8
 6th — Patrick Femerling, 5.6, 4.5

1995-96 (16-12, 9-9 Pac-10) – NIT

F — Mark Sanford, 16.5, 6.1
 C — Todd MacCulloch, 8.8, 4.8
 G — Jamie Booker, 6.6, 4.3
 G — Bryant Boston, 12.7, 3.0
 G — Jason Hamilton, 7.9, 3.3
 6th — Jason Hartman, 7.1, 3.3

1994-95 (9-18, 5-13 Pac-10)

F — Mark Sanford, 14.5, 5.7
 F — Jamie Booker, 6.8, 3.9
 C — David Hawken, 4.4, 4.6
 G — Bryant Boston, 14.7, 3.2
 G — Jason Hamilton, 7.4, 2.8
 6th — Mike Amos, 9.2, 4.6

1993-94 (5-22, 3-15 Pac-10)

F — Amir Rashad, 11.4, 5.9
 F — Scott Didrickson, 8.5, 3.9
 C — Maurice Woods, 12.4, 5.4
 G — Jason Tyrus, 6.3, 2.2
 G — Michael McClain, 5.6, 2.4
 6th — Sam Allen, 7.1, 3.6

1992-93 (13-14, 7-11 Pac-10)

F — Mark Pope, 12.2, 8.0
 F — Chandler Nairn, 7.4, 2.7
 C — Richard Manning, 17.9, 8.4
 G — Bryant Boston, 6.1, 1.8
 G — Prentiss Perkins, 10.4, 3.1
 6th — Martin Keane, 6.3, 4.6

1991-92 (12-17, 5-13 Pac-10)

F — Mark Pope, 10.3, 8.1
 F — Doug Meekins, 10.4, 4.5
 C — Richard Manning, 16.8, 6.1
 G — Bryant Boston, 5.5, 1.9
 G — Brett Pagett, 4.3, 2.5
 6th — Chandler Nairn, 6.9, 2.5

1990-91 (14-14, 5-13 Pac-10)

F — Doug Meekins, 16.1, 6.5
 F — Dion Brown, 15.5, 7.9
 F — Mike Hayward, 8.5, 4.1
 G — Brent Merritt, 13.0, 4.3
 G — James French, 4.3, 1.3
 6th — Amir Rashad, 4.1, 2.1

1989-90 (11-17, 5-13 Pac-10)

F — Dion Brown, 11.3, 6.6
 F — Mike Hayward, 5.2, 2.8
 C — Mark West, 8.1, 5.2
 G — Brent Merritt, 6.7, 2.6
 G — Eldridge Recasner, 16.2, 3.9
 6th — Doug Meekins, 10.4, 6.2

1988-89 (12-16, 8-10 Pac-10)

F — Dion Brown, 10.9, 5.1
 F — Mike Hayward, 9.6, 4.1
 C — Mark West, 13.0, 6.5
 G — Jeff Sanor, 8.1, 2.3
 G — Eldridge Recasner, 18.1, 3.4
 6th — Todd Lautenbach, 7.7, 3.5

1987-88 (10-19, 5-13 Pac-10)

F — Mike Hayward, 14.0, 5.0
 C — Mark West, 14.0, 6.8
 G — Troy Morrell, 5.3, 1.5
 G — Jeff Sanor, 8.4, 3.6
 G — Eldridge Recasner, 17.0, 3.8
 6th — Todd Lautenbach, 4.6, 2.7

1986-87 (20-15, 10-8 Pac-10) – NIT

F — Kevin Vidato, 4.6, 2.9
 F — Phil Zevenbergen, 15.9, 8.9
 C — Christian Welp, 20.8, 9.0
 G — Greg Hill, 12.6, 2.1
 G — Eldridge Recasner, 8.4, 3.1
 6th — Al Moscatel, 4.0, 2.1

1985-86 (19-12, 13-5 Pac-10) – NCAA

F — Shag Williams, 9.9, 7.2
 F — Paul Fortier, 14.8, 7.2
 C — Christian Welp, 19.4, 8.5
 G — Greg Hill, 11.2, 1.9
 G — Clay Damon, 5.1, 1.6
 6th — Al Moscatel, 6.6, 2.7

1984-85 (22-10, 13-5 Pac-10) – NCAA

F — Detlef Schrempf, 15.8, 8.0
 F — Paul Fortier, 13.2, 6.4
 C — Christian Welp, 13.0, 7.0
 G — Shag Williams, 5.2, 2.8
 G — Clay Damon, 8.9, 1.9
 6th — Gary Gardner, 3.8, 2.5

1983-84 (24-7, 15-3 Pac-10) – NCAA

F — Detlef Schrempf, 16.8, 7.4
 F — Paul Fortier, 9.1, 4.5
 C — Christian Welp, 10.6, 6.2
 G — Shag Williams, 6.1, 3.4
 G — Alvin Vaughn, 7.6, 1.7
 6th — Reggie Rogers, 4.9, 4.0

1982-83 (16-15, 7-11 Pac-10)

F — Darrell Tanner, 12.5, 7.2
 F — Reggie Rogers, 8.4, 5.3
 F — Detlef Schrempf, 10.6, 6.8
 G — Brad Watson, 15.1, 3.5
 G — Alvin Vaughn, 8.9, 2.9
 6th — Paul Fortier, 7.1, 4.9

1981-82 (19-10, 11-7 Pac-10) – NIT

F — Dan Caldwell, 13.6, 6.9
 F — Brad Watson, 10.5, 4.7
 C — Kenny Lyles, 12.9, 5.7
 G — Steve Jackson, 6.0, 3.0
 G — Steve Burks, 12.7, 2.7
 6th — Alvin Vaughn, 4.8, 1.3

ALL-TIME STARTING LINE-UPS

1980-81 (14-13, 8-10 Pac-10)

F — Dan Caldwell, 11.7, 7.9
F — Andra Griffin, 19.4, 5.7
C — Kenny Lyles, 9.0, 7.2
G — Don Vaughn, 6.6, 1.8
G — Bob Fronk, 16.7, 2.1
6th — Steve Burks, 4.7, 1.3

1979-80 (18-10, 9-9 Pac-10) — NIT

F — Stan Walker, 11.6, 5.6
F — Andra Griffin, 10.9, 4.1
G — Don Vaughn, 7.4, 1.8
G — Lorenzo Romar, 9.3, 1.9
G — Bob Fronk, 11.0, 1.7
6th — Petur Gudmundsson, 6.3, 5.6

1978-79 (11-16, 6-12 Pac-10)

F — Stan Walker, 12.6, 5.3
F — Andra Griffin, 11.5, 4.9
C — Petur Gudmundsson, 10.1, 4.8
G — Don Vaughn, 7.4, 1.3
G — Lorenzo Romar, 6.0, 1.4
6th — James Woods, 8.1, 7.3

1977-78 (14-13, 6-8 Pac-8)

F — Stan Walker, 10.3, 5.3
F — Andra Griffin, 6.5, 2.7
C — James Woods, 8.7, 8.1
G — Mike Neill, 11.5, 2.2
G — Bob Fronk, 4.7, 1.1
6th — Kim Stewart, 14.7, 8.9

1976-77 (17-10, 8-6 Pac-8)

F — Stan Walker, 8.7, 4.2
F — Kim Stewart, 13.4, 9.3
C — James Edwards, 20.9, 10.4
G — Mike Neill, 8.8, 2.6
G — Chester Dorsey, 9.0, 2.0
6th — Steve Matzen, 3.9, 1.2

1975-76 (23-5, 10-4 Pac-8) — NCAA

F — Lars Hansen, 14.2, 7.5
F — Kim Stewart, 9.1, 6.3
C — James Edwards, 17.6, 7.1
G — Clarence Ramsey, 15.8, 2.9
G — Chester Dorsey, 5.8, 2.4
6th — Ken Lombard, 5.5, 3.4

1974-75 (16-10, 6-8 Pac-8)

F — Larry Jackson, 12.8, 6.1
F — Larry Pounds, 11.4, 6.5
C — James Edwards, 12.3, 7.5
G — Clarence Ramsey, 17.8, 4.5
G — Chester Dorsey, 4.9, 2.5
6th — Lars Hansen, 10.3, 6.2

1973-74 (16-10, 7-7 Pac-8)

F — Ray Price, 14.5, 6.8
F — Larry Pounds, 16.7, 9.2
C — James Edwards, 6.8, 4.6
G — Clarence Ramsey, 16.1, 4.0
G — Ron Williams, 6.3, 2.5
6th — Lars Hansen, 6.8, 5.8

1972-73 (18-11, 6-8 Pac-8)

F — Ray Price, 15.6, 9.1
F — Reggie Ball, 10.9, 7.8
C — Lars Hansen, 7.1, 5.4
G — Louie Nelson, 23.0, 4.0
G — Ron Williams, 8.0, 3.1
6th — Jeff Hawes, 3.8, 3.4

1971-72 (20-6, 10-4 Pac-8)

F — Ray Price, 9.1, 4.7
F — Reggie Ball, 9.2, 6.5
C — Steve Hawes, 21.0, 14.0
G — Charles Dudley, 16.5, 4.6
G — Louie Nelson, 15.1, 3.8
6th — Paul Tillman, 5.6, 3.7

1970-71 (15-13, 6-8 Pac-8)

F — Paul Tillman, 6.8, 4.0
F — Reggie Ball, 8.6, 7.0
C — Steve Hawes, 20.8, 14.8
G — Charles Dudley, 7.1, 2.1
G — Louie Nelson, 15.9, 4.4
6th — Dave Willenborg, 8.8, 2.4

1969-70 (17-9, 7-7 Pac-8)

F — George Irvine, 20.0, 6.7
F — Pat Woolcock, 8.4, 4.3
C — Steve Hawes, 20.2, 10.2
G — Dave Willenborg, 8.6, 3.4
G — Rafael Stone, 6.4, 2.9
6th — Jay Bond, 6.1, 4.7

1968-69 (13-13, 6-8 Pac-8)

F — George Irvine, 15.6, 7.5
F — Pat Woolcock, 9.0, 4.8
C — Jay Bond, 13.4, 7.1
G — Dave Willenborg, 6.0, 2.3
G — Rafael Stone, 6.6, 2.4
6th — Dave West, 6.2, 1.0

1967-68 (12-14, 4-10 Pac-8)

F — George Irvine, 15.0, 7.6
F — Dave Carr, 20.0, 7.6
C — Jay Bond, 12.3, 7.5
G — Dave West, 8.1, 2.3
G — Rafael Stone, 5.2, 2.9
6th — Pat Woolcock, 5.9, 3.2

1966-67 (13-12, 6-8 Pac-8)

F — Dave Hovde, 10.2, 9.6
F — Dave Carr, 14.8, 7.5
C — Gordy Harris, 16.8, 8.3
G — Rick Slettedahl, 7.9, 2.5
G — Gary Ostenson, 8.5, 2.0
6th — Doug Westlake, 6.6, 1.7

1965-66 (10-15, 4-10 Pac-8)

F — Dave Hovde, 10.4, 8.9
F — Bruce Brickner, 8.2, 7.3
C — Gordy Harris, 17.4, 7.9
G — Doug Westlake, 8.8, 3.4
G — Steve Olsen, 10.8, 3.4
6th — Dave Carr, 7.5, 4.6

1964-65 (10-16, 5-9 Big 6)

F — Lynn Nance, 17.5, 9.4
F — Jim Hermann, 6.6, 3.1
C — Gordy Harris, 8.0, 8.3
G — Bruce Brickner, 8.9, 7.0
G — Steve Olsen, 10.5, 3.0
6th — Bob Johnson, 6.6, 4.8

1963-64 (9-17, 5-10 Big 6)

F — Lynn Nance, 9.1, 4.9
F — Steve Wilson, 9.4, 4.9
C — Clint Peebles, 12.1, 7.7
G — Henry Mathwes, 5.4, n/a
G — Bob Flowers, 3.7, n/a
6th — Bruce Brickner, 6.9, 5.0

1962-63 (13-13, 6-6 Big 6)

F — Ed Corell, 14.1, 10.3
F — Steve Wilson, 9.7, 7.5
C — Dale Easley, 15.2, 8.4
G — Charlie Hart, 6.6, 3.0
G — Larry Sharp, 2.3, 1.3
6th — Clint Peebles, 3.8, 2.7

1961-62 (16-10, 5-7 Big 5)

F — Ed Corell, 11.9, 11.4
F — Roger Niva, 10.0, 6.0
C — Bill Hanson, 20.8, 9.6
G — Keith Brown, 6.7, 4.3
G — Dick Reiten, 6.0, 1.4
6th — Dale Easley, 4.2, 2.6

1960-61 (13-13, 6-6 Big 5)

F — Ed Corell, 7.6, 7.8
F — Roger Niva, 9.2, 5.9
C — Bill Hanson, 16.3, 6.8
G — Clint Names, 12.2, 4.3
G — Lyle Bakken, 4.0, 2.3
6th — Earle Irvine, 5.6, 3.3

1959-60 (15-13, 2-9 Big 5)

F — Roger Niva, 9.1, 6.4
F — Lyle Bakken, 6.6, 4.3
C — Bill Hanson, 16.4, 8.1
G — Clint Names, 11.6, 4.2
G — George Grant, 7.6, 3.4
6th — Al Murphy, 4.4, 3.0

1958-59 (18-8, 11-5 PCC)

F — Bruno Boin, 15.2, 11.6
F — Earle Irvine, 9.3, 5.3
C — Doug Smart, 17.6, 14.3
G — John Pariseau, 6.9, 1.8
G — Al Murphy, 3.8, 3.9
6th — George Grant, 5.5, 2.4

1957-58 (8-18, 5-11 PCC)

F — Earle Irvine, 6.9, 5.8
F — Bill Stady, 5.6, 4.2
C — Doug Smart, 20.3, 13.4
G — Al Murphy, 5.7, 5.6
G — Dick Crews, 5.0, 3.2
6th — Ron Crowe, 3.4, 1.2

1956-57 (17-9, 13-3 PCC)

F — Doug Smart, 19.0, 7.9
F — Bill Stady, 6.1, 5.3
C — Bruno Boin, 18.9, 7.4
G — Don Sunitsch, 4.3, 1.9
G — Don Dorland, 4.6, 1.8
6th — Dick Crews, 3.2, 2.7

1955-56 (15-11, 11-5 PCC)

F — Jim Coshow, 12.0, 7.0
F — Ron Olsen, 4.3, 5.0
C — Bruno Boin, 17.2, 9.5
G — Doyle Perkins, 10.2, 3.6
G — Ron Patnoe, 7.3, 2.4
6th — John Tuft, 5.0, 2.5

1954-55 (13-12, 7-9 PCC)

F — Karl Voegtlin, 9.2, 5.5
F — Ron Olsen, 6.2, 5.3
C — Dean Parsons, 19.2, 7.9
G — Doyle Perkins, 9.3, 3.1
G — Jerry Johnson, 4.2, 3.1
6th — Jim Coshow, 8.3, 7.9

1953-54 (8-18, 7-9 PCC)

F — Karl Voegtlin, 9.2, 4.8
F — Don Tripp, 10.3, 4.1
C — Dean Parsons, 16.5, 7.0
G — Doyle Perkins, 7.0, 2.1
G — Jerry Johnson, 4.5, 3.7
6th — Jim Coshow, 6.5, 5.7

1952-53 (28-3, 15-1 PCC) — NCAA

F — Mike McCutchen, 9.8, 6.2
F — Doug McClary, 7.0, 10.5
C — Bob Houbregs, 25.6, 11.5
G — Joe Cipriano, 12.8, 3.0
G — Charlie Koon, 7.8, 3.7
6th — Dean Parsons, 4.7, 5.0

1951-52 (25-6, 14-2 PCC)

F — Frank Guisness, 12.2, n/a
F — Duane Enochs, 5.8, n/a
C — Bob Houbregs, 18.6, n/a
G — Joe Cipriano, 9.1, n/a
G — Mike McCutchen, 7.5, n/a
6th — Doug McClary, 5.4, n/a

UW Victories By-the-Numbers

Victory	Year	Opponent, Score	UW Coach	Site
1	1896	Seattle YMCA (Unknown)	no coach	Seattle
50	1911	Whitman (29-20)	Warner Williams	Corvallis
100	1915	Oregon (32-15)	Anthony Savage	Seattle
150	1921	Washington State (26-24)	Hec Edmundson	Pullman
200	1925	Christian Church (39-13)	Hec Edmundson	Seattle
250	1928	Idaho (27-19)	Hec Edmundson	Seattle
300	1931	de Neff's Oregonians (63-14)	Hec Edmundson	Seattle
350	1933	Meiji-Japan (88-26)	Hec Edmundson	Seattle
400	1935	Oregon (39-27)	Hec Edmundson	Seattle
450	1938	Idaho (38-28)	Hec Edmundson	Seattle
500	1941	Western Washington (58-37)	Hec Edmundson	Bellingham
550	1943	USC (52-45)	Hec Edmundson	Seattle
600	1946	British Columbia (69-66)	Hec Edmundson	Victoria
650	1949	Sand Point NAS (79-34)	Art McLarney	Seattle
700	1951	BYU (80-67)	Tippy Dye	Kansas City
750	1956	Baylor (71-62)	Tippy Dye	Moscow
800	1959	Oregon (79-60)	Tippy Dye	Seattle
850	1962	Idaho (55-54)	John Grayson	Seattle
900	1967	Montana (95-79)	Mac Duckworth	Seattle
950	1971	Navy (80-69)	Tex Winter	Palo Alto
1000	1974	Montana State (107-76)	Marv Harshman	Seattle
1050	1976	USC (91-79)	Marv Harshman	Seattle
1100	1980	Gonzaga (63-59)	Marv Harshman	Seattle
1150	1983	Gonzaga (49-48)	Marv Harshman	Seattle
1200	1985	Oregon (88-62)	Marv Harshman	Seattle
1250	1988	Portland (73-63)	Andy Russo	Seattle
1300	1992	Jacksonville (65-63)	Lynn Nance	Seattle
1350	1996	Oregon State (50-40)	Bob Bender	Seattle
1400	1999	USC (85-83)	Bob Bender	Seattle
1450	2004	Oregon State (103-99 ot)	Lorenzo Romar	Corvallis
1500	2006	New Mexico (81-71)	Lorenzo Romar	Anaheim
1550	2008	UCLA (71-61)	Lorenzo Romar	Seattle
1600	2010	San Francisco (86-71)	Lorenzo Romar	Seattle
1650	2012	Utah (57-53)	Lorenzo Romar	Salt Lake

Washington's 100-Point Games (41)

Score	Opponent	Site	Date
130-67	Chico State	Seattle	Dec. 1, 1992
123-76	Seattle U	Hec Ed	Jan. 26, 2010
118-51	Morgan State	Seattle	Nov. 13, 2005
118-64	McNeese State	Seattle	Nov. 13, 2010
117-90	Grambling	Seattle	Dec. 27, 1974
115-80	Portland	Seattle	Nov. 24, 1990
114-94	LaSalle	San Diego	Dec. 29, 1976
114-53	Sacred Heart	Seattle	Dec. 22, 2004
113-79	Montana State	Seattle	Dec. 12, 1975
112-65	Loyola Marymount	Seattle	Nov. 25, 2005
111-52	Hawaii	Seattle	Jan. 28, 1966
111-55	Portland State	Seattle	Nov. 15, 2009
110-80	Lewis-Clark	Seattle	Dec. 4, 1980
110-76	Boise State	Seattle	Dec. 6, 1974
110-63	Houston	Seattle	Dec. 24, 2004
109-77	California	Seattle	Feb. 10, 2011
108-68	Oregon State	Seattle	Jan. 15, 2005
108-79	Texas Tech	Seattle	Dec. 4, 2010
107-76	Montana State	Seattle	Nov. 30, 1973
106-75	Seattle University	Seattle	Jan. 3, 1976
106-73	California	Berkeley	Mar. 3, 2005
105-58	Idaho	Seattle	Dec. 2, 1969
105-84	USC	Seattle	Mar. 2, 1956

105-73	Portland State	Seattle	Dec. 16, 2006
104-91	Eastern Washington	Seattle	Nov. 29, 2003
103-70	Washington State	Pullman	Feb. 1, 1975
103-81	UCLA	Seattle	Feb. 22, 1975
103-72	Oregon State	Seattle	Jan. 8, 2011
103-84	Oregon	Seattle	Feb. 14, 2009
103-99 (ot)	Oregon State	Corvallis	Jan. 17, 2004
102-91	Oregon	Seattle	Jan. 22, 1981
102-68	Wichita State	Wichita	Dec. 15, 1972
102-74	Nicholls State	Seattle	Nov. 13, 2006
102-75	Long Beach State	Seattle	Nov. 30, 2011
101-85	Portland State	Seattle	Dec. 3, 1971
101-86	USC	Los Angeles	Jan. 29, 1998
100-75	Dartmouth	Portland	Dec. 29, 1971
100-80	Michigan	Portland	Dec. 30, 1971
100-7	Coll. Puget Sound	Seattle	Jan. 4, 1921
100-102	UAB	Columbus	Mar. 19, 2004
100-93	Loyola Marymount	Los Angeles	Dec. 12, 2004

Opponents' 100-Point Games (21)

Score	Opponent	Site	Date
120-90	Arizona State	Tempe	Dec. 22, 1988
116-61	Arizona	Tucson	Dec. 20, 1988
112-81	Arizona	Tucson	Feb. 5, 1998
110-71	Arizona	Seattle	Dec. 20, 1987
110-91	Arizona	Seattle	Jan. 10, 1998
109-70	UCLA	Los Angeles	Feb. 12, 1972
106-66	Oregon State	Seattle	Feb. 18, 1989
106-69	USC	Los Angeles	Feb. 25, 1967
105-94	UCLA	Los Angeles	Jan. 31, 1998
105-60	Stanford	Palo Alto	Jan. 19, 2002
104-64	UCLA	Los Angeles	Feb. 18, 1978
104-83	Texas	Austin	Nov. 20, 1991
103-82	Arizona	Tucson	Mar. 2, 1997
102-100	UAB	Columbus	Mar. 19, 2004
101-76	Oregon	Eugene	Mar. 5, 1971
101-85	UCLA	Los Angeles	Feb. 14, 1970
101-78	UCLA	Los Angeles	Feb. 23, 1989
100-48	UCLA	Seattle	Jan. 5, 1974
100-83	UCLA	Seattle	Feb. 19, 1972
100-71	UCLA	Los Angeles	Feb. 12, 1966
106-97	Arizona	Tucson	Jan. 29, 2009



Lorenzo Romar's team earned the 1,550th win in school history against UCLA in 2008.

FRESHMAN RECORDS

Points

No.	Player	Year	Pts.	Avg.
1.	Tony Wroten	2012	559	16.0
2.	Isaiah Thomas	2009	541	15.5
3.	Spencer Hawes	2007	461	14.9
4.	Mike Hayward	1988	406	14.0
5.	Mark Sanford	1995	378	14.5
6.	Quincy Pondexter	2007	342	10.7
7.	Chris Welp	1984	328	16.8
8.	Mark Pope	1992	300	10.3
	Nate Robinson	2003	300	13.0
10.	Eldridge Recasner	1987	294	8.4

Rebounds

No.	Player	Year	Reb.	Avg.
1.	Mark Pope	1992	234	8.1
2.	Jon Brockman	2005	215	6.5
3.	Chris Welp	1984	192	6.2
4.	Tony Wroten	2012	176	5.0
5.	Desmond Simmons	2012	169	4.8
6.	Reggie Rogers	1983	163	5.3
7.	Spencer Hawes	2007	152	6.2
8.	Mark Sanford	1995	149	5.7
9.	Mike Hayward	1988	145	5.0
10.	Paul Fortier	1983	141	4.9

Field Goal Percentage

(minimum 50 attempts)

No.	Player	Year	Pct.	Fg-Att.
1.	Todd MacCulloch	1996	.675	104-154
2.	Mark Pope	1992	.579	110-190
3.	Chris Welp	1984	.570	135-237
4.	Anthony Washington	2003	.556	40-72
5.	Mike Neill	1976	.545	61-112
6.	Thalo Green	1998	.536	67-125
7.	Jon Brockman	2005	.518	116-224
8.	Todd Lautenbach	1988	.515	52-101
9.	Ron Caldwell	1987	.511	46-90
10.	Lars Hansen	1973	.508	63-124
	Joel Smith	2005	.508	60-118

Free Throw Percentage (min. 25 attempts)

No.	Player	Year	Pct.	Ft-Att.
1.	Don Vaughn	1978	.897	52-58
2.	Steve Matzen	1977	.889	32-36
3.	Bob Fronk	1978	.883	35-42
4.	Quentin Youngblood	1990	.821	23-28
5.	Justin Dentmon	2005	.814	96-118
6.	Mike Hayward	1988	.807	113-140
7.	C.J. Wilcox	2011	.806	25-31
8.	Mark Pope	1992	.804	74-92
9.	Chester Dorsey	1974	.800	60-74
10.	Dan Dickau	1998	.795	31-39

Minutes

No.	Player	Year	Min.	Avg.
1.	Eldridge Recasner	1987	1,124	32.1
2.	Tony Wroten	2012	1,062	30.3
3.	Isaiah Thomas	2009	993	28.4
4.	Chris Welp	1984	947	30.5
5.	Justin Dentmon	2005	913	27.7
6.	Mike Hayward	1988	895	30.9
7.	Mark Pope	1992	877	30.2
8.	Jon Brockman	2005	794	24.1
9.	Reggie Rogers	1983	770	24.8
10.	Andrew Andrews	2013	766	24.7

Assists


No.	Player	Year	Ast.	Avg.
1.	Tony Wroten	2012	130	3.7
2.	Justin Dentmon	2005	124	3.8
3.	Venoy Overton	2008	107	3.2
4.	Eldridge Recasner	1987	103	2.9
5.	Senque Carey	1999	94	3.2
6.	Isaiah Thomas	2009	91	2.6
7.	James French	1991	88	3.1
8.	Abdul Gaddy	2010	81	2.3
9.	Andrew Andrews	2013	72	2.3
10.	Adrian Oliver	2007	71	2.2

Steals


No.	Player	Year	Stl.	Avg.
1.	Tony Wroten	2012	66	1.89
2.	Justin Dentmon	2005	52	1.58
3.	Venoy Overton	2008	45	1.36
4.	Isaiah Thomas	2009	38	1.09
5.	Jon Brockman	2005	35	1.06
6.	Eldridge Recasner	1987	31	0.89
	James French	1991	31	1.11
8.	Curtis Allen	2001	29	1.00
	Desmond Simmons	2012	29	0.83
10.	Reggie Rogers	1983	28	0.90

Blocks

No.	Player	Year	Blk.	Avg.
1.	Spencer Hawes	2007	54	1.74
2.	Todd MacCulloch	1996	32	1.14
3.	Jeffrey Day	2002	30	1.07
4.	Chris Welp	1984	28	0.90
5.	Tyreese Breshers	2010	26	0.76
6.	Petur Gudmundson	1978	24	0.92
7.	Reggie Rogers	1983	21	0.68
8.	Mark Sanford	1995	18	0.69
	M. Bryan-Amaning	2008	18	0.54
10.	Mark Pope	1992	17	0.59



Tony Wroten



Spencer Hawes



Justin Dentmon

Opponent High Games

Points

No	Player	School	Date	Pts.
1.	John Block	USC	2/11/66	45
2.	Wally Szczerbiak	Miami (Ohio)	3/12/99	43
	Adam Morrison	Gonzaga	12/4/05	43
	Klay Thompson	Washington St.	3/10/11	43
5.	John Green	UCLA	2/27/60	38
	Lew Alcindor	UCLA	1/6/68	38
	Stuart House	Washington St.	1/5/80	38
	Steve Johnson	Oregon State	1/24/81	38
9.	Lew Alcindor	UCLA	2/24/67	37
	Brian Jackson	Utah State	12/20/80	37
	Craig Ehlo	Washington St.	3/12/83	37
	Mario Bennett	Arizona State	3/2/95	37
	Salim Stoudamire	Arizona	3/12/05	37
	Taylor Haws	BYU	3/19/13	37

Rebounds

No	Player	School	Date	Reb
1.	Mel Counts	Oregon State	12/8/62	25
2.	Bill Walton	UCLA	2/12/72	24
3.	David Greenwood	UCLA	1/6/78	23
4.	Ansley Truitt	California	2/13/71	21
	Bill Walton	UCLA	2/12/73	21
6.	Bob Presley	California	2/9/68	20
	Ken Gardner	Utah	12/29/70	20
	Tommy Barker	Hawaii	1/24/76	20
	Mark McNamara	California	1/16/82	20
	Mark Madsen	Stanford	2/26/00	20

Points Scored

Team 120, Arizona State, 12/22/88 (120-90)

Individual 45, John Block, USC, 2/11/66

Field Goals Made

Team 46, Arizona, 2/5/98

Individual 18, Adam Morrison, Gonzaga, 12/4/06 (18-29)
18, Wally Szczerbiak, Miami (OH), 3/12/99 (18-33)

Field Goals Attempted

Team 91, UCLA, 2/12/72 (44-91)

Individual 33, Wally Szczerbiak, Miami (OH), 3/12/99 (18-33)

Field Goals Percentage

Team .700 (42-60), Arizona, 12/20/87

Individual (min. 10 att.) .900 (9-10), Ronnie Coleman, USC, 2/1/88
.900 (9-10), Derrick Pope, Montana, 1/3/82
.900 (9-10), Kiki Vandeweghe, UCLA, 1/27/79
.900 (9-10), Kevin Bookout, Oklahoma, 11/26/04
.900 (9-10), Solomon Hill, Arizona, 1/28/12

3-point Field Goals Made (since 1987)

Team 14, Oregon, 1/23/03

14, Oregon, 2/14/08

Individual 8, Klay Thompson, Washington State, 3/10/11

3-point Field Goals Attempted (since 1987)

Team 32, Oregon, 1/17/08

Individual 14, Chamberlain Oguchi, Oregon, 3/9/06

14, Gabe Pruitt, USC, 1/12/06

14, Mike Redhair, Arizona State, 3/8/90

14, Reggie Miller, UCLA, 1/29/87

14, Adam Spanich, USC, 1/29/98

14, Klay Thompson, Washington State, 3/10/11

Assists

No	Player	School	Date	Ast
1.	B.J. Tyler	Texas	11/20/91	14
	Kendall Marshall	North Carolina	3/20/11	14
3.	Freddie Boyd	Oregon State	3/4/72	13
	Andre McCarter	UCLA	1/9/75	13
	Gary Payton	Oregon State	2/18/89	13
	Pooh Richardson	UCLA	2/23/89	13

Steals

No	Player	School	Date	Stl
1.	Lafayette Lever	Arizona State	2/9/81	8
	Jason Kidd	California	1/28/93	8
	Keith Higgins	Colorado	2/22/95	8
4.	Lafayette Lever	Arizona State	1/10/81	7
	Ronn McMahon	E. Washington	12/13/89	7
	Roderick Taylor	Jackson State	12/4/95	7
	Jeff Trepagnier	Arizona State	3/9/00	7
	Roland Hannah	New Mexico	1/2/00	7
	Alvin Snow	E. Washington	12/14/02	7
	Alex Bausley	Sacramento State	11/19/06	7

Blocks

No	Player	School	Date	Blk
1.	Anwar Ferguson	Houston	12/20/03	8
2.	Gig Sims	UCLA	2/18/78	7
	James Donaldson	Washington St.	3/4/78	7
	Kurt Nimphius	Arizona State	3/3/79	7
	Todd Anderson	Washington St.	1/9/88	7
	Jelani McCoy	UCLA	3/7/96	7

Turnovers

No	Player	School	Date	TO
1.	Frank Oleynick	Seattle U.	1/26/74	15
2.	Toby Bailey	UCLA	1/6/96	12
3.	Marvin Roberts	Utah State	12/7/68	11
	Rickie Hawthorne	California	2/15/75	11
5.	Levi Phillips	West Virginia	12/27/73	10
	Mike Davis	Bradley	12/28/74	10
	Cliff Robinson	USC	1/7/78	10
	James Donaldson	Washington St.	1/28/78	10
	Jheryl Wilson	New Jersey Tech	11/13/07	10

3-point Field Goal Percentage (since 1987)

Team (min. 5 att.) .857 (6-7), Oregon, 1/22/87

(min. 10 att.) .786 (11-14), Oregon, 12/20/87

Individual (min. 5 att.) .857 (6-7), James Davis, Oregon, 1/23/03

Free Throws Made

Team 41, Arizona, 1/29/09 (41-51)

Individual 21, John Block, USC, 2/11/66 (21-21)

Free Throws Attempted

Team 54, Oregon, 2/10/04 (33-54)

Individual 25, Marv Roberts, Utah State, 12/13/69 (14-25)

Free Throw Percentage

Team (min. 10 att.) .967 (29-30), USC, 1964

Individual 1.000 (21-21), John Block, USC, 2/11/66

Rebounds

Team 66, California, 1/12/70

Individual 25, Mel Counts, Oregon State, 12/8/62

Assists (not kept prior to 1970)

Team 39, UCLA, 2/16/73

Individual 14, B.J. Tyler, Texas, 11/20/91

14, Kendall Marshall, North Carolina, 3/20/11

Steals (not kept prior to 1976)

Team 21, USC, 1/6/02

Individual 8, Keith Higgins, Colorado, 2/22/95

8, Jason Kidd, California, 1/28/93

8, Lafayette Lever, Arizona State, 2/9/81

Blocked Shots (not kept prior to 1976)

Team 13, Arizona State, 1/9/03

Individual 8, Anwar Ferguson, Houston, 12/20/03

12, Michael Mann, Stanford, 1/8/72 (before official blocks kept)

Most Turnovers

Team 36, Morgan State, 11/13/05

Individual 15, Frank Oleynick, Seattle University, 1/26/74

YEAR-BY-YEAR STATISTICS

Year	FG %	Opp FG%	3PT %	FT %	Rebs	Opp Reb	Reb. Diff.	Points	Opp Pts	Point Diff.	TO	OPP TO	AST	STL
2013	.436	.433	.343	.683	36.4	32.4	+4.0	67.9	67.2	+0.7	13.2	<u>12.3</u>	11.9	5.2
2012	.448	.422	.343	.623	40.1	34.9	+5.2	75.6	70.1	+5.5	13.1	13.8	13.6	6.7
2011	.469	.418	.371	.674	39.1	34.8	+4.2	83.1	70.7	+12.4	<u>12.2</u>	14.8	16.9	6.7
2010	.454	.421	.336	.720	37.9	34.3	+3.6	79.2	70.0	+9.2	12.8	16.1	14.3	7.3
2009	.457	.418	.337	.700	41.1	32.9	+8.2	78.6	69.5	+9.1	14.7	14.9	13.1	7.4
2008	.452	.451	.351	.586	38.1	32.0	+6.1	73.2	70.8	+2.4	13.8	15.0	13.9	6.5
2007	.466	.451	.368	.724	38.2	29.3	+ 8.9	76.5	73.0	+ 3.5	15.7	13.9	15.2	5.5
2006	.471	.436	.365	.749	37.3	31.4	+ 5.9	82.0	69.9	+ 12.1	14.7	17.9	16.0	8.3
2005	.485	.454	.384	.733	37.3	33.3	+ 4.0	86.5	74.2	+ 12.3	14.3	17.9	18.9	8.2
2004	.466	.465	.353	.713	35.6	35.8	- 0.2	82.0	79.0	+ 3.0	15.2	17.0	16.2	7.3
2003	.434	.453	.341	.664	34.4	37.4	- 3.0	72.4	75.0	- 2.6	15.7	17.4	13.6	6.5
2002	.440	.441	.369	.670	36.3	37.1	- 0.8	72.0	77.1	- 5.1	17.3	13.7	13.4	5.6
2001	.415	.467	.306	<u>.575</u>	35.9	38.8	- 2.9	67.6	76.6	- <u>9.0</u>	17.7	16.8	13.5	6.5
2000	.412	.442	.342	.662	35.1	38.9	- 3.8	66.0	72.8	- 6.8	16.6	15.6	13.3	6.7
1999	.477	.432	.348	.667	35.5	34.3	+ 1.2	74.2	71.5	+ 2.7	16.3	13.9	15.3	6.5
1998	.488	.462	.353	.694	35.5	33.1	+ 2.4	78.6	76.6	+ 2.0	17.6	16.1	15.4	6.5
1997	.483	.442	.365	.698	37.1	30.9	+ 6.2	75.2	72.3	+ 2.9	20.6	16.9	16.9	7.4
1996	.436	.439	.342	.624	35.1	35.4	- 0.3	70.0	67.5	+ 2.5	17.6	19.7	15.0	9.6
1995	.417	.462	.303	.660	33.5	37.3	- 3.8	66.9	70.7	- 3.8	18.1	20.6	15.2	10.0
1994	.408	.458	<u>.287</u>	.623	34.4	36.0	- 1.6	61.9	70.1	- 8.2	18.6	15.2	12.7	5.9
1993	.454	.427	.298	.728	36.9	33.9	+ 3.0	71.1	68.9	+ 2.2	15.6	15.1	13.1	7.3
1992	.454	.443	.290	.706	34.4	31.4	+ 3.0	65.9	67.7	- 1.8	16.0	14.9	13.9	7.4
1991	.462	.456	.371	.679	32.9	30.9	+ 2.0	67.6	67.7	- 0.1	16.8	15.4	13.6	7.9
1990	.460	.456	.326	.741	32.9	27.5	+ 5.4	63.8	65.1	- 1.3	15.2	13.0	12.3	5.4
1989	.492	.511	.401	.699	30.6	34.0	- 3.4	75.6	82.5	- 6.9	18.3	15.9	16.0	6.8
1988	.479	.498	.392	.715	<u>30.4</u>	32.9	- 2.5	70.1	74.9	- 4.8	16.3	15.3	14.6	6.9
1987	.491	.451	.366	.708	37.2	32.5	+ 4.7	75.0	71.4	+ 3.6	16.8	14.4	15.5	6.3
1986	.490	.464	—	.672	37.0	33.1	+ 3.9	72.1	69.0	+ 3.1	15.9	15.4	16.6	6.3
1985	.517	.432	—	.650	34.3	<u>26.9</u>	+ 7.4	64.9	58.8	+ 6.1	15.6	13.4	15.6	6.1
1984	.484	.436	—	.643	33.8	30.3	+ 3.5	64.6	58.7	+ 5.9	13.9	15.9	14.2	6.1
1983	.438	.479	—	.675	38.5	35.9	+ 2.6	65.6	66.4	- 0.8	14.9	16.6	13.3	6.2
1982	.506	.480	—	.672	32.9	31.6	+ 1.3	67.0	63.0	+ 4.0	14.3	15.7	15.0	6.2
1981	.499	.495	—	.721	37.3	38.1	- 0.8	77.3	77.1	+ 0.2	16.9	16.2	16.7	6.7
1980	.491	.458	—	.709	39.3	36.2	+ 3.1	74.6	69.5	+ 5.1	16.3	17.4	15.9	6.4
1979	.459	.480	—	.702	35.2	38.2	- 3.0	66.7	68.1	- 1.4	16.6	17.4	15.2	6.5
1978	.450	.442	—	.683	40.4	42.1	- 1.7	71.1	70.6	+ 0.5	17.7	17.8	16.4	5.4
1977	.456	.453	—	.686	41.9	39.2	+ 2.7	73.6	69.1	+ 4.5	15.6	17.9	14.7	6.2
1976	.508	.436	—	.678	42.4	37.3	+ 5.1	80.2	68.8	+ 11.4	16.2	18.0	22.6	—
1975	.464	.433	—	.633	49.2	43.3	+ 5.9	80.9	73.4	+ 7.5	—	—	—	—
1974	.458	.454	—	.690	45.0	42.5	+ 2.5	77.9	77.3	+ 0.6	—	—	—	—
1973	.454	.407	—	.710	45.7	44.4	+ 1.3	75.2	71.1	+ 4.1	—	—	—	—
1972	.476	.421	—	.715	48.8	45.5	+ 3.3	84.8	77.6	+ 7.2	—	—	—	—
1971	.442	.453	—	.659	47.3	44.0	+ 3.3	78.1	76.9	+ 1.2	—	—	—	—
1970	.467	.433	—	.689	43.7	41.8	+ 1.9	75.8	71.5	+ 4.3	—	—	—	—
1969	.438	.446	—	.613	38.4	42.8	- <u>4.4</u>	64.5	64.6	- 0.1	—	—	—	—
1968	.431	.428	—	.706	45.0	46.3	- 1.3	76.2	76.5	- 0.3	—	—	—	—
1967	.436	.449	—	.681	46.0	43.7	+ 2.3	74.9	77.7	- 2.8	—	—	—	—
1966	.421	.416	—	.609	46.9	45.2	+ 1.7	69.8	70.8	- 1.0	—	—	—	—
1965	.412	.403	—	.665	45.3	46.1	- 0.8	70.2	70.6	- 0.4	—	—	—	—
1964	.395	.396	—	.626	44.3	43.7	+ 0.6	59.6	66.8	- 7.2	—	—	—	—
1963	.395	.349	—	.683	42.3	42.6	- 0.3	<u>56.4</u>	59.2	- 2.8	—	—	—	—
1962	.419	.352	—	.697	46.4	47.9	- 1.5	66.0	61.0	+ 5.0	—	—	—	—
1961	.407	.354	—	.719	41.2	37.1	+ 4.1	60.8	59.7	+ 1.1	—	—	—	—
1960	.421	.359	—	.679	39.9	42.9	- 3.0	59.9	<u>58.6</u>	+ 1.3	—	—	—	—
1959	.411	.342	—	.692	47.5	42.4	+ 5.1	67.2	61.3	+ 5.9	—	—	—	—
1958	.355	.364	—	.601	40.8	42.6	- 1.8	57.7	63.0	- 5.3	—	—	—	—
1957	.397	.344	—	.652	42.0	42.3	- 0.3	67.9	65.3	+ 2.6	—	—	—	—
1956	.346	.350	—	.701	45.5	43.9	+ 1.6	67.5	64.0	+ 3.5	—	—	—	—
1955	.342	<u>.304</u>	—	.685	45.6	39.8	+ 5.8	66.1	60.6	+ 5.5	—	—	—	—
1954	<u>.331</u>	.351	—	.614	39.3	39.9	- 0.6	62.0	66.5	- 4.5	—	—	—	—
1953	.390	.306	—	.705	43.3	34.4	+ 8.9	72.3	59.1	+ 13.2	—	—	—	—

Highest season figures are denoted by **bold type**

Lowest season figures are denoted by underline

UW Record Against . . .

All-Time Top 25 Opponents:	87-231
Home:	62-87
Away:	11-111
Neutral:	12-34
All-Time Top-10 Opponents:	33-123
Home:	30-49
Away:	1-53
Neutral:	2-21
No. 1-Ranked Opponents:	2-26
Home:	2-14
Away:	0-10
Neutral:	0-2
Last win vs. #1: UW 75, Stanford 62, Mar. 6, 2004	
Last meeting vs. #1: UCLA 96, UW 74, Dec. 31, 2006	
Defending NCAA Champions:	2-31
(UW 69, Louisville 54; Nov. 29, 1986)	
(UW 39, Oregon 31; Jan. 19, 1940)	
NCAA Champions (year they won it):	2-32
(UW 92, Arizona 88; Feb. 2, 1997)	
(UW 103, UCLA 81; Feb. 22, 197)	
Last meeting: Connecticut 69, UW 48 Dec. 1, 1998	
NCAA Runners-Up (same year):	6-17
Final Four Teams (same year):	13-78
Defending Final Four Teams (year after):	23-61

UW vs. Top-10 Opponents

Jan. 31, 2013	#8 Arizona 57, UW 53
Nov. 18, 2012	vs. #4 Ohio State 77, UW 66
Dec. 10, 2011	vs. #7 Duke 86, UW 80
Mar. 20, 2011	vs. #7 North Carolina 86, UW 83
Nov. 24, 2010	vs. #2 Michigan State 76, UW 71
Nov. 23, 2010	vs. #8 Kentucky 74, UW 67
Mar. 25, 2010	vs. #6 West Virginia 69, UW 56
Mar. 20, 2010	UW 82, vs. #8 New Mexico 64
Feb. 28, 2008	at #8 Stanford 82, UW 79
Feb. 10, 2008	UW 71, #5 UCLA 71
Jan. 10, 2008	at #5 UCLA 69, UW 55
Jan. 5, 2008	#4 Washington St. 56, UW 52
Mar. 3, 2007	UW 61, #2 UCLA 51
Feb. 17, 2007	at #7 Pittsburgh 65, UW 61
Feb. 14, 2007	#10 Washington State 65, UW 61
Jan. 25, 2007	UW 89, #7 Oregon 77
Jan. 4, 2007	#7 Arizona 96, UW 87
Dec. 31, 2006	at #1 UCLA 96, UW 74
Mar. 24, 2006	vs. #2 Connecticut 98, UW 92
Dec. 4, 2006	UW 99, vs. #6 Gonzaga 95
Mar. 24, 2005	vs. #4 Louisville 93, UW 79
Mar. 12, 2005	UW 81, vs. #8 Arizona 72
Feb. 26, 2005	UW 93, #9 Arizona 85
Mar. 13, 2004	vs. #2 Stanford 77, UW 66
Mar. 6, 2004	UW 75, #1 Stanford 62
Jan. 29, 2004	UW 96, #9 Arizona 83
Jan. 4, 2004	at #5 Stanford 85, UW 72
Feb. 6, 2003	#2 Arizona 88, UW 85 ot
Jan. 11, 2003	at #2 Arizona 79, UW 61
Mar. 7, 2002	vs. #6 Oregon 86, UW 64
Feb. 24, 2001	at #1 Stanford 99, UW 79
Jan. 25, 2001	#1 Stanford 94, UW 63
Feb. 26, 2000	#1 Stanford 77, UW 52

Feb. 10, 2000	#7 Arizona 65, UW 56
Jan. 27, 2000	at #2 Stanford 92, UW 62
Jan. 15, 2000	at #2 Arizona 69, UW 62
Feb. 18, 1999	#7 Stanford 89, UW 57
Feb. 4, 1999	UW 90, #10 Arizona 84
Jan. 23, 1999	at #3 Stanford 67, UW 60
Jan. 9, 1999	at #8 Arizona 88, UW 86
Dec. 1, 1999	vs. #1 Connecticut 69, UW 48
Mar. 19, 1998	#6 Connecticut 75, UW 74 (NCAA)
Feb. 19, 1998	at #10 Stanford 93, UW 70
Feb. 5, 1998	at #4 Arizona 112, UW 81
Jan. 31, 1998	at #8 UCLA 105, UW 94
Jan. 24, 1998	#5 Stanford 74, UW 72
Jan. 10, 1998	#5 Arizona 110, UW 91
Mar. 6, 1997	#9 UCLA 87, UW 85
Feb. 10, 1997	#8 Cincinnati 82, UW 69
Feb. 2, 1997	UW 92, #10 Arizona 88
Feb. 9, 1995	#6 UCLA 74, UW 66
Jan. 12, 1995	at #6 UCLA 75, UW 57
Mar. 3, 1994	at #8 Arizona 95, UW 62
Feb. 10, 1994	at #9 UCLA 79, UW 76
Jan. 15, 1994	#5 UCLA 82, UW 62
Feb. 13, 1993	#5 Arizona 81, UW 72
Mar. 8, 1992	#9 UCLA 80, UW 79
Mar. 5, 1992	#8 USC 75, UW 63
Feb. 15, 1992	at #7 Arizona 85, UW 51
Feb. 6, 1992	at #4 UCLA 74, UW 61
Jan. 16, 1992	UW 62, #7 Arizona 60
Feb. 2, 1991	at #6 Arizona 85, UW 56
Jan. 3, 1991	UW 70, #4 Arizona 56
Feb. 5, 1989	#4 Arizona 85, UW 68
Jan. 3, 1989	#1 Duke 87, UW 61
Dec. 20, 1989	at #9 Arizona 116, UW 61
Mar. 5, 1988	at #3 Arizona 89, UW 71
Dec. 4, 1986	at #6 Kansas 82, UW 68
Nov. 24, 1985	#5 Kansas 69, UW 64
Jan. 12, 1985	at #2 Duke 71, UW 59
Dec. 27, 1984	vs. #10 Georgia Tech 65, #11 UW 58
Mar. 5, 1983	#6 UCLA 90, UW 66
Dec. 23, 1982	UW 55, #6 Missouri 48
Nov. 27, 1982	vs. #7 Louisville 58, UW 47
Feb. 18, 1982	#5 Oregon State 55, UW 44
Feb. 23, 1981	at #2 Oregon State 89, UW 63
Feb. 9, 1981	at #5 Arizona State 78, UW 76
Jan. 24, 1981	#1 Oregon State 97, UW 91 ot
Jan. 3, 1981	at #7 UCLA 96, UW 74
Feb. 14, 1980	#4 Oregon State 82, UW 73
Jan. 19, 1980	at #4 Oregon State 89, UW 84
Feb. 22, 1979	UW 69, #1 UCLA 68
Jan. 27, 1979	at #6 UCLA 86, UW 61
Feb. 18, 1978	at #4 UCLA 104, UW 64
Jan. 21, 1978	at #2 Marquette 71, UW 63
Jan. 6, 1978	#7 UCLA 79, UW 60
Feb. 12, 1977	UW 78, #2 UCLA 73
Feb. 3, 1977	at #2 UCLA 75, UW 65
Mar. 13, 1976	vs. #10 Missouri 69, #11 UW 67
Feb. 14, 1976	at #6 UCLA 78, #9 UW 76
Feb. 5, 1976	#9 UCLA 92, #6 UW 87
Feb. 22, 1975	UW 103, #2 UCLA 81
Feb. 20, 1975	UW 89, #10 USC 88
Jan. 18, 1975	#8 Oregon 68, UW 66
Jan. 11, 1975	at #6 USC 89, UW 87
Jan. 9, 1975	at #2 UCLA 92, UW 82
Dec. 14, 1974	UW 74, #9 at Kansas 64
Feb. 23, 1974	at #3 UCLA 99, UW 65
Jan. 5, 1974	#1 UCLA 100, UW 48
Feb. 16, 1973	at #1 UCLA 93, UW 62
Feb. 12, 1973	#1 UCLA 76, UW 67

Feb. 19, 1972	#1 UCLA 100, UW 83
Feb. 12, 1972	at #1 UCLA 109, UW 70
Mar. 1, 1971	#1 UCLA 71, UW 69
Feb. 27, 1971	#3 USC 81, UW 80
Jan. 9, 1971	at #4 USC 79, UW 72
Jan. 8, 1971	at #1 UCLA 78, UW 69
Feb. 14, 1970	at #1 UCLA 101, UW 85
Feb. 7, 1970	#1 UCLA 66, UW 56
Feb. 17, 1969	#1 UCLA 53, UW 44
Feb. 7, 1969	at #1 UCLA 62, UW 51
Feb. 24, 1968	#2 UCLA 84, UW 67
Jan. 6, 1968	at #1 UCLA 93, UW 65
Dec. 9, 1967	#7 Purdue 84, UW 77
Dec. 8, 1967	UW 98, #7 Purdue 87
Feb. 24, 1967	at #1 UCLA 71, UW 43
Jan. 28, 1967	UW 81, #3 Houston 78
Jan. 9, 1967	#1 UCLA 83, UW 68
Dec. 20, 1966	at #8 Houston 87, UW 65
Feb. 12, 1965	#2 UCLA 83, UW 73
Feb. 6, 1965	at #2 UCLA 78, UW 75
Dec. 28, 1964	vs. #3 Minnesota 77, UW 76
Feb. 24, 1964	#1 UCLA 78, UW 64
Feb. 15, 1964	at #1 UCLA 88, UW 60
Feb. 14, 1964	at #1 UCLA 73, UW 58
Feb. 1, 1963	UW 49, #7 Stanford 48
Jan. 5, 1963	UW 67, #9 UCLA 63
Jan. 4, 1963	UW 62, #9 UCLA 61
Dec. 29, 1963	vs. #9 Stanford 63, UW 62 2ot
Dec. 8, 1962	#7 Oregon State 57, UW 45
Feb. 17, 1962	UW 73, #6 Oregon State 61
Jan. 13, 1962	#4 USC 78, UW 64
Jan. 12, 1962	UW 85, #4 USC 67
Dec. 29, 1961	vs. #9 Purdue 75, UW 73
Dec. 27, 1961	vs. #1 Ohio State 59, UW 49
Feb. 18, 1961	UW 61, #8 USC 55
Jan. 7, 1961	#9 UCLA 62, UW 58
Jan. 6, 1961	UW 58, #9 UCLA 45
Feb. 26, 1960	#4 California 54, UW 47
Feb. 5, 1960	at #3 California 68, UW 53
Jan. 16, 1960	at #2 California 79, UW 39
Jan. 9, 1960	#10 USC 69, UW 68
Jan. 8, 1960	#10 USC 53, UW 52
Dec. 22, 1958	at #6 Northwestern 75, UW 69
Dec. 30, 1957	UW 71, #8 Michigan State 69
Dec. 21, 1957	at #3 Kansas State 70, UW 63
Dec. 20, 1957	at #2 Kansas 77, UW 59
Feb. 9, 1957	UW 90, #5 UCLA 74
Feb. 8, 1957	#5 UCLA 68, UW 65
Dec. 15, 1956	#1 Kansas 92, UW 78
Dec. 14, 1956	#1 Kansas 77, UW 63
Dec. 27, 1955	UW 76, #6 Iowa 71
Mar. 17, 1953	at #5 Kansas 79, #2 UW 53
Dec. 13, 1952	at #7 UCLA 54, #4 UW 47
Dec. 12, 1952	#4 UW 53, at #7 UCLA 49
Dec. 19, 1951	#8 UW 58, at #4 St. Louis 53

UW RECORD VS. TOP-25 RANKED OPPONENTS

UW vs. AP Ranked Opponents

(The Associated Press Top-20 poll began in 1949 and became a top-25 beginning with the 1989-90 season)

Mar. 9, 2013	#23 UCLA 61, UW 54
Feb. 20, 2013	at #12 Arizona 70, UW 52
Feb. 13, 2013	#23 Oregon 65, UW 52
Jan. 31, 2013	#8 Arizona 57, UW 53
Jan. 26, 2013	at #16 Oregon 81, UW 76
Nov. 18, 2012	vs. #4 Ohio State 77, UW 66
Dec. 10, 2011	vs. #7 Duke 86, UW 80
Dec. 6, 2011	vs. #11 Marquette 79, UW 77
Mar. 20, 2011	vs. #7 North Carolina 86, UW 83
Mar. 12, 2011	UW 77, #16 Arizona 75 (ot)
Feb. 19, 2011	#12 Arizona 87, UW 86
Nov. 24, 2010	vs. #2 Michigan State 76, UW 71
Nov. 23, 2010	vs. #8 Kentucky 74, UW 67
Mar. 25, 2010	vs. #6 West Virginia 69, UW 56
Mar. 20, 2010	UW 82, vs. #8 New Mexico 64
Dec. 22, 2009	UW 73, #19 Texas A&M 64
Dec. 12, 2009	vs. #15 Georgetown 74, UW 66
Mar. 21, 2009	vs. #17 Purdue 76, UW 74
Mar. 13, 2009	vs. #21 Arizona State 75, UW 65
Feb. 26, 2009	UW 73, #14 Arizona State 70 (ot)
Feb. 19, 2009	at #20 UCLA 85, UW 76
Jan. 31, 2009	UW 84, at #14 Arizona State 71
Jan. 24, 2009	UW 86, #13 UCLA 75
Nov. 25, 2008	vs. #17 Florida 86, UW 84
Nov. 24, 2008	vs. #22 Kansas 73, UW 54
Mar. 8, 2008	at #23 Washington State 76, UW 73 (2OT)
Feb. 28, 2008	at #8 Stanford 82, UW 79
Feb. 10, 2008	UW 71, #5 UCLA 61
Jan. 31, 2008	#14 Stanford 65, UW 51
Jan. 24, 2008	at #24 Arizona State 72, UW 61
Jan. 10, 2008	at #5 UCLA 69, UW 55
Jan. 5, 2008	#4 Washington State 56, UW 52
Dec. 8, 2007	#12 Pittsburgh 75, UW 74
Nov. 23, 2007	vs. #21 Syracuse 91, UW 85
Nov. 21, 2007	vs. #16 Texas A&M 77, UW 63
Mar. 11, 2007	vs. #11 Washington State 74, UW 64
Mar. 3, 2007	UW 61, #2 UCLA 51
Mar. 1, 2007	UW 85, #23 USC 70
Feb. 24, 2007	at #23 Oregon 93, UW 85
Feb. 17, 2007	at #7 Pittsburgh 65, UW 61
Feb. 14, 2007	#10 Washington State 65, UW 61
Feb. 11, 2007	UW 64, #25 Stanford 52
Feb. 3, 2007	at #20 Arizona 84, UW 54
Jan. 25, 2007	UW 89, #7 Oregon 77
Jan. 4, 2007	#7 Arizona 96, UW 87
Dec. 31, 2006	at #1 UCLA 96, UW 74
Dec. 20, 2006	UW 88, #12 LSU 72
Dec. 9, 2006	at #18 Gonzaga 97, UW 77
Mar. 24, 2006	vs. #2 Connecticut 98, UW 92
Mar. 18, 2006	UW 67, #13 Illinois 64
Feb. 11, 2006	UW 70, #13 UCLA 67
Jan. 14, 2006	UW 69, #11 UCLA 65
Dec. 4, 2006	UW 99, vs. #6 Gonzaga 95
Mar. 24, 2005	vs. #4 Louisville 93, UW 79
Mar. 19, 2005	UW 97, vs. #22 Pacific 79
Mar. 12, 2005	UW 81, vs. #8 Arizona 72
Feb. 26, 2005	UW 93, #9 Arizona 85
Jan. 27, 2005	at #11 Arizona 91, UW 82
Dec. 19, 2004	UW 68, #12 N.C. State 64
Nov. 27, 2004	UW 79, vs. #19 Alabama 76
Mar. 13, 2004	vs. #2 Stanford 77, UW 66
Mar. 12, 2004	UW 90, vs. #21 Arizona 85
Mar. 6, 2004	UW 75, #1 Stanford 62
Feb. 26, 2004	UW 89, at #17 Arizona 84
Jan. 29, 2004	UW 96, #9 Arizona 83
Jan. 4, 2004	at #5 Stanford 85, UW 72

Dec. 3, 2003	#17 Gonzaga 86, UW 63
Feb. 15, 2003	at #22 California 58, UW 53
Feb. 13, 2003	at #24 Stanford 78, UW 69
Feb. 6, 2003	#2 Arizona 88, UW 85 ot
Jan. 23, 2003	at #23 Oregon 91, UW 66
Jan. 11, 2003	at #2 Arizona 79, UW 61
Mar. 7, 2002	vs. #9 Oregon 64, UW 86
Feb. 23, 2002	at #15 Oregon 90, UW 84
Feb. 14, 2002	#12 Stanford 91, UW 65
Feb. 7, 2002	at #11 Arizona 92, UW 81
Jan. 24, 2002	UW 97, #19 Oregon 92
Jan. 12, 2002	#20 Arizona 74, UW 69
Jan. 4, 2002	at #14 UCLA 74, UW 62
Dec. 20, 2001	#19 UCLA 85, UW 79
Dec. 11, 2001	#25 Gonzaga 67, UW 47
Mar. 10, 2001	UW 96, #13 UCLA 94
Feb. 24, 2001	at #1 Stanford 99, UW 79
Feb. 8, 2001	at #11 Arizona 82, UW 62
Jan. 25, 2001	#1 Stanford 94, UW 63
Jan. 13, 2001	#21 Arizona 89, UW 64
Jan. 6, 2001	at #20 USC 87, UW 61
Dec. 21, 2000	vs. #17 Alabama 69, UW 60
Feb. 26, 2000	#1 Stanford 77, UW 52
Feb. 10, 2000	#7 Arizona 65, UW 56
Jan. 26, 2000	at #2 Stanford 92, UW 62
Jan. 15, 2000	at #2 Arizona 69, UW 62
Jan. 6, 2000	UW 63, #24 UCLA 62
Dec. 21, 1999	#13 Oklahoma State 84, UW 72
Dec. 13, 1999	#22 Gonzaga 76, UW 66
Feb. 27, 1999	at #15 UCLA 79, UW 62
Feb. 18, 1999	#7 Stanford 89, UW 57
Feb. 4, 1999	UW 90, #10 Arizona 84
Jan. 31, 1999	UW 93, #11 UCLA 83
Jan. 23, 1999	at #3 Stanford 67, UW 60
Jan. 9, 1999	at #8 Arizona 88, UW 86
Dec. 24, 1998	UW 70, #11 New Mexico 61
Dec. 1, 1999	vs. #1 Connecticut 69, UW 48
Mar. 19, 1998	#6 Connecticut 75, UW 74 (NCAA)
Mar. 12, 1998	UW 69, #23 Xavier 68 (NCAA)
Mar. 1, 1998	UW 95, #18 UCLA 94
Feb. 19, 1998	at #10 Stanford 93, UW 70
Feb. 5, 1998	at #4 Arizona 112, UW 81
Jan. 31, 1998	at #8 UCLA 105, UW 94
Jan. 24, 1998	#5 Stanford
Jan. 10, 1998	#5 Arizona 110, UW 91
Feb. 22, 1997	UW 75, #20 Stanford 61
Feb. 20, 1997	#25 California 78, UW 67
Feb. 10, 1997	#8 Cincinnati 89, UW 62
Feb. 2, 1997	UW 92, #10 Arizona 88
Jan. 23, 1997	at #17 Stanford 78, UW 67
Jan. 11, 1997	UW 78, #17 Oregon 77
Mar. 2, 1997	at #15 Arizona 103, UW 82
Mar. 6, 1997	#9 UCLA 87, UW 85
Mar. 7, 1996	at #17 UCLA 91, UW 88 OT
Mar. 3, 1996	#11 Arizona 67, UW 65
Feb. 24, 1996	at #24 Stanford 71, UW 56
Feb. 1, 1996	UW 80, at #14 Arizona 79 ot
Jan. 27, 1996	UW 71, #25 California 69
Jan. 6, 1996	#20 UCLA 78, UW 70
Dec. 16, 1995	at #18 Michigan 60, UW 59
Mar. 4, 1995	#12 Arizona 63, UW 54
Mar. 2, 1995	#15 Arizona State 72, UW 71
Feb. 16, 1995	at #19 Oregon 88, UW 63
Feb. 9, 1995	#6 UCLA 74, UW 66
Feb. 4, 1995	at #12 Arizona 91, UW 65
Feb. 2, 1995	at #16 Arizona State 78, UW 73 ot
Jan. 21, 1995	#17 Oregon 92, UW 83
Jan. 12, 1995	at #6 UCLA 75, UW 57
Jan. 7, 1995	#17 California 84, UW 76
Jan. 5, 1995	#23 Stanford 65, UW 51
Mar. 10, 1994	#16 California 62, UW 56
Mar. 3, 1994	at #8 Arizona 95, UW 62

Feb. 10, 1994	at #9 UCLA 79, UW 76
Feb. 5, 1994	UW 74 #12 Arizona 69
Jan. 15, 1994	#5 UCLA 82, UW 62
Jan. 8, 1994	at #24 California 79, UW 64
Dec. 3, 1993	at #23 Cincinnati 88, UW 72
Feb. 13, 1993	#5 Arizona 81, UW 72
Jan. 14, 1993	at #12 Arizona 93, UW 76
Mar. 8, 1992	#9 UCLA 80, UW 79
Mar. 5, 1992	#8 USC 75, UW 63
Feb. 15, 1992	at #7 Arizona 85, UW 51
Feb. 8, 1992	at #16 USC 59, UW 56
Feb. 6, 1992	at #4 UCLA 74, UW 61
Jan. 16, 1992	UW 62, #7 Arizona 60
Mar. 10, 1991	at #17 UCLA 73, UW 60
Mar. 3, 1991	UW 86, #16 UCLA 68
Feb. 2, 1991	at #6 Arizona 85, UW 56
Jan. 3, 1991	UW 70, #4 Arizona 56
Feb. 15, 1990	UW 66, #16 Oregon State 57
Feb. 3, 1990	#24 Arizona 75, UW 60
Jan. 20, 1990	at #18 Oregon State 70, UW 63
Jan. 4, 1990	at #19 Arizona 65, UW 51
Dec. 23, 1989	at #12 Duke 74, UW 64
Nov. 30, 1989	#15 UCLA 58, UW 56
Feb. 5, 1989	#4 Arizona 85, UW 68
Jan. 3, 1989	#1 Duke 87, UW 61
Dec. 20, 1988	at #9 Arizona 116, UW 61
Mar. 5, 1988	at #3 Arizona 89, UW 71
Jan. 4, 1988	#17 Kansas 67, UW 57
Nov. 29, 1987	at #20 Memphis State 86, UW 57
Mar. 8, 1987	#18 UCLA 76, UW 64
Dec. 21, 1986	UW 90, #17 UCLA 80
Dec. 4, 1986	at #6 Kansas 82, UW 68
Mar. 13, 1986	#18 Michigan State 72
Nov. 27, 1985	#12 Louisiana State 70, UW 61
Nov. 24, 1985	#5 Kansas 69, UW 64
Feb. 28, 1985	UW 60, #19 Arizona 58
Feb. 16, 1985	UW 60, at #18 Oregon State 45
Jan. 12, 1985	at #2 Duke 71, UW 59
Dec. 27, 1984	#10 Georgia Tech 65, UW 58
Mar. 18, 1984	UW 80, #14 Duke 78
Feb. 4, 1984	UW 89, #20 UCLA 81
Jan. 21, 1984	UW 71, #11 Oregon State 58
Dec. 1, 1983	at #12 Louisiana State 51, UW 48
Mar. 5, 1983	#6 UCLA 90, UW 66
Feb. 5, 1983	at #7 UCLA 84, UW 65
Dec. 23, 1982	UW 55, #6 Missouri 48
Nov. 28, 1982	#7 Louisville 58, UW 47
Mar. 5, 1982	at #19 UCLA 68, UW 67
Feb. 18, 1982	#5 Oregon State 55, UW 44
Jan. 23, 1982	at #12 Oregon State 63, UW 43
Jan. 4, 1982	UW 56, #16 UCLA 50
Mar. 7, 1981	#13 UCLA 91, UW 72
Feb. 23, 1981	at #2 Oregon State 89, UW 63
Feb. 9, 1981	at #5 Arizona State 78, UW 76
Jan. 24, 1981	#1 Oregon State 97, UW 91
Jan. 10, 1981	#14 Arizona State 90, UW 62
Jan. 3, 1981	at #7 UCLA 96, UW 74
Nov. 28, 1980	#19 Brigham Young 80, UW 70
Mar. 1, 1980	#15 Arizona State 75, UW 73
Feb. 14, 1980	#4 Oregon State 82, UW 73
Jan. 19, 1980	at #4 Oregon State 89, UW 84
Feb. 22, 1979	UW 69, #1 UCLA 68
Jan. 27, 1979	at #6 UCLA 86, UW 61
Feb. 18, 1978	at #4 UCLA 104, UW 64
Jan. 21, 1978	at #2 Marquette 71, UW 63
Jan. 6, 1978	#7 UCLA 79, UW 60
Feb. 26, 1977	#17 Oregon 61, UW 60
Feb. 12, 1977	UW 78, #2 UCLA 73
Feb. 3, 1977	at #2 UCLA 75, UW 65
Jan. 13, 1977	at #20 Oregon 73, UW 68 ot
Dec. 3, 1976	at #14 WakeForest 92, UW 75
Mar. 13, 1976	#10 Missouri 91, UW 67

UW RECORD VS. TOP-25 RANKED OPPONENTS

Feb. 26, 1976	UW 67, at #17 Oregon 62
Feb. 14, 1976	at #6 UCLA 78, UW 76
Feb. 5, 1976	#9 UCLA 92, UW 87
Jan. 17, 1976	#17 Oregon State 72, UW 70
Mar. 1, 1975	at #17 Oregon State 86, UW 73
Feb. 23, 1975	UW 103, #2 UCLA 81
Feb. 22, 1975	UW 89, #10 USC 88
Jan. 18, 1975	#8 Oregon 68, UW 66
Jan. 11, 1975	at #6 USC 89, UW 87
Jan. 9, 1975	at #2 UCLA 92, UW 82
Dec. 14, 1974	UW 74, #9 Kansas 64
Feb. 23, 1974	at #3 UCLA 99, UW 65
Feb. 22, 1974	at #12 USC 79, UW 64
Jan. 7, 1974	#11 USC 90, UW 76
Jan. 5, 1974	#1 UCLA 100, UW 48
Dec. 22, 1973	at #20 Cincinnati 82, UW 80
Feb. 16, 1973	at #1 UCLA 93, UW 62
Feb. 12, 1973	#1 UCLA 76, UW 67
Dec. 29, 1972	#11 North Carolina 89, UW 72
Dec. 16, 1972	at #20 Kansas State 71, UW 64
Feb. 19, 1972	#1 UCLA 100, UW 83
Feb. 12, 1972	at #1 UCLA 109, UW 70
Dec. 27, 1971	#14 Florida State 85, UW 77
Mar. 1, 1971	#1 UCLA 71, UW 69
Feb. 27, 1971	#3 USC 81, UW 80
Jan. 25, 1971	UW 82, #16 Oregon 75
Jan. 9, 1971	at #4 USC 79, UW 72
Jan. 8, 1971	at #1 UCLA 78, UW 69
Feb. 14, 1970	at #1 UCLA 101, UW 85
Feb. 13, 1970	at #18 USC 84, UW 81
Feb. 9, 1970	UW 77, #11 USC 72
Feb. 7, 1970	#1 UCLA 66, UW 56
Dec. 26, 1969	UW 90, #12 USC 86
Feb. 17, 1969	#1 UCLA 53, UW 44
Feb. 7, 1969	at #1 UCLA 62, UW 51
Dec. 30, 1968	UW 64, at #16 Ohio State 59
Feb. 24, 1968	#2 UCLA 84, UW 67
Jan. 6, 1968	at #1 UCLA 93, UW 65
Dec. 9, 1967	#7 Purdue 84, UW 77
Dec. 8, 1967	UW 98, #7 Purdue 87
Feb. 24, 1967	at #1 UCLA 71, UW 43
Jan. 28, 1967	UW 81, #3 Houston 78
Jan. 9, 1967	#1 UCLA 83, UW 68
Dec. 20, 1966	at #8 Houston 87, UW 65
Feb. 12, 1965	#2 UCLA 83, UW 73
Feb. 6, 1965	at #2 UCLA 78, UW 75
Dec. 28, 1964	#3 Minnesota 77, UW 76
Feb. 24, 1964	#1 UCLA 78, UW 64
Feb. 15, 1964	at #1 UCLA 88, UW 60
Feb. 14, 1964	at #1 UCLA 73, UW 58
Feb. 1, 1963	UW 49, #7 Stanford 48
Jan. 5, 1963	UW 67, #9 UCLA 63
Jan. 4, 1963	UW 62, #9 UCLA 61
Dec. 29, 1962	#9 Stanford 63, UW 62
Dec. 8, 1962	#7 Oregon State 57, UW 45
Feb. 17, 1962	UW 73, #6 Oregon State 61
Jan. 13, 1962	#4 USC 78, UW 64
Jan. 12, 1962	UW 85, #4 USC 67
Dec. 29, 1961	#9 Purdue 75, UW 73
Dec. 27, 1961	#1 Ohio State 59, UW 49
Feb. 18, 1961	UW 61, #8 USC 55
Jan. 7, 1961	#9 UCLA 62, UW 58
Jan. 6, 1961	UW 58, #9 UCLA 45
Feb. 26, 1960	#4 California 54, UW 47
Feb. 5, 1960	at #3 California 68, UW 53
Jan. 16, 1960	at #2 California 70, UW 39
Jan. 9, 1960	#10 USC 69, UW 68
Jan. 8, 1960	#10 USC 53, UW 52
Jan. 2, 1959	#20 California 54, UW 43
Dec. 22, 1958	at #6 Northwestern 75, UW 69
Jan. 4, 1958	#19 California 57, UW 45
Dec. 30, 1957	UW 71, #8 Michigan State 69

Dec. 27, 1957	#12 Utah 64, UW 62
Dec. 21, 1957	at #3 Kansas State 70, UW 63
Dec. 20, 1957	at #2 Kansas 77, UW 59
Dec. 14, 1957	#18 Oklahoma State 43, UW 39
Dec. 13, 1957	#18 Oklahoma State 47, UW 39
Feb. 23, 1957	#15 California 72, UW 62
Feb. 22, 1957	UW 70, #15 California 57
Feb. 9, 1957	UW 90, #5 UCLA 74
Feb. 8, 1957	#5 UCLA 68, UW 65
Dec. 15, 1956	#1 Kansas 92, UW 78
Dec. 14, 1956	#1 Kansas 77, UW 63
Feb. 4, 1956	at #20 UCLA 82, UW 75
Feb. 3, 1956	at #20 UCLA 61, UW 60
Dec. 27, 1955	UW 76, #6 Iowa 71
Dec. 3, 1955	at #19 Stanford 73, UW 68
Dec. 2, 1955	at #19 Stanford 72, UW 55
Mar. 17, 1953	#5 Kansas 79, UW 53
Mar. 13, 1953	UW 92, #14 Seattle Univ. 70
Jan. 10, 1953	UW 82, #18 Idaho 58

MARGINS AND STREAKS

Largest Wins

All-Time

Margin	Opponent	Score	Date
93	Puget Sound	100-7	Jan. 14, 1921
75	Sand Point NAS	112-37	Dec. 3, 1947
69	USS Maryland	90-21	Nov. 28, 1937
66	Meiji-Japan	79-13	Dec. 30, 1932
67	Morgan State	118-51	Nov. 13, 2005
66	at East Kauai All-Stars	80-14	March, 1938
65	Puget Sound	88-23	Jan. 7, 1915
63	Chico State	130-67	Dec. 1, 1992
62	Canco AC	69-7	Jan. 3, 1922
62	Meiji-Japan	88-26	Dec. 29, 1932

Modern Day (since 1950)

Margin	Opponent	Score	Date
67	Morgan State	118-51	Nov. 13, 2005
63	Chico State	130-67	Dec. 1, 1992
61	Sacred Heart	114-53	Dec. 22, 2004
59	Hawaii	111-52	Jan. 28, 1966
56	Portland State	111-55	Nov. 15, 2009
54	McNeese State	118-64	Nov. 13, 2010
51	Brigham Young	95-44	Nov. 26, 1996
47	Idaho	105-58	Dec. 2, 1969
47	Chico State	94-47	Dec. 3, 1991
47	Houston	110-63	Dec. 24, 2004
47	Loyola Marymount	112-65	Nov. 25, 2005
47	Seattle University	123-76	Jan. 26, 2010

Pacific-12 Conference (since 1979)

Margin	Opponent	Score	Date
40	Oregon State	108-68	Jan. 15, 2005
38	Oregon State	97-59	Feb. 16, 2008
33	California	106-73	Mar. 3, 2005
33	Oregon State	96-63	Feb. 18, 2006
33	Stanford	94-61	Jan. 14, 2010
32	California	109-77	Feb. 10, 2011
32	USC	79-47	Feb. 2, 1984
31	Oregon State	103-72	Jan. 8, 2011
30	USC	99-69	Feb. 3, 2005
29	UCLA	97-68	Feb. 20, 2010
28	WSU	92-64	Jan. 30, 2010
27	Oregon State	91-74	Jan. 27, 2007
26	Oregon	88-62	Jan. 19, 1985

Largest Losses

All-Time

Margin	Opponent	Score	Date
55	at Arizona	61-116	Dec. 20, 1988
52	UCLA	48-100	Jan. 5, 1974
45	at Stanford	60-105	Jan. 19, 2002
40	at California	39-79	Jan. 16, 1960
40	at UCLA	64-104	Feb. 18, 1978
40	Oregon State	66-106	Feb. 18, 1989
39	Arizona	71-110	Dec. 20, 1987
39	at UCLA	70-109	Feb. 12, 1972
37	at Gonzaga	39-76	Dec. 29, 1943
37	at USC	69-106	Feb. 25, 1967

Pacific-12 Conference (since 1979)

Margin	Opponent	Score	Date
55	at Arizona	61-116	Dec. 20, 1988
45	at Stanford	60-105	Jan. 19, 2002
40	Oregon State	66-106	Feb. 18, 1989
39	Arizona	71-110	Dec. 20, 1987
34	at Arizona	51-85	Feb. 15, 1992
33	at Arizona	62-95	Mar. 3, 1994
32	at Stanford	55-87	Jan. 10, 1991
32	at California	64-96	Feb. 24, 1983
32	at Stanford	57-89	Feb. 18, 1999
32	at Arizona State	57-89	Feb. 10, 2001
32	at Arizona State	57-89	Jan. 9, 2003

Winning Streaks

All Games

Margin	Streak	Dates
1.	26 Games	Feb. 14, 1938- Jan. 21, 1939
2.	21 Games	Dec. 19, 1952- Feb. 21, 1953
3.	20 Games	Feb. 18, 1921- Feb. 3, 1922
4.	18 Games	Dec. 26, 1928- Feb. 23, 1929
5.	17 Games	Dec. 13, 1935- Feb. 15, 1936
6.	16 Games	Dec. 1, 1932- Jan. 21, 1933
7.	15 Games	Feb. 24, 1911- Mar. 2, 1912
	15 Games	Dec. 18, 1930- Jan. 26, 1931
	15 Games	Jan. 7, 1944 - Feb. 12, 1944
	15 Games	Nov. 18, 1975- Jan. 15, 1976

Home Games

Margin	Streak	Dates
1.	32 Games	Jan. 29, 2004- Dec. 29, 2005
2.	25 Games	Jan. 18, 1930- Mar. 6, 1931
3.	23 Games	Mar. 6, 1920- Feb. 3, 1922
	23 Games	Mar. 3, 1950- Dec. 29, 1951
	23 Games	Jan. 5, 1952- Mar. 7, 1953
	23 Games	Jan. 9, 1932- Jan. 14, 1933
7.	19 Games	Dec. 14, 1909- Feb. 24, 1913
8.	18 Games	Feb. 14, 1938- Mar. 3, 1939
	18 Games	Mar. 12, 1983- Jan. 3, 1985
	18 Games	Jan. 22, 2009- Dec. 31, 2009

Road Games

Margin	Streak	Dates
1.	13 Games	Dec. 26, 1928- Jan. 25, 1930
2.	11 Games	Jan. 28, 1935- Feb. 15, 1936
	11 Games	Dec. 5, 1975- Feb. 12, 1976
4.	10 Games	March 1938- Dec. 30, 1938
5.	7 Games	Dec. 1, 1951- Jan. 12, 1952
	7 Games	Jan. 2, 1953- Feb. 14, 1953

Pac-12 Games (Regular Season) (since 1979)

Margin	Streak	Dates
1.	10 Games	Feb. 12, 2004 - Jan. 6, 2005
2.	8 Games	Feb. 20, 2010- Jan. 8, 2011*
	8 Games	Feb. 9, 2006 - March 4, 2006
4.	7 Games	Mar. 12, 1983 - Jan. 21, 1984
	7 Games	Jan. 4 1986 - Jan. 30, 1986
6.	6 Games	Jan. 2, 1982 - Jan. 16, 1982
7.	5 Games	Feb. 16, 1985 - Mar. 9, 1985
	5 Games	Jan. 13, 1996 - Feb. 1, 1996
	5 Games	Jan. 28, 1999 - Feb. 11, 1999

*spans over two seasons

Pac-12 Home Games (since 1979)

Margin	Streak	Dates
1.	17 Games	Jan. 29, 2004 - Dec. 29, 2005
2.	11 Games	Mar. 12, 1983 - Jan. 3, 1985
3.	10 Games	Feb. 12, 1998 - Feb. 6, 1999
4.	8 Games	Feb. 9, 1985 - Jan. 30, 1986
	8 Games	Jan. 22, 2009 - Jan. 2, 2010
6.	7 Games	Jan. 2, 1982 - Feb. 6, 1982
	7 Games	Feb. 20, 2010 - Feb. 12, 2011

Pac-12 Road Games (since 1979)

Margin	Streak	Dates
1.	6 Games	Feb. 13, 2010 - Dec. 31, 2010*
2.	4 Games	Feb. 16, 2006 - Mar. 4, 2006
3.	3 Games	11 times, last done: Jan. 5, 2013 - Jan. 12, 2013

*spans over two seasons

Losing Streaks

All Games

Margin	Streak	Dates
1.	9 Games	Jan. 31, 1941 - Feb. 24, 1941
	9 Games	Dec. 4, 1953 - Jan. 8, 1954
	9 Games	Feb. 27, 1994 - Dec. 21, 1994
	9 Games	Jan. 2, 194 - Feb. 3, 1994
5.	8 Games	Feb. 8, 2001 - Mar. 8, 2001
6.	7 Games	5 times, last Jan. 31 - Feb. 23, 1991

Pac-12 Games (since 1979)

Margin	Streak	Dates
1.	12 Games	Feb. 27, 1993 - Feb. 3, 1994
2.	9 Games	Feb. 26, 1994 - Jan. 14, 1995
3.	8 Games	Feb. 8, 2001 - Mar. 8, 2001
4.	7 Games	Jan. 31, 1991 - Feb. 23, 1991
5.	6 Games	Feb. 24, 1979 - Jan. 5, 1980
	6 Games	Feb. 18, 1982 - Jan. 8, 1983
	6 Games	Mar. 8, 1987 - Jan. 16, 1988
	6 Games	Jan. 8, 2000 - Jan. 27, 2000

Pac-12 Home Games (since 1979)

Margin	Streak	Dates
1.	7 Games	Jan. 8, 2000 - Feb. 26, 2000
2.	6 Games	Feb. 27, 1993 - Feb. 3, 1994
3.	4 Games	Mar. 10, 1994 - Jan. 7, 1995
	4 Games	Feb. 23, 1992 - Jan. 21, 1993
	4 Games	Jan. 19, 1991 - Feb. 23, 1991

Pac-12 Road Games (since 1979)

Margin	Streak	Dates
1.	13 Games	Jan. 20, 2001 - Feb. 9, 2002
2.	11 Games	Feb. 8, 1987 - Feb. 20, 1988
3.	10 Games	Jan. 13, 1979 - Dec. 2, 1980
4.	9 Games	Feb. 27, 1982 - Feb. 10, 1983
	9 Games	Feb. 26, 1994 - Feb. 16, 1995
6.	8 Games	Feb. 23, 2002 - Mar. 1, 2003
7.	7 Games	Mar. 9, 1989 - Feb. 11, 1990
	7 Games	Jan. 31, 1991 - Jan. 23, 1992
	7 Games	Mar. 4, 1993 - Feb. 10, 1994

All-Time UW Overtime Games (44-58)

1918	Oregon 23, Washington 22
1921	at California 33, Washington 32
1922	Oregon State 31, Washington 27
1924	at California 32, Washington 31 at California 28, Washington 25
1930	Washington 32, Washington State 29
1936	at Washington State 36, Washington 35
1946	Oregon 54, Washington 52
1948	at Washington State 62, Washington 58 (2OT)
1952	Washington 52, at California 50
1953	Washington 99, California 88
1954	Brigham Young 89, Washington 79
1955	at Brigham Young 69, Washington 64 Washington 58, Oregon State 57 Washington 54, at Oregon 52
1956	at Oregon 53, Washington 51 Washington 70, at Idaho 63
1957	Washington 65, at Oregon 63
1958	Oregon 87, Washington 83
1959	at Colorado 70, Washington 63 at USC 80, Washington 74
1961	Brigham Young 65, Washington 63 at Stanford 61, Washington 58 Washington 59, California 58 at California 52, Washington 51 Washington 70, Idaho 65
1963	Stanford 63, Washington 62 (2OT)
1964	Washington 69, Oregon 67 (2OT)
1965	Washington State 78, Washington 74 (2OT)
1966	Stanford 83, Washington 78 Washington 80, California 79
1969	Washington 74, at California 73
1970	Washington 76, Stanford 73 Washington 77, USC 72 (2OT) at California 91, Washington 86
1971	at Montana State 90, Washington 89 Washington 93, Oregon State 85
1972	at Stanford 85, Washington 80
1973	at Oregon 69, Washington 65
1974	Wichita State 87, Washington 79 Washington 84, Oregon 82
1977	Nebraska 59, Washington 58 at Oregon 73, Washington 68
1980	Washington 71, Toledo 70 at Stanford 79, Washington 78
1981	Texas Tech 98, Washington 85 (2OT) Washington 63, at USC 61 Oregon State 97, Washington 91 at Arizona 68, Washington 66
1982	Washington 73, USC 72 Washington 60, at Arizona 57
1983	at Washington State 72, Washington 70 (2OT)
1984	Washington 83, at Idaho 69 (3OT) Washington 63, Notre Dame 61 (2OT) Washington 89, UCLA 81 (3OT)
1985	Washington 59, at Texas Tech 57 (2OT)
1986	Washington 72, Tulsa 68 McNeese State 96, Washington 92

	at UCLA 94, Washington 89 California 78, Washington 72
1987	Washington 81, Oregon 74 Washington 98, at Montana State 90
1988	California 84, Washington 82 Washington 84, Stanford 82 (2OT)
1989	at Stanford 82, Washington 74
1990	Washington 80, Washington St. 79
1991	Washington 88, Oregon 86 Washington 61, Nevada 60
1992	Washington 78, Washington State 73
1994	Montana 80, Washington 73 at Oregon State 75, Washington 71 at Kansas State 63, Washington 62 at Arizona State 78, Washington 73 Washington 74, at California 73
1996	Washington 80, at Arizona 79 at UCLA 91, Washington 88
1998	Washington 68, Saint Mary's 65 Washington 86, California 84
1999	Washington 86, Oregon 76
2000	New Mexico State 79, Washington 75 USC 81, Washington 79 Oregon 74, Washington 72 Washington 74, Washington State 68
2001	Washington 77, Clemson 76 Washington 70, Arizona State 68 Washington 72, Oregon 71
2003	at Gonzaga 95, Washington 89 Arizona 88, Washington 85 Arizona State 79, Washington 77
2004	UCLA 86, Washington 84 Washington 103, at Oregon State 99
2005	Washington 95, at Oregon 88 Washington 95, vs. Arizona State 90
2006	Arizona 96, Washington 95 (2OT) at Stanford 76, Washington 67 vs. Connecticut 98, Washington 92 (NCAA)
2007	at USC 86, Washington 79 (2OT) at California 77, Washington 69
2008	at Washington State 76, Washington 73 (2OT)
2009	California 88, Washington 85 (3OT) Washington 73, Arizona State 70
2010	at Texas Tech 99, Washington 92
2011	Washington 73, at USC 67 Washington 77, Arizona 75 (Pac-10 Tourney)
2012	at Nevada 76, Washington 73 vs. Minnesota 68, Washington 67 (NIT)
2013	Washington 84, Seton Hall 73 (HOF Tourney) Oregon 80, Washington 77 (Pac-12 Tourney)

All-Time UW Exhibition Games (42-11)

Jan. 28, 1953	UW 66, Universal Motel (AAU) 63, Honolulu
Jan. 30, 1953	UW 69, Universal Motel (AAU) 51, Honolulu
Dec. 1, 1964	UW 84, Alumni 71
Dec. 10, 1965	Alumni 83, UW 66
Dec. 29, 1965	Subpac 79, UW 78
Jan. 23, 1967	UW 75, Japanese National Team 72
Dec. 2, 1968	UW Varsity 67, UW Frosh 61
Nov. 24, 1969	UW Varsity 84, UW Frosh 52
Nov. 23, 1970	UW Varsity 121, UW Frosh 69
Feb 15, 1971	Athletes in Action 86, UW 73
Nov. 25, 1972	UW 73, Subpac 67
Dec. 28, 1972	UW 86, Subpac 77
Nov. 29, 1974	UW 107, Newcastle-Australia 75
Nov. 18, 1975	UW 82, Australian Nationals 61
Jan. 21, 1976	UW 96, Hawaii Service Team 75
Nov. 22, 1977	UW 88, Australian All-Stars 55
Nov. 23, 1983	Athletes in Action 74, UW 71
Nov. 23, 1984	UW 109, Meiji University (Japan) 48
Nov. 14, 1985	UW 73, Australian National Team 69
Nov. 11, 1986	UW 76, Eikeli (Norway) 73 (ot)
Nov. 16, 1987	Sydney/Illawarra (Australia) 88, UW 85
Nov. 23, 1988	Soviet National Team 102, UW 92
Nov. 8, 1989	UW 97, Canberra (Australia) 61
Nov. 19, 1990	UW 93, Brandt-Hagen (Germany) 79
Nov. 6, 1991	UW 90, Icelandic National Team 66
Nov. 19, 1992	UW 93, Canberra (Australia) 47
Nov. 18, 1993	UW 91, Son's Blue Angels 88
Nov. 26, 1993	UW 80, Illawarra (Australia) 50
Nov. 16, 1994	UW 68, New Zealand Nationals 60
Nov. 20, 1994	High Five America 83, UW 59
Nov. 16, 1995	Brewster Packing 79, UW 73
Nov. 20, 1995	UW 67, Townsville (Australia) 57
Nov. 14, 1996	UW 94, Brewster Packing 78
Nov. 20, 1996	UW 87, Silute (Lithuania) 70
Nov. 11, 1997	UW 88, Brewster Packing 87
Nov. 18, 1997	UW 107, Russian Nationals 60
Nov. 10, 1998	UW 79, Brewster Packing 72
Nov. 14, 1998	UW 85, Frankston Bayside (Australia) 63
Nov. 11, 1999	California All-Stars 94, UW 87
Nov. 14, 1999	UW 96, Mt. Gambier (Australia) 82
Nov. 10, 2000	UW 83, Seattle Pacific 81 (ot)
Nov. 14, 2000	UW 84, Brewster Packing 80
Nov. 2, 2001	UW 87, Brisbane (Australia) 43
Nov. 8, 2001	UW 81, Western Washington 76
Nov. 12, 2002	UW 68, Central Washington 60
Nov. 18, 2002	Athletes in Action 76, UW 59
Nov. 8, 2003	UW 89, EA Sports 78
Nov. 12, 2003	Athletes in Action 85, UW 76
Nov. 9, 2004	UW 92, Westmont College 52
Nov. 6, 2005	UW 114, Simon Fraser 48
Nov. 3, 2006	UW 108, Saint Martin's 74
Nov. 5, 2007	UW 86, Seattle Pacific 77
Nov. 6, 2008	UW 105, Western Washington 85
Nov. 4, 2009	UW 77, Central Washington 48
Nov. 6, 2010	UW 97, St. Martin's 76
Nov. 4, 2011	UW 77, Seattle Pacific 60
Oct. 24, 2012	UW 88, Western Washington 78

ALL-TIME VARSITY LETTERMEN

• A •

Adams, Pete 1993, '94
Akins, Albert 1944
Allen, Curtis 2001, '02, '03
Allen, Sam 1994
Amos, Mike 1995, '96
Anderson, Arthur 1945
Anderson, George 1924, '25
Anderson, Ken 1945
Andrews, Andrew 2013
Antoncich, Mark 1933
Antoncich, Pete 1932, '33
Apeland, Don 1953
Appleby, Ryan 2006, '07, '08
Arnason, Hal 1948, '49, '50

• B •

Bakken, Lyle 1960, '61, '62
Ball, Reggie 1971, '72, '73
Balmer, Jess 1916, '17
Bantz, Mark 1969
Barge, Bruce 1982, '83
Barnard, Josh 2002
Berenson, Milton 1928, '29
Bergersen, Roberto 1995
Bird, Bob 1942, '43
Bird, George 1948
Bird, Ron 1973
Bishop, Ralph 1934, '35, '36
Blowers, Paul 1945
Boin, Bruno 1956, '57, '59
Bolstad, Percy 1928, '29
Bond, Jason 1992
Bond, Jay 1968, '69, '70
Booker, Jamie 1994, '95, '96, '97
Boston, Bryant 1992, '93, '95, '96
Brady, Eric 1988
Breshers, Tyreese 2010
Breunig, Martin 2012, '13
Brickner, Bruce 1964, '65, '66
Brigham, Lance 1966, '67
Brobst, Robert 1926, '27, '28
Brockman, Jon 2006, '07, '08, '09
Brooks, Richard 1945, '46
Broom, Gene 1971, '73, '74
Brown, Bryan 1998, '99, '00, '01
Brown, C.A 1909
Brown, Dion 1989, '90, '91
Brown, Jeff 1990
Brown, Keith 1961, '62
Brown, Sterling 2001, '02
Brown, Webster 1941
Browning, George 1925
Bryan, Bob 1954, '55, '56
Bryan, Jim 1921, '22, '23
Bryan-Amaning, Matthew 2008, '09, '10, '11
Buller, John 1967, '68, '69
Bullock, Larry 1968, '69
Burks, Steve 1979, '80, '81, '82
Burmeister, Brandon 2004, '05, '06, '07
Bums, Jack 1967
Bye, Van 1970
Byler, Archie 1912, '13

• C •

Cairney, Ralph 1930, '31, '32
Caims, Doug 1919
Caldwell, Dan 1980, '81, '82
Caldwell, Ron 1987
Carey, Senque 1999, '00
Carmichael, Phil 1973
Canovale, Norm 1945, '47, '48
Carr, Dave 1966, '67, '68
Case, Bruce 1970, '71, '72

Caviezel, Tim 1991, '92
Cipriano, Joe 1951, '52, '53
Clark, Greg 1999, '00, '01
Clementson, C.C. 1910, '11
Coaston, Lou 1957, '58, '59
Cobley, J. Arnold 1925
Codd, John 1944
Coffee, Ben 2000, '01
Cole, Clarence 1903
Colman, T.C. 1909
Cook, A. 1910, '11
Cook, Dick 1933, '34, '35
Cook, Erving 1918, '19, '20
Conroy, Will 2002, '03, '04, '05
Corell, Ed 1961, '62, '63
Cornelius, Trent 1991, '93, '94
Coshaw, Jim 1954, '55, '56
Crasford, Randle 1921, '22, '23
Creveling, Joe 1945
Crews, Dick 1956, '57, '58
Crowe, Ron 1958, '59
Cummins, Bob 1942

• D •

Dalquest, John 1926, '27, '28
Dalthorp, Norman 1941, '42, '46
Damon, Clay 1984, '85, '86, '87
Dana, L. 1903
Daniels, Don 1959
Davidson, Jack 1914, '15, '16, '17
Day, Jeffrey 2002, '03
Dentmon, Justin 2006, '07, '08, '09
Deutsche, Dick 1916
Dickau, Dan 1998, '99
Didrickson, Scott 1992, '93, '94, '95
Dixon, David 2000, '01, '02
Dorland, Don 1957, '58, '59
Dorr, Bob 1938, '39, '40
Dorsey, Chester 1974, '75, '76, '77
Dorsey, Pat 1937, '38, '39
Douglas, John 1960, '61
Draney, Ed 1938
Duckering, William 1903
Dudley, Charles 1971, '72
Dunaway 1914
Dunlap, William P. 1901, '02, '03

• E •

Easley, Dale 1961, '62
Eathorne, Les 1946, '47
Eckman, Bob 1947
Eckman, Jim 1949
Edwards, James 1974, '75, '76, '77
Egge, Bob 1935, '36, '37
Elliot, Will 1952, '53
Engstrom, Bob 1948
Enochs, Duane 1950, '51, '52
Evenson, Steve 1985, '86

• F •

Fahnestock, Rob 1964, '66
Faires, D.E. 1903
Fancher, Jack 1913, '14, '15
Femerling, Patrick 1996, '97, '98
Fink, Mike 1971
Fisher, Levi 1965, '66, '67
Fleming, Bill 1940
Fletcher, Matt 2005
Filifet, George 1941, '42
Flowers, Bob 1963, '64, '65
Ford, Doug 1942, '43
Fortier, Paul 1983, '84, '85, '86
Frankland, Charles 1921, '23
Frayne, Dick 1923, '24, '25
French, James 1991, '92

Fronk, Bob 1978, '79, '80, '81
Froude, Chester 1924
Fuller, John 1931, '32, '33

• G •

Gaddy, Abdul 2010, '11, '12, '13
Galer, Bob 1933, '34, '35
Gannon, Jack 1935, '36, '37
Gant, Darnell, 2009, '10, '11, '12
Gardner, Gary 1983, '84
Gardner, Osborne 1923, '24
Gasser, Hans 2004, '05, '06, '07
Getaz, Jack 1944
Gibbs, Rod 1946
Gilbertson, Merlin 1942, '43, '47
Gill, Bob 1945, '46
Gilmur, Charles 1941, '43
Gissberg, Bill 1942, '43
Grant, George 1958, '59, '60
Green, Thalo 1998, '99, '00, '01
Greer, Jim 1957, '58
Griffin, Andra 1978, '79, '80, '81
Gritsch, Ernest 1929, '30, '31
Gritsch, Tony 1927, '28
Grondsdahl, Dale 1943, '44
Gross, Richard 1926
Gudmundsson, Petur 1978, '79, '80
Guisness, Frank 1950, '51, '52
Gunlach, Ralph 1923, '24

• H •

Hack, Perry 1927, '28, '29
Hale, Grattan 1925, '26
Hall, Steve 1989, '90
Halle, Roland 1953, '54
Hamilton, Jason 1995, '96
Hanover, Jack 1932, '33, '34
Hansen, Lars 1973, '74, '75, '76
Hanson Bill 1960, '61, '62
Harris, Gordy 1965, '66, '67
Hart, Charlie 1962, '63, '64
Hartman, Jason 1995, '96
Haug, Ron 1944
Hawes, Jeff 1972, '73, '74
Hawes, Spencer 2007
Hawes, Steve 1970, '71, '72
Hawken, David 1993 '94 '95
Hayward, Mike 1988, '89, '90, '91
Heaman, Bob 1932, '33
Heller, William 1910
Henson, LaDon 1946, '9, '50, '51
Hermann, Jim 1964, '65, '67
Hesketh, Bob 1923, '24, '25
Hesketh, L. 1923
Hess, Bart 1977, '78
Hill, Greg 1986, '87
Hill, William 1902, '03,
Holbrook, Paul 1918
Holiday, Justin 2008, '09, '10, '11
Holman, Pete 1991
Hosley, Antoine 2011
Hosley, Rex 1911
Houbregs, Bob 1951, '52, '53
Hovde, Dave 1965, '66, '67
Howard, Barry 1988, '89
Howell, Byron 1982, '83
Hudson, David 2003
Huguenin, Dave 1967

• I •

Ide, Wilson 1918, '19
Irvine, Earle 1958, '59, '61
Irvine, George 1968, '69, '70
Izzard, Dick 1939, '40

• J •

Jack, Greg 1975, '76
Jackson, Larry 1975, '76
Jackson, Steve 1980, '81, '82
Jamieson, Cecil 1918, '19, '20
Jaloff, Stan 1928, '29, '30
James, Alfred 1926, '27, '28
Jarreau, Jernard 2013
Jefferson, Keith 1949, '50, '51
Jenkins, Anthony 1988, '89, '90
Jensen, Mike 2003, '04, '05, '06
Jewell, Earl 1925, '27
Johnson, Alex 2004, '05
Johnson, Bob 1965,
Johnson, Hall 1927
Johnson, Jerry 1954, '55
Johnson, Michael 1998, '99, '00, '01
Jones, Bobby 2003, '04, '05, '06
Jorgenson, Bob 1945, '46, '47, '48

• K •

Kaps, Ryan 1990
Kastner, Walter 1936
Keane, Martin 1993
Keeler, Otis 1912
Kemp, Jr., Shawn 2012, '13
Kennedy, 1903
King, Richard 1945
Knight, Erroll 2002
Koehler, David 1983, '84
Koon, Charles 1952, '53
Krell, Ken 1972
Kuyper, Tim 1983, '84

• L •

Larsen, Gary 1968, '69
Lautenbach, Todd 1988, '89, '90, '91
Leask, Wallace 1941, '42, '43
Lee, Dick 1963, '64, '65
Lee, Hal 1932, '33, '34
Leep, Grant 1999, '00, '01, '02
Leichty, Roy 1903
Lemman, Robert 1945
Lewis, Bill 1977
Lewis, Evan 1921, '22, '23
Lindh, Bob 1940, '41, '42
Lindig, Harry 1903
Lindsay, 1904
Lockhart, Harry 1937, '38, '39
Lombard, Ken 1975, '76
Lopez, Alex 1995
Loube, Fred 1903
Loverich, Ed 1935, '36, '37
Lowe, John 1937
Luton, Deon 1997, '98, '99, '00
Lyles, Kenny 1979, '81, '82
Lynch, Jack 1964

• M •

MacCulloch, Todd 1996, '97, '98, '99
Mack, John 1961
Mallory, Jim 1944, '47, '48, '49
Manning, Rich 1992, '93
Mattila, Marty 1981
Mathews, Henry 1964, '65
Matzen, Steve 1977, '78, '79, '80
Mar, Alfred 1944
Massingale, C.J. 2001, '02, '03
McClain, Michael 1994, '95
McClary, Doug 1951, '52, '53
McClary, Harold 1928, '29, '30
McCutchen, Mike 1951, '52, '53
McDonald, Bill 1938, '39, '40
McFee, Joel 1913, '14, '15
McKinstry, Bob 1934, '36
McKnight, John 1973

McMillan, Don 1944, '45
 Meekins, Doug 1990, '91, '92
 Merrin, Dick 1934
 Merritt, Brent 1990, '91
 Metzger, Mark 1949
 Millikan, Jim 1948
 Mitchell, Charles 1940
 Mitchell, Darren 1994
 Monroe, Mike 1955
 Moritz, Andrew 1999, '00
 Morrell, Troy 1985, '86, '87
 Morris, Bill 1955
 Morris, Tim 2008
 Morris, William 1941, '42, '43, '44
 Moscatel, Al 1986, '87
 Mossell, Jim 1971, '72
 Murphy, Al 1958, '59, '60
 Murphy, Ernest 1918

• N •

Nairn, Chandler 1992, '93
 Names, Clint 1959, '60, '61
 Nance, Lynn 1964, '65
 N'Diaye, Aziz 2011, '12, '13
 Neff, Jack 1931
 Neill, Mike 1976, '77, '78
 Nelson, Gary 1955, '56
 Nelson, Harry 1940, '41, '42
 Nelson, Louie 1971, '72, '73
 Nelson, Ned 1930, '31, '32
 Nelson, Perry 1944
 Nelson, Phil 2007
 Nichols, Jack 1944, '47, '48
 Nicholson, Leo 1920, '21
 Niva, Roger 1960, '61, '62
 Nordstrom, Erik 1986
 Nordstrom, Lloyd 1931

• O •

Oliver, Adrian 2007
 Olsen, Ron 1954, '55, '56
 Olsen, Steve 1964, '65, '66
 Olson, Oscar 1911, '12, '13
 O'Neil, Don 1944
 Opacich, Andy 1947, '48, '49
 O'Railey, 1903
 Ostenson, Gary 1967, '68
 Ostling, Ed 1933
 Overstreet, Dian 2013
 Overton, Venoy 2008, '09, '10, '11

• P •

Pagett, Brett 1992, '93
 Pariseau, John 1957, '58, '59
 Parker, Chris 1976
 Parsons, Dean 1952, '53, '54, '55
 Parthemer, Russ 1949, '50, '51
 Paterson, Hunt 1935, '36, '37
 Patnoe, Ron 1954, '55, '56
 Paul, Ron 1962, '63
 Peebles, Clint 1962, '63, '64
 Perkins, Doyle 1954, '55, '56
 Perkins, Prentiss 1993
 Perkins, Will 2000, '01
 Peny, Virgil 1930, '31, '33
 Peters, Albert 1923
 Peterson, Arthur 1929, '30
 Pope, Mark 1992, '93
 Pomfret, Jack 1946
 Pondexter, Quincy 2007, '08, '09, '10
 Porter, LaMoyne 1961
 Potter, Zane 2004, '05, '06
 Pounds, Larry 1974, '75

Price, Ray 1972, '73, '74
 Priess, Newell 1938

• Q •

Quigg, John 1971, '73

• R •

Rabel, 1910
 Ramsey, Clarence 1974, '75, '76
 Randall, George C. 1902
 Rashad, Amir 1990, '91, '92, '94
 Recasner, Eldridge 1987, '88, '89, '90
 Reese, Robert 1937, '38
 Reiten, Dick 1960, '61, '62
 Riddle, Stanley 1916, '17
 Riva, Blake 1983
 Roake, Steve 1953
 Roberson, Andy 1993 '94, '95, '96
 Roberts, Dan 1947
 Robinson, Harold 1944
 Robinson, Nate 2003, '04, '05
 Robinson, Ralph 1913, '14, '15
 Robinson, Tom 1988, '89
 Rogers, Reggie 1983, '84, '85
 Rollins, Hakeem 2004
 Romar, Lorenzo 1979, '80
 Rosenberg, Henry 1935, '36
 Ross, Terrence 2011, '12
 Roy, Brandon 2003, '04, '05, '06
 Rutherford, Eugene 1930

• S •

St. John, Harold 1925, '26, '27
 St. John, John 1909, '10, '11
 Sanford, Mark 1995, '96, '97
 Sanor, Jeff 1987, '88, '89
 Saunders, Scott 1917
 Savage, Tony 1912, '13, '14, '15
 Schively, Dick 1915, '16
 Schlichting, Harold 1939, '40, '41
 Schmidt, Warren 1958
 Schrempf, Detlef 1982, '83, '84, '85
 Schreuder, Otis 1914, '15
 Schuss, Albert 1925, '26, '27
 Schwabe, Eric 1985
 Scott, Mark 1975, '76, '77, '78
 Seferian-Jenkins, Austin 2012
 Seilk, Harry 1919
 Seilk, Heine 1921, '22
 Sharp, Larry 1961, '62, '63
 Sheaffer, Chuck 1943, '46, '47
 Sheaffer, Robert 1940
 Sherrer, Brendan 2010, '11, '12
 Shelton, Marlon 1999, '00, '01, '03
 Shimer, Pete 1984
 Shoudy, Loyal 1902, '03
 Sigurdsson, Flosi 1982, '83, '84, '85
 Simmons, Desmond 2012, '13
 Simmons, Tre 2004, '05
 Slettedahl, Rick 1967, '68, '69
 Smart, Doug 1957, '58, '59
 Smith, Al 1974, '75, '76
 Smith, Chris 1934
 Smith, Don 1957
 Smith, George 1916, '17
 Smith, Joel 2005, '06, '08
 Smith, Ralph 1917, '19, '20
 Snider, Monty 1927, '28, '29
 Sohns, Clinton 1919
 Solibakke, Bruce 1956
 Soriano, Louie 1949, '50, '51
 Staatz, Karl 1911, '12
 Staatz, Stan 1917
 Staatz, V.P. 1920
 Stady, Bill 1956, '57, '58
 Sterling, Quinn 2013

Stewart, Don 1950, '51
 Stewart, Hikeem, 2012, '13
 Stewart, Kim 1975, '76, '77, '78
 Stokes, Curt 1973, '74, '75
 Stone, Rafael 1968, '69, '70
 Sugg, E.E. 1909, '11
 Suggs, Scott, 2009-11, '13
 Sunitsch, Don 1955, '56, '57
 Supper, N.W. 1911
 Sutton, Wayne 1912
 Swanson, Henry 1929, '30, '31
 Swygard, Kline 1931, '32

• T •

Talbot, Archie 1919, '20, '21
 Tanner, Darrell 1983
 Taylor, Bill 1943, '44, '47, '48
 Taylor, J.D. 1985, '86, '87
 Teats, Roscoe 1901, '02
 Thomas, Isaiah, 2009, '10, '11
 Thompson, Chris 1996, '97, '98
 Thompson, Don 1940
 Thompson, 1903
 Tillman, Paul 1970, '71, '72
 Clarence Trent, 2010
 Tripp, Don 1953, '54
 Troyer, Michael 1969, '70, '71
 Tuft, John 1956, '57
 Turner, Elston, 2009, '10
 Tyrus, Jason 1993 '94

• V •

Vandenburgh, Bill 1945, '47, '48, '49
 Vaughn, Alvin 1981, '82, '83, '84
 Vaughn, Don 1978, '79, '80, '81
 Vidato, Kevin 1984, '85, '86, '87
 Voeglin, Karl 1954, '55, '56
 Voelker, Bob 1940, '41
 Voelker, Jack 1939, '40, '41
 Voelker, Richard 1937, '38, '39

• W •

Wade, Lee 1951
 Wagner, Charles 1935, '36, '37
 Wagner, Clyde 1934, '35
 Walcott, Chris 1997, '98, '99, '00
 Walker, Stan 1977, '78, '79, '80
 Wallace, Artem 2006, '07, '08, '09
 Wallace, Marc 1970
 Waller, Frank 1901, '02, '03
 Wand, Tom 1912, '13
 Ward, Bill 1953
 Ward, Jack 1950, '51
 Washington, Anthony 2003, '04
 Watling, Jeff 1988, '89
 Watson, Brad 1980, '81, '82, '83
 Watts, Donald 1996, '97, '98, '99
 Weber, Joe 1932, '33, '34
 Wegner, Alex 2012
 Welp, Chris 1984, '85, '86, '87
 Welts, Dick 1924
 Werner, Ross 1936, '37, '38
 West, Dave 1968, '69, '70
 West, Harold 1930, '31
 West, Mark 1987, '88, '89, '90
 Westlake, Doug 1966, '67, '68
 White, Sammy 1947, '48, '49
 Wilcox, C.J. 2011, '12, '13
 Willenborg, Dave 1969, '70, '71
 Williams, Jamaal 2005, '06
 Williams, Ron 1973, '74
 Williams, Shag 1982, '84, '85, '86
 Williams, 1910
 Williamson, Roy 1938, '39
 Wilson, Brad 1960

Wilson, David 1985, '86, '87, '88
 Wilson, Steve 1962, '63, '64
 Wolfinger, Joe 2008, '09
 Woods, Andy 1992 '94
 Woods, James 1977, '78, '79, '80
 Woods, Maurice 1991, '92, '93 '94
 Woolcock, Patrick 1968, '69, '70
 Wrenn, Doug 2002, '03
 Wroten, Tony 2012
 Wooten, Jan 1997, '98
 Wyman, Don 1934, '35

• Y •

Youngblood, Quentin (see Rashad, Amir)

• Z •

Zevenbergen, Phil 1986, '87
 Ziegenfuss, George 1937, '38, '39

HUSKY HONOR ROLL

All-America

1911	C.C. Clementson, g
1915	Anthony Savage, f
1920	Irving Cook, g
1928	Alfie James, g
1931	Ralph Cairney, g
1934	Hal Lee, g
1935	Bob Galer, f
1936	Bob Egge, g
1943	Bill Morris, g
1948	Jack Nichols, c
1953	* Bob Houbregs, c
1971	Steve Hawes, c
1972	Steve Hawes, c
1973	Louie Nelson, g
1976	James Edwards, c
2005	Nate Robinson, g (AP/NABC, 3rd)
2006	Brandon Roy, g
2009	Jon Brockman, f (AP, HM)
2011	Isaiah Thomas, G (AP, HM)

*Houbregs was a consensus All-America selection; he was also chosen NCAA Player of the Year by the Helms Athletic Foundation.

Chip Hilton Player of the Year

2009	Jon Brockman, f
------	-----------------

First Team All-Conference Picks by School (since 1916)

UCLA	111
Washington	90
California	82
USC	79
Stanford	74
Oregon	60
Oregon State	59
Arizona	51
Washington State	44
Arizona State	28
Colorado	1

All-District (West Coast)

1950	Frank Guisness, f
1952	Bob Houbregs, c
1952	Frank Guisness, f
1953	Bob Houbregs, c
1955	Dean Parsons, c
1957	Doug Smart, f
1957	Bruno Boin, c
1958	Doug Smart, c
1959	Doug Smart, f
1959	Bruno Boin, c
1961	Bill Hanson, c
1971	Steve Hawes, c
1973	Louie Nelson, g
1977	James Edwards, c
1984	* Detlef Schrempf, f
1985	Detlef Schrempf, f
1986	* Chris Welp, c
	Paul Fortier, f
1987	Chris Welp, c
1993	Rich Manning, c
1996	Mark Sanford, f
1998	Todd MacCulloch, c
1999	Todd MacCulloch, c
2000	Deon Luton, g
2004	Brandon Roy, g
2005	Nate Robinson, g
	Tre Simmons, g

2006	Brandon Roy, g
2008	Jon Brockman, f
2009	Jon Brockman, f
	Justin Dentmon, g
2010	Quincy Pondexter, g
	Isaiah Thomas, g
2011	Matthew Bryan-Amaning, F
	Isaiah Thomas, g
2012	Terrence Ross, g
	Tony Wroten, g
2013	C.J. Wilcox, g (2nd)

*District 8 Player of the Year.

Northwest Intercollegiate Athletic Association (1911–15)

1911	Oscar Olson, f
	C.C. Clementson, g
1912	Otis Keeler, g
	Tony Savage, c
	Karl Staatz, f
1913	C.A. Byler, f
	Tony Savage, c
1914	Jack Fancher, g
	Tony Savage, c

Pacific Coast Conference (1916–59)

1916	Jack Davidson, f
1917	Steve Staatz, g
1919	Irving Cook, g
1920	Irving Cook, g
1921	Henry Sielk, c
1922	Jammy Bryan, g
1923	J.R. Crawford, g
1924	Dick Welts, g
1925	Bob Hesketh, f
1926	Albert Schuss, f
1928	Alfred James, g
	Monty Snider, f
1929	Harold McClary, c
1930	Henry Swanson, f
1931	Ralph Cairney, g
	Henry Swanson, f
1932	Ralph Cairney, g
1933	Hal Lee, g
1934	Bob Galer, f
	Hal Lee, g
1935	Bob Galer, f
1936	Ralph Bishop, c
	Bob Egge, g
1937	Ed Loverich, f
1939	George Ziegenfuss, g
1943	Chuck Gilmur, c
	Bill Morris, g
1944	Al Akins, f
	Bill Morris, g
	Perry Nelson, f
	Jack Nichols, c
	Bill Taylor, g
1945	Bob Jorgenson, g
1946	Norm Dalthorp, g
1947	Jack Nichols, f
1948	Jack Nichols, f
	Sammy White, f
1949	Sammy White, f
1950	Lou Soriano, g
1951	Frank Guisness, f
	Bob Houbregs, c
1952	Frank Guisness, f
	Bob Houbregs, c

1953	Joe Cipriano, g
	Bob Houbregs, c
	Doug McClary, f
1954	Dean Parsons, f
1955	Dean Parsons, f
1956	Bruno Boin, c
1957	Doug Smart, c
1958	Doug Smart, c
1959	Doug Smart, c

Athletic Association of Western Universities (1960–68)

1960	Bill Hanson, f
1961	Bill Hanson, f
1962	Bill Hanson, c
1963	Ed Corell, f

Pacific-8 Conference (1969–78)

1970	George Irvine, f
1972	Steve Hawes, f
1973	Louie Nelson, g
1976	James Edwards, c
1977	James Edwards, c

Pacific-12 Conference (1979–present)

1981	Andra Griffin, f
1982	Dan Caldwell, f
1984	Detlef Schrempf, f
1985	Detlef Schrempf, f
	Chris Welp, c
1986	Paul Fortier, f
	* Chris Welp, c
1987	Chris Welp, c
	Phil Zevenbergen, f
1988	Eldridge Recasner, g
1989	Eldridge Recasner, g
1990	Eldridge Recasner, g
1993	Rich Manning, c
1996	Mark Sanford, f
1997	Mark Sanford, f
1998	Todd MacCulloch, c
	Deon Luton, g (HM)
1999	Todd MacCulloch, c
	Donald Watts, g (HM)
2000	Deon Luton, g (HM)
2002	Doug Wrenn, f
2004	Nate Robinson, g
	Brandon Roy, g (HM)
2005	Nate Robinson, g
	Tre Simmons, g
	Will Conroy, g (HM)
	Brandon Roy, g (HM)
2006	* Brandon Roy, g
	Bobby Jones, g (HM)
	Jamaal Williams, f (HM)
2007	Jon Brockman, f
	Spencer Hawes, c (HM)
2008	Jon Brockman, f (2nd)
2009	Jon Brockman, f
	Justin Dentmon, g
	Isaiah Thomas, g (2nd)
2010	Quincy Pondexter, g
	Isaiah Thomas, g
2011	Matthew Bryan-Amaning, F
	Isaiah Thomas, g
2012	Terrence Ross, g
	Tony Wroten, g
	C.J. Wilcox, g (HM)

2013	C.J. Wilcox, g (2nd)
------	----------------------

*Conference Player-of-the-Year

Pac-12 Coach of the Year (1976–present)

1982	Marv Harshman
1984	Marv Harshman
1996	Bob Bender
2005	Lorenzo Romar
2009	Lorenzo Romar
2012	Lorenzo Romar

Pac-12 Player of the Year (1976–present)

1986	Chris Welp
2006	Brandon Roy

Pac-12 Freshman of the Year (1979–present)

1984	Chris Welp
1988	Mike Hayward
1992	Mark Pope
2009	Isaiah Thomas
2012	Tony Wroten

Pac-12 Most Improved (2009–present)

2009	Justin Dentmon
2011	Matthew Bryan-Amaning

Pac-12 All-Defensive (2007–present)

2010	Venoy Overton
	Justin Holiday
2011	Justin Holiday (HM)
2012	Aziz N'Diaye

Pac-12 All-Freshman (1984–present)

1984	* Chris Welp, c
1987	Eldridge Recasner, g
1988	* Mike Hayward, f
1992	* Mark Pope, f
1995	Mark Sanford, f
1996	Todd MacCulloch, c
1999	Senque Carey, g
2003	Nate Robinson, g
2003	Bobby Jones, f (HM)
2005	Joel Smith, g (HM)
2006	Jon Brockman, f
	Justin Dentmon, g
2007	Quincy Pondexter, f (HM)
2009	* Isaiah Thomas
2011	C.J. Wilcox
	Terrence Ross (HM)
2012	* Tony Wroten

*Conference Freshman-of-the-Year

Pac-10 All-Newcomer (1981–1983, 1993–2008)

1983	Reggie Rogers, c
1993	Prentiss Perkins, g
1994	Sam Allen, f
	Michael McClain, g
1995	Mike Amos, c
	Jason Hamilton, g
2002	* Doug Wrenn, g
2006	* Ryan Appleby, g

*Conference Newcomer-of-the-Year



Clint Names was the recipient of the Hec Edmundson Most Inspirational Award in 1961.

Pac-10 Sixth Man of the Year (1984-87)

1986 Al Moscatel

Tom Hansen Pac-10 Medal

2009 Jon Brockman

Pac-12 All-Academic

1987 Clay Damon
1993 Brett Pagett
Mark Pope
1994 Scott Didrickson
Andy Roberson (HM)
1996 Andy Roberson (HM)
1997 Todd MacCulloch
Chris Thompson (HM)
1998 Todd MacCulloch
Chris Thompson
1999 Todd MacCulloch
Chris Walcott (HM)
2000 Chris Walcott
2005 Hans Gasser (2nd)
2006 Hans Gasser (2nd)
2007 Hans Gasser (2nd)
2011 Brendan Sherrer (HM)

Pac-12 Player of the Week (1984-present)

1984 Detlef Schrempf, Feb. 6
1985 Detlef Schrempf, Dec. 3
1986 Chris Welp, Jan. 13
Chris Welp, Jan. 20
1987 Chris Welp, Feb. 2
1988 Eldridge Recasner, Jan. 25
1989 Mark West, Dec. 19
1991 Doug Meekins, Jan. 28
Dion Brown, Mar. 5
1994 Maurice Woods, Feb. 7
1996 Mark Sanford, Jan. 29
1997 Mark Sanford, Feb. 3
1998 Todd MacCulloch, Dec. 1
Todd MacCulloch, Jan. 29
Donald Watts, Feb. 16
1999 Deon Luton, Nov. 30
Todd MacCulloch, Jan. 18
Deon Luton, Feb. 8
2002 Curtis Allen, Dec. 3
2004 Nate Robinson, Feb. 2
Brandon Roy, Feb. 28
2005 Nate Robinson, Nov. 29

Tre Simmons, Feb. 28
2006 Bobby Jones, Jan. 16
Brandon Roy, Feb. 13
Brandon Roy, Feb. 20
Brandon Roy, Feb. 27
2007 Spencer Hawes, Dec. 26
Jon Brockman, Feb. 12
2008 Jon Brockman, Nov. 19
Jon Brockman, Dec. 24
Jon Brockman, Jan. 21
2009 Jon Brockman, Mar. 2
2010 Quincy Pondexter, Nov. 16
Quincy Pondexter, Dec. 7
Quincy Pondexter, Jan. 18
Quincy Pondexter, Feb. 8
Quincy Pondexter, March 8
2011 Matthew Bryan-Amaning, Jan. 3
Isaiah Thomas, Jan. 10
Isaiah Thomas, Jan. 23
Isaiah Thomas, Feb. 14
2012 C.J. Wilcox, Nov. 14
Tony Wroten, Jan. 2
Terrence Ross, Jan. 16
2013 C.J. Wilcox, Jan. 14

Pac-12 All-Tournament Team

1987 Chris Welp & Phil Zevenbergen
2004 Nate Robinson
2005 Nate Robinson & Tre Simmons
2006 Brandon Roy
2010 Isaiah Thomas (MOP) & Quincy Pondexter
2011 Isaiah Thomas (MOP) & Terrence Ross

Team Awards

KJR Radio MVP

1984 Detlef Schrempf
1985 Detlef Schrempf
1986 Chris Welp
1987 Chris Welp
1988 Eldridge Recasner
1989 Eldridge Recasner
1990 Eldridge Recasner
1991 Dion Brown
1992 Rich Manning
1993 Rich Manning
1994 Amir Rashad & Maurice Woods
1995 Bryant Boston

1996 Jason Hamilton
1997 Jamie Booker
1998 Donald Watts
1999 Todd MacCulloch
2000 Deon Luton
2001 Will Perkins
2002 Doug Wrenn
2003 Will Conroy
2004 Nate Robinson & Brandon Roy
2005 Will Conroy & Nate Robinson
2006 Brandon Roy
2007 Jon Brockman
2008 Jon Brockman
2009 Jon Brockman
2010 Quincy Pondexter
2011 Isaiah Thomas
2012 Terrence Ross
2013 C.J. Wilcox

101 Club Scholar/Athlete Award

1952 Doug McClary
1953 Doug McClary
1954 Bob Morris
1955 Bob Morris
1956 Bruno Boin
1957 Bruno Boin
1958 Dick Crews
1959 Bruno Boin
1960 Roger Niva
1961 Roger Niva
1962 Roger Niva
1963 Larry Sharp
1964 Jim Hermann
1965 Bob Flowers
1966 Lance Brigham
1967 Lance Brigham
1968 Rick Slettedahl
1969 John Buller & Rafael Stone
1970 Rafael Stone
1971 Mike Troyer
1972 Bruce Case
1973 Jeff Hawes
1974 Ray Price
1975 Al Smith
1976 Greg Jack
1977 Chester Dorsey
1978 Bart Hess
1980 Steve Matzen
1981 Marty Mattila
1982 Dan Caldwell
1984 Pete Shimer
1986 Clay Damon
1987 Clay Damon
1988 Tom Robinson
1989 Tom Robinson
1990 Mike Hayward
1991 Pete Holman
1992 Mark Pope
1993 Brett Pagett & Mark Pope
1994 Scott Didrickson
1995 Scott Didrickson
1996 Chris Thompson
1997 Chris Thompson
1998 Chris Thompson
1999 Todd MacCulloch
2000 Thalo Green
2001 Thalo Green
2002 Grant Leep

2003 Marlon Shelton
2004 Alex Johnson
2005 Alex Johnson
2006 Hans Gasser
2007 Spencer Hawes
2008 Justin Dentmon
2009 Artem Wallace
2010 Quincy Pondexter
2011 Brendan Sherrer & Aziz N'Diaye
2012 Brendan Sherrer & Desmond Simmons
2013 Desmond Simmons


John Meyers Award (Defensive Player of the Year)

1986 Paul Fortier
1988 Troy Morrell
1989 Anthony Jenkins
1991 Mike Hayward
1993 Bryant Boston & Mark Pope
1994 Michael McClain
1995 Jason Hamilton & Michael McClain
1996 Jason Hamilton
1997 Patrick Fomerling
1998 Patrick Fomerling
1999 Greg Clark
2000 Greg Clark
2001 Marlon Shelton
2002 Will Conroy
2003 Anthony Washington
2004 Bobby Jones
2005 Bobby Jones
2006 Bobby Jones & Brandon Roy
2007 Artem Wallace
2008 Artem Wallace
2009 Venoy Overton
2010 Justin Holiday & Venoy Overton
2011 M. Bryan-Amaning & J. Holiday
2012 Aziz N'Diaye
2013 Aziz N'Diaye

Hec Edmundson (Most Inspirational Award)

1934 Hal Lee
1935 Bob Galer
1936 Ralph Bishop
1937 Robert Egge
1938 Ross Werner
1939 George Ziegenfuss
1940 Bill McDonald
1941 Harold Schlichting
1942 Robert Lindh
1943 Charles Gilmur
1944 William Morris
1945 Robert Jorgenson
1946 Robert Gill
1947 Merlin Gilbertson
1948 Bill Vandenburg
1953 Bill Ward
1954 Roland Halle
1955 Jerry Johnson
1956 Jim Coshow
1957 Dick Crews
1958 Dick Crews
1959 Al Murphy
1960 Bruno Boin
1961 Clint Names
1962 Keith Brown
1963 Larry Sharp
1964 Charlie Hart

HUSKY HONOR ROLL



Chester Dorsey earned the team's Wurster Award to the top hustler during the 1976 season.

1965	Lynn Nance
1966	Dave Hovde
1967	Dave Hovde
1968	Dave Carr
1969	Pat Woolcock
1970	Pat Woolcock
1971	Mike Troyer
1972	Bruce Case
1973	Louie Nelson
1974	Ray Price
1975	Larry Pounds
1976	Lars Hansen
1977	Steve Matzen
1978	Kim Stewart
1979	Lorenzo Romar
1980	Lorenzo Romar
1981	Don Vaughn
1982	Steve Burks
1983	Alvin Vaughn
1984	Flosi Sigurdsson
1985	Flosi Sigurdsson
1986	Al Moscatel
1987	Troy Morrell
1988	Troy Morrell
1989	Barry Howard
1990	Todd Lautenbach
1991	Todd Lautenbach
1993	Scott Didrickson
1994	Trent Cornelius
1995	Jamie Booker & Scott Didrickson
1996	Mike Amos & Andy Roberson
1997	James Wheeler
1998	Bryan Brown
1999	Bryan Brown
2000	Bryan Brown
2001	Bryan Brown
2002	Grant Leep
2003	Nate Robinson
2004	Curtis Allen
2005	Will Conroy
2006	Jones Smith
2007	Joe Wolfinger
2008	Joel Smith
2009	Justin Dentmon
2010	Justin Holiday
2011	Darnell Gant
2012	Darnell Gant
2013	Martin Breunig

Harshman Trophy (Top Rebounder)

1974	Larry Pounds
1975	James Edwards
1976	Lars Hansen
1977	James Edwards
1978	James Woods
1979	James Woods
1980	Stan Walker
1981	Dan Caldwell & Kenny Lyles
1982	Dan Caldwell
1983	Darrell Tanner & Detlef Schrempf
1984	Detlef Schrempf
1985	Detlef Schrempf
1986	Chris Welp
1987	Chris Welp
1988	Mark West
1989	Mark West
1990	Dion Brown
1991	Dion Brown
1992	Mark Pope
1993	Rich Manning
1994	Amir Rashad
1995	Mark Sanford
1996	Mark Sanford
1997	Mark Sanford
1998	Todd MacCulloch
1999	Todd MacCulloch
2000	Will Perkins
2001	Will Perkins
2002	David Dixon
2003	Doug Wrenn
2004	Brandon Roy
2005	Bobby Jones
2006	Jon Brockman
2007	Jon Brockman
2008	Jon Brockman
2009	Jon Brockman
2010	Quincy Pondexter
2011	Matthew Bryan-Amaning
2012	Aziz N'Diaye
2013	Aziz N'Diaye

Tyee Sports Council Community Service

1990	Eldridge Recasner
1992	Scott Didrickson
1994	Scott Didrickson
1995	Bryant Boston
1996	Jason Hamilton
1998	Todd MacCulloch
1999	Todd MacCulloch & Donald Watts
2000	Chris Walcott

2001	Thalo Green
2002	Grant Leep
2003	Marlon Shelton
2004	Bobby Jones
2005	Nate Robinson
2006	Zane Potter
2007	Jon Brockman
2008	Jon Brockman
2009	Jon Brockman

Playmaker Award

2004	Will Conroy
2005	Brandon Roy
2006	Brandon Roy
2007	Spencer Hawes
2008	Venoy Overton
2009	Isaiah Thomas
2010	Isaiah Thomas
2011	Isaiah Thomas
2012	Abdul Gaddy
2013	Abdul Gaddy

Coaches Award

2004	Curtis Allen & Hans Gasser
2005	Tre Simmons
2006	Ryan Appleby
2007	Hans Gasser
2008	Jon Brockman & Darnell Gant
2009	Darnell Gant
2010	Darnell Gant
2011	C.J. Wilcox & Terrence Ross
2012	Martin Breunig
2013	Jernard Jarreau

Industrial Award

(Hardest Worker)

2004	Hakeem Rollins
2005	Hakeem Rollins
2006	Joe Wolfinger
2007	Ryan Appleby
2008	Quincy Pondexter
2009	Quincy Pondexter
2010	Isaiah Thomas
2011	Aziz N'Diaye
2012	Desmond Simmons
2013	Aziz N'Diaye

Brandon West Award

(Walk-on of the Year)

1999	Andrew Moritz
2000	Travis Duty

2001	Sterling Brown
2002	Sterling Brown
2003	David Hudson
2004	Brandon Burmeister & Zane Potter
2005	Brandon Burmeister
2006	Brandon Burmeister
2007	Brandon Burmeister
2010	Brendon Sherrer
2011	Brendan Sherrer
2012	Brendan Sherrer
2013	Dion Overstreet & Quinn Sterling

Wurster Award

(Top Hustler)

1968	Dave West
1969	Dave Willenborg
1970	Rafael Stone
1971	Bruce Case
1972	Jim Mossell
1973	Ray Price
1974	Larry Pounds
1975	Lars Hansen
1976	Chester Dorsey
1977	James Edwards
1978	Steve Matzen
1979	Don Vaughn
1980	Dan Caldwell
1981	Kenny Lyles
1982	Dan Caldwell
1983	Detlef Schrempf
1984	Alvin Vaughn
1985	Shag Williams
1986	Troy Morrell
1987	Kevin Vidato
1988	Barry Howard
1989	Jeff Watling
1990	Brent Merritt
1991	Brent Merritt
1992	Brett Pagett
1993	Brett Pagett
1994	Jamie Booker
1995	Jamie Booker
1996	Jamie Booker
1997	Chris Thompson
1998	Thalo Green
1999	Donald Watts
2000	Thalo Green
2001	Thalo Green
2002	Grant Leep
2003	Bobby Jones
2004	Bobby Jones & Nate Robinson
2005	Bobby Jones & Nate Robinson



James Edwards was the Harshman Award winner in 1975 and 1977 as the team's top

2006	Brandon Roy
2007	Jon Brockman
2008	Justin Holiday
2009	Venoy Overton
2010	Justin Holiday
2011	Justin Holiday
2012	Desmond Simmons
2013	Desmond Simmons

Most Improved

1961	Ed Corell
1962	Keith Brown
1963	Dale Easley
1964	Clint Peebles
1965	Gordon Harris
1966	Dave Hovde
1967	Dave Carr
1968	George Irvine
1969	Dave Willenborg
1970	Dave Willenborg
1971	Charles Dudley
1972	Charles Dudley
1973	Ray Price
1974	James Edwards
1975	James Edwards
1976	Ken Lombard
1977	Kim Stewart
1978	James Woods
1979	Peter Gudmundsson
1980	Bob Fronk
1981	Dan Caldwell
1982	Brad Watson
1983	Dave Koehler
1984	Tim Kuyper
1985	Paul Fortier
1986	Shag Williams
1987	Phil Zevenbergen
1988	Jeff Sanor
1989	Todd Lautenbach
1990	Dion Brown
1991	Doug Meekins
1992	Chandler Nairn
1993	Martin Keane
1994	Maurice Woods
1995	David Hawken
1996	Todd MacCulloch
1997	Deon Luton
1998	Jan Wooten
1999	Senque Carey
2000	Marlon Shelton
2001	David Dixon
2002	David Dixon
2003	Mike Jensen
2004	Mike Jensen, Hakeem Rollins & Tre Simmons
2005	Tre Simmons & Jamaal Williams
2006	Jamaal Williams
2007	Jon Brockman
2008	Quincy Pondexter
2009	Quincy Pondexter, Justin Dentmon
2010	Matthew Bryan-Amaning
2011	Scott Suggs
2012	Tony Wroten
2013	Shawn Kemp, Jr.

Team Captains

1902	William R. Hill
1903	William R. Hill
1904	Loyal Shoudy
1905	Bill McDonald
1906	Bill McDonald
1909	J.I. St. John
1910	C.C. Clementson
1911	C.C. Clementson
1912	Oscar Olson
1913	Archie Byler
1914	Tom Savage
1915	Joel McFree
1916	John Davidson
1917	John Davidson
1919	Irving Cook
1920	Irving Cook
1921	Arch Talbot
1922	James Bryan
1923	Evan Lewis
1924	Richard Frayn
1925	George Anderson
1926	Gratton Hale
1927	Al Schuss
1928	Alfie James
1929	Monty Snider
1930	Harold McClary
1931	Henry Swanson
1932	Ralph Cairney
1933	Pete Antoncich
1934	Hal Lee
1935	Bob Galer
1936	Ralph Bishop
1937	Charles Wagner
1938	Ross Werner
1939	George Ziegenfuss
1940	Bill McDonald
1941	Jack Voelker
1942	Bob Lindh
1943	Wally Leask
1944	Jack Nichols
1945	Bill Vandenburg
1946	Norm Dalthorp
1947	Charles Shaeffer
1948	Merlin Gilberton
1949	Jack Nichols
1950	Bill Vandenburg
1951	LaDon Henson
1952	LaDon Henson
1953	Mike McCutchen
1954	Frank Guisness
1955	Mike McCutchen
1956	Don Tripp
1957	Dean Parsons
1958	Jim Coshaw
1959	Ron Olson
1960	Bruno Boin
1961	Don Sunitsch
1962	Bill Stady
1963	Bruno Boin
1964	Al Murphy

1961	Clint Names
1963	Ed Correll
1964	Charlie Hart
1965	Lynn Nance
1968	Dave Carr
1969	George Irvine
1970	George Irvine
1971	Dave Willenborg
1972	Mike Troyer
1973	Steve Hawes
1974	Louis Nelson
1975	Ron Ball
1976	Ray Price
1977	Larry Pounds
1978	Clarence Ramsey
1979	James Edwards
1980	Chester Dorsey
1981	Steve Matzen
1982	Steve Matzen
1983	Lorenzo Romar
1984	Andra Griffin
1985	Bob Fronk
1986	Dan Caldwell
1987	Kenny Lyles
1988	Brad Watson
1989	Alvin Vaughn
1990	Detlef Schrempf
1991	Shag Williams
1992	Paul Fortier
1993	Phil Zevenbergen
1994	Kevin Vidato
1995	Eldridge Recasner
1996	Eldridge Recasner
1997	Eldridge Recasner
1998	Dion Brown
1999	Rich Manning
2000	Andy Woods
2001	Rich Manning
2002	Amir Rashad
2003	Jason Tyrus
2004	Scott Didrickson
2005	Mike Amos
2006	Jamie Booker
2007	Bryant Boston
2008	Jason Hamilton
2009	Jamie Booker
2010	Chris Thompson
2011	Todd MacCulloch
2012	Donald Watts
2013	Thalo Green
2014	Michael Johnson
2015	Deon Luton
2016	Chris Walcott
2017	Bryan Brown
2018	Greg Clark
2019	Thalo Green
2020	Michael Johnson
2021	Will Perkins
2022	Grant Leep
2023	Marlon Shelton
2024	Curtis Allen
2025	Will Conroy

2005	Will Conroy
2006	Bobby Jones
2007	Brandon Roy
2008	Jon Brockman
2009	Ryan Appleby
2010	Jon Brockman
2011	Justin Dentmon
2012	Quincy Pondexter
2013	Quincy Pondexter
2014	Justin Holiday
2015	Isaiah Thomas
2016	Abdul Gaddy
2017	Darnell Gant
2018	Scott Suggs
2019	Abdul Gaddy
2020	Scott Suggs

1,000 POINT SCORERS

1 Chris Welp - 2,073 Points

Year	G	MIN	FG-A	Pct.	FT-A	Pct.	Reb.	Avg.	Ast	Blk	Stl	TP	Avg.
1984	31	947	135-237	.470	58-89	.652	192	6.2	42	28	11	328	16.8
1985	32	971	170-294	.578	75-108	.694	225	7.0	49	28	35	415	13.0
1986	31	1053	234-436	.537	133-177	.751	263	8.5	56	67	23	601	19.4
1987	35	1143	281-473	.594	167-226	.739	315	9.0	46	63	40	729	20.8
Totals	129	4114	820-1440	.569	433-600	.722	995	7.7	192	186	109	2073	16.1

2 Jon Brockman - 1,805 Points

Year	G	MIN	FG-A	Pct.	FT-A	Pct.	Reb.	Avg.	Ast	Blk	Stl	TP	Avg.
2006	33	605	88-166	.530	40-55	.727	167	5.1	21	3	31	216	6.5
2007	32	921	175-318	.550	103-156	.660	307	9.6	35	4	24	453	14.2
2008	32	1009	237-442	.536	94-181	.519	370	11.6	35	8	21	568	17.8
2009	34	1036	190-361	.526	126-197	.640	391	11.5	39	3	31	506	14.9
Totals	131	3760	718-1345	.534	369-603	.612	1283	9.8	133	18	111	1805	13.8

Note: 0 of 1 (.000) from 3-point range in career

3 Quincy Pondexter - 1,786 Points

Year	G	MIN	FG-A	Pct.	FT-A	Pct.	Reb.	Avg.	Ast	Blk	Stl	TP	Avg.
2007	32	764	124-249	.498	76-199	.760	128	4.0	49	6	21	342	10.7
2008	33	806	118-261	.452	76-111	.685	157	4.8	63	5	15	327	9.9
2009	35	983	165-323	.511	89-120	.742	207	5.9	55	13	25	422	12.1
2010	36	1162	245-464	.528	187-226	.827	265	7.4	63	21	46	695	19.3
Totals	136	3715	652-1297	.503	428-557	.768	757	5.6	230	45	107	1786	13.1

Note: 54 of 165 (.327) from 3-point range in career

4 Bob Houbregs - 1,774 Points

Year	G	MIN	FG-A	Pct.	FT-A	Pct.	Reb.	Avg.	Ast	Blk	Stl	TP	Avg.
1951	30	n/a	155-387	.401	98-131	.748	292	9.7	n/a	n/a	n/a	408	13.6
1952	28	n/a	189-440	.430	142-195	.728	298	10.6	n/a	n/a	n/a	520	18.6
1953	33	n/a	325-603	.539	196-264	.742	381	11.5	n/a	n/a	n/a	846	25.6
Totals	91	n/a	669-1430	.468	436-590	.739	971	10.7	n/a	n/a	n/a	1774	19.5

5 Todd MacCulloch - 1,743 Points

Year	G	MIN	FG-A	Pct.	FT-A	Pct.	Reb.	Avg.	Ast	Blk	Stl	TP	Avg.
1996	28	419	104-154	.675	38-59	.644	134	4.8	4	32	10	246	8.8
1997	28	614	163-241	.676	72-98	.735	204	7.3	12	25	17	398	14.2
1998	30	849	225-346	.650	107-152	.704	292	9.7	11	38	13	557	18.6
1999	29	904	210-317	.662	122-204	.595	345	11.9	24	47	29	542	18.7
Totals	115	2784	702-1058	.664	339-514	.660	975	8.5	51	142	69	1743	15.2

Note: Did not attempt a shot from 3-point range in career

6 Isaiah Thomas - 1,721 Points

Year	G	MIN	FG-A	Pct.	FT-A	Pct.	Reb.	Avg.	Ast	Blk	Stl	TP	Avg.
2009	35	993	180-431	.418	142-207	.686	106	3.0	91	2	38	541	15.5
2010	35	1089	186-448	.415	156-213	.732	137	3.9	111	3	37	593	16.9
2011	35	1115	188-422	.445	151-210	.719	123	3.5	213	2	47	587	16.8
Totals	105	3197	554-1301	.426	449-630	.713	366	3.5	415	7	122	1721	16.4

Note: 164 of 505 (.325) from 3-point range in career

7 Eldridge Recasner - 1,700 Points

Year	G	MIN	FG-A	Pct.	FT-A	Pct.	Reb.	Avg.	Ast	Blk	Stl	TP	Avg.
1987	35	1124	111-234	.474	69-99	.697	131	3.7	103	9	31	294	8.4
1988	28	1061	173-338	.512	105-128	.820	107	3.8	78	5	35	477	17.0
1989	28	1011	175-352	.497	106-128	.828	95	3.4	107	11	28	508	18.1
1990	26	981	142-326	.436	99-112	.884	101	3.9	88	3	24	421	16.2
Totals	117	4177	601-1250	.481	379-467	.812	434	3.7	376	28	118	1700	14.5


Note: 119 of 300 (.397) from 3-point range in career

8 James Edwards - 1,548 Points


Year	G	MIN	FG-A	Pct.	FT-A	Pct.	Reb.	Avg.	Ast	Blk	Stl	TP	Avg.
1974	25	n/a	68-160	.425	34-62	.548	115	4.6	n/a	n/a	n/a	170	6.8
1975	26	n/a	125-264	.473	70-129	.554	195	7.5	n/a	n/a	n/a	320	12.3
1976	28	811	205-392	.523	83-137	.606	200	7.1	38	n/a	n/a	493	17.6
1977	27	940	223-404	.552	119-184	.647	282	10.4	25	38	12	565	20.9
Totals	105	n/a	621-1220	.509	306-512	.598	792	7.5	n/a	n/a	n/a	1548	14.7

9 Steve Hawes - 1,516 Points


Year	G	MIN	FG-A	Pct.	FT-A	Pct.	Reb.	Avg.	Ast	Blk	Stl	TP	Avg.
1970	19	n/a	147-271	.542	90-131	.687	194	10.2	n/a	n/a	n/a	384	20.2
1971	28	n/a	213-405	.526	142-221	.643	386	14.8	n/a	n/a	n/a	568	20.3
1972	26	n/a	227-413	.550	110-158	.696	365	14.0	n/a	n/a	n/a	564	21.7
Totals	73	n/a	587-1089	.539	342-510	.671	945	12.9	n/a	n/a	n/a	1516	20.8




Chris Welp
1984-87




Bob Houbregs
1951-53



Todd MacCulloch
1996-99



Eldridge Recasner
1987-90




James Edwards
1974-77



Steve Hawes
1970-72



Louis Nelson
1971-73



Deon Lutton
1997-2000



Quincy Pondexter
2007-10



Isaiah Thomas
2009-11

1,000 POINT SCORERS

10 Louis Nelson - 1,504 Points

Year	G	MIN	FG-A	Pct.	FT-A	Pct.	Reb.	Avg.	Ast	Blk	Stl	TP	Avg.
1971	28	n/a	157-364	.431	173-219	.746	115	4.4	n/a	n/a	n/a	443	15.8
1972	26	n/a	144-328	.439	105-137	.766	99	3.8	n/a	n/a	n/a	393	15.1
1973	29	n/a	241-509	.473	186-242	.769	116	4.0	n/a	n/a	n/a	668	23.0
Totals	83	n/a	542-1201	.451	464-598	.776	330	4.0	n/a	n/a	n/a	1504	18.1

11 Deon Luton - 1,488 Points

Year	G	MIN	FG-A	Pct.	FT-A	Pct.	Reb.	Avg.	Ast	Blk	Stl	TP	Avg.
1997	28	476	60-144	.417	13-23	.565	51	1.8	31	3	7	159	5.7
1998	30	1011	166-415	.400	54-74	.730	68	2.3	74	16	26	461	15.4
1999	29	900	136-310	.439	93-118	.788	61	2.1	59	18	23	416	14.3
2000	30	987	156-386	.404	80-127	.630	103	3.4	39	27	31	452	15.1
Totals	117	3374	518-1254	.413	240-342	.702	283	2.4	203	64	87	1488	12.7

Note: 212 of 573 (.370) from 3-point range in career

12 Doug Smart - 1,478 Points

Year	G	MIN	FG-A	Pct.	FT-A	Pct.	Reb.	Avg.	Ast	Blk	Stl	TP	Avg.
1957	26	n/a	181-360	.503	132-206	.641	329	12.7	n/a	n/a	n/a	494	19.0
1958	26	n/a	211-479	.441	105-183	.574	349	13.4	n/a	n/a	n/a	527	20.3
1959	26	n/a	183-360	.508	91-144	.632	373	14.3	n/a	n/a	n/a	457	17.6
Totals	78	n/a	575-1199	.480	328-533	.615	1051	13.5	n/a	n/a	n/a	1478	18.9

13 Brandon Roy - 1,477 Points

Year	G	MIN	FG-A	Pct.	FT-A	Pct.	Reb.	Avg.	Ast	Blk	Stl	TP	Avg.
2003	13	224	30-60	.500	18-37	.486	38	2.9	13	3	4	79	6.1
2004	31	938	144-300	.480	106-135	.785	164	5.3	102	11	37	400	12.9
2005	26	629	131-232	.565	63-85	.741	129	5.0	58	26	16	332	12.8
2006	33	1046	228-449	.508	171-211	.810	186	5.6	135	26	46	666	20.2
Totals	103	2837	533-1041	.512	358-468	.765	517	5.0	308	49	103	1477	14.3

Note: 53 of 154 (.344) from 3-point range in career

14 Detlef Schrempf - 1,449 Points

Year	G	MIN	FG-A	Pct.	FT-A	Pct.	Reb.	Avg.	Ast	Blk	Stl	TP	Avg.
1982	28	314	33-73	.452	26-47	.553	56	2.0	13	2	3	92	3.3
1983	31	958	124-266	.466	81-113	.717	211	6.8	44	8	17	329	10.6
1984	31	1186	195-362	.539	131-178	.736	230	7.4	93	12	32	521	16.8
1985	32	1180	191-342	.558	125-175	.714	255	8.0	134	20	17	507	15.8
Totals	122	3638	543-1043	.521	363-513	.708	752	6.2	284	42	69	1449	11.9

15t Justin Dentmon - 1,425 Points

Year	G	MIN	FG-A	Pct.	FT-A	Pct.	Reb.	Avg.	Ast	Blk	Stl	TP	Avg.
2006	33	913	79-193	.409	96-118	.814	117	3.5	124	5	52	274	8.3
2007	32	928	109-267	.408	83-104	.798	129	4.0	115	1	39	324	10.1
2008	33	799	109-256	.426	77-109	.706	76	2.3	76	4	36	322	9.8
2009	35	992	160-353	.453	122-148	.824	96	2.7	86	5	53	505	14.4
Totals	133	3632	457-1069	.428	378-479	.789	418	3.1	401	15	180	1425	10.7

Note: 133 of 381 (.349) from 3-point range in career

15t Bill Hanson - 1,425 Points

Year	G	MIN	FG-A	Pct.	FT-A	Pct.	Reb.	Avg.	Ast	Blk	Stl	TP	Avg.
1960	28	n/a	165-313	.527	130-198	.657	228	8.1	n/a	n/a	n/a	460	16.4
1961	26	n/a	138-273	.505	148-190	.780	178	6.8	n/a	n/a	n/a	424	16.3
1962	26	n/a	197-394	.500	147-195	.754	250	9.6	n/a	n/a	n/a	541	20.8
Totals	80	n/a	500-980	.510	425-583	.729	656	8.2	n/a	n/a	n/a	1425	17.8

17 Bruno Boin - 1,336 Points

Year	G	MIN	FG-A	Pct.	FT-A	Pct.	Reb.	Avg.	Ast	Blk	Stl	TP	Avg.
1956	26	n/a	146-336	.399	156-215	.726	247	9.5	n/a	n/a	n/a	448	17.2
1957	26	n/a	165-390	.423	162-219	.740	283	10.9	n/a	n/a	n/a	492	18.9
1959	26	n/a	137-346	.395	122-154	.792	302	11.6	n/a	n/a	n/a	396	15.2
Totals	78	n/a	448-1072	.418	440-588	.748	832	10.5	n/a	n/a	n/a	1336	17.1

18 Paul Fortier - 1,326 Points

Year	G	MIN	FG-A	Pct.	FT-A	Pct.	Reb.	Avg.	Ast	Blk	Stl	TP	Avg.
1983	29	645	85-188	.452	37-62	.597	141	4.9	22	12	11	207	7.1
1984	31	819	118-232	.509	47-74	.635	140	4.5	59	17	29	283	9.1
1985	32	1163	156-288	.542	110-163	.675	205	6.4	82	11	35	422	13.2
1986	28	1009	151-306	.493	112-160	.700	201	7.2	70	16	21	414	14.8
Totals	120	3636	510-1014	.503	306-459	.667	687	5.7	233	56	96	1326	11.1

19 Clarence Ramsey - 1,323 Points

Year	G	MIN	FG-A	Pct.	FT-A	Pct.	Reb.	Avg.	Ast	Blk	Stl	TP	Avg.
1974	26	n/a	183-373	.491	52-71	.732	104	4.0	n/a	n/a	n/a	418	16.1
1975	26	n/a	194-417	.465	75-99	.758	116	4.5	n/a	n/a	n/a	463	17.8
1976	28	811	195-387	.504	52-71	.732	80	2.9	50	n/a	n/a	442	15.8
Totals	80	n/a	572-1177	.486	179-241	.743	300	3.8	n/a	n/a	n/a	1323	16.5

1,000 POINT SCORERS

20 Mark Sanford - 1,318 Points

Year	G	MIN	FG-A	Pct.	FT-A	Pct.	Reb.	Avg.	Ast	Blk	Stl	TP	Avg.
1995	26	711	155-362	.428	44-73	.603	149	5.7	27	18	26	378	14.5
1996	28	809	179-389	.460	73-112	.652	171	6.1	31	22	39	463	16.5
1997	28	927	185-382	.484	83-119	.698	225	8.0	61	26	30	477	17.0
Totals	82	2447	519-1133	.458	200-304	.658	545	6.6	119	66	95	1318	16.1

Note: 80 of 273 (.293) from 3-point range in career

21 George Irvine - 1,314 Points

Year	G	MIN	FG-A	Pct.	FT-A	Pct.	Reb.	Avg.	Ast	Blk	Stl	TP	Avg.
1968	26	n/a	144-255	.565	102-139	.734	197	7.6	n/a	n/a	n/a	390	15.0
1969	26	n/a	161-302	.533	67-98	.683	196	7.5	n/a	n/a	n/a	404	15.6
1970	26	n/a	194-337	.576	132-166	.795	175	6.7	n/a	n/a	n/a	520	20.0
Totals	78	n/a	499-894	.558	301-403	.747	568	7.3	n/a	n/a	n/a	1314	16.8

22 Andra Griffin - 1,294 Points

Year	G	MIN	FG-A	Pct.	FT-A	Pct.	Reb.	Avg.	Ast	Blk	Stl	TP	Avg.
1978	27	406	77-169	.467	22-39	.564	73	2.7	10	11	4	176	6.5
1979	25	615	119-274	.434	49-74	.662	122	4.9	29	6	18	287	11.5
1980	28	597	125-247	.506	56-79	.709	115	4.1	20	6	14	306	10.9
1981	27	898	210-361	.582	105-137	.766	154	5.7	9	9	17	525	19.4
Totals	107	2516	531-1051	.505	232-329	.705	464	4.3	68	32	53	1294	12.1

23 C.J. Wilcox - 1,293 Points

Year	G	MIN	FG-A	Pct.	FT-A	Pct.	Reb.	Avg.	Ast	Blk	Stl	TP	Avg.
2011	33	523	90-215	.419	25-31	.401	68	2.1	29	10	14	268	8.1
2012	32	912	152-348	.437	78-93	.839	108	3.4	39	20	29	455	14.2
2013	34	1184	201-480	.419	93-114	.816	146	4.3	65	35	37	570	16.8
Totals	99	2619	443-1043	.425	196-238	.824	322	3.3	133	65	80	1293	13.1

Note: 211 of 543 (.389) from 3-point range in career

24 Nate Robinson - 1,283 Points

Year	G	MIN	FG-A	Pct.	FT-A	Pct.	Reb.	Avg.	Ast	Blk	Stl	TP	Avg.
2003	23	576	120-260	.462	41-57	.719	89	3.9	52	0	26	300	13.0
2004	31	833	138-309	.447	87-102	.853	121	3.9	84	3	53	409	13.2
2005	35	1101	188-406	.463	136-174	.782	135	3.9	159	6	61	574	16.4
Totals	89	2510	446-975	.457	264-333	.793	345	3.9	295	9	140	1283	14.4

Note: 127 of 365 (.348) from 3-point range in career

25 Bobby Jones - 1,226 Points

Year	G	MIN	FG-A	Pct.	FT-A	Pct.	Reb.	Avg.	Ast	Blk	Stl	TP	Avg.
2003	27	514	48-119	.403	53-69	.768	111	4.1	28	12	21	153	5.7
2004	31	760	130-228	.570	87-131	.664	153	4.9	25	17	37	348	11.2
2005	34	865	133-261	.510	85-125	.680	190	5.6	57	13	36	382	11.2
2006	33	874	113-239	.473	88-118	.746	163	4.9	43	17	40	343	10.4
Totals	125	3013	424-847	.501	313-443	.707	617	4.9	153	59	134	1226	9.8

Note: 65 of 177 (.367) from 3-point range in career

26 Matthew Bryan-Amaning - 1,182 Points

Year	G	MIN	FG-A	Pct.	FT-A	Pct.	Reb.	Avg.	Ast	Blk	Stl	TP	Avg.
2008	33	482	61-150	.407	16-46	.348	104	3.2	12	18	21	138	4.2
2009	32	533	73-162	.451	46-77	.597	129	4.0	21	32	20	192	6.0
2010	36	821	134-248	.540	50-90	.556	214	5.9	16	54	37	318	8.8
2011	35	986	215-394	.546	104-168	.619	281	8.0	24	54	37	534	15.3
Totals	136	2822	483-954	.506	216-381	.567	728	5.4	73	158	115	1182	8.7

Note: 0 of 1 (.000) from 3-point range in career

27 Stan Walker - 1,175 Points

Year	G	MIN	FG-A	Pct.	FT-A	Pct.	Reb.	Avg.	Ast	Blk	Stl	TP	Avg.
1977	27	645	105-235	.447	25-36	.694	114	4.2	36	5	24	235	8.7
1978	27	728	121-278	.435	35-46	.761	142	5.3	51	4	22	277	10.3
1979	27	893	153-316	.484	33-47	.702	142	5.3	63	5	22	339	12.6
1980	28	821	150-295	.508	24-28	.857	158	5.6	63	8	35	324	11.6
Totals	109	3087	529-1124	.471	117-157	.745	556	5.1	213	22	103	1175	10.8

28 Donald Watts - 1,158 Points

Year	G	MIN	FG-A	Pct.	FT-A	Pct.	Reb.	Avg.	Ast	Blk	Stl	TP	Avg.
1996	28	471	24-108	.222	32-51	.627	46	1.6	40	3	19	85	3.0
1997	27	749	74-206	.359	70-97	.722	93	3.4	71	5	23	239	8.9
1998	30	991	156-328	.476	170-238	.714	117	3.9	107	14	48	506	16.9
1999	25	791	103-236	.436	90-127	.709	92	3.7	92	5	26	328	13.1
Totals	110	3002	357-878	.407	362-513	.706	348	3.2	310	27	116	1158	10.5

Note: 82 of 237 (.346) from 3-point range in career



Matthew Bryan-Amaning
2008-11




C.J. Wilcox
2011-13




Nate Robinson
2003-05



Jon Brockman
2006-09



Bobby Jones
2003-06



Stan Walker
1977-80



Donald Watts
1996-99



Will Conroy
2002-05



Dean Parsons
1952-55



Frank Guisness
1952-55

1,000 POINT SCORERS

29 Will Conroy - 1,113 Points

Year	G	MIN	FG-A	Pct.	FT-A	Pct.	Reb.	Avg.	Ast	Blk	Stl	TP	Avg.
2002	29	362	23-67	.343	21-33	.636	45	1.6	46	1	23	72	2.5
2003	27	776	115-252	.456	84-111	.757	97	3.6	108	1	33	343	12.7
2004	31	835	117-260	.450	104-146	.712	81	2.6	142	0	20	380	12.3
2005	34	1047	109-239	.456	70-92	.761	113	3.3	219	3	27	318	9.4
Totals	121	3020	364-818	.445	279-382	.730	336	2.8	515	5	103	1113	9.2

Note: 106 of 320 (.331) from 3-point range in career

30 Dean Parsons - 1,101 Points

Year	G	MIN	FG-A	Pct.	FT-A	Pct.	Reb.	Avg.	Ast	Blk	Stl	TP	Avg.
1952	21	n/a	12-48	.250	11-27	.407	54	2.6	n/a	n/a	n/a	35	1.7
1953	33	n/a	36-111	.324	84-142	.592	166	5.0	n/a	n/a	n/a	156	4.7
1954	26	n/a	128-297	.431	173-281	.616	310	11.9	n/a	n/a	n/a	429	16.5
1955	25	n/a	146-330	.442	189-271	.697	346	13.8	n/a	n/a	n/a	481	19.2
Totals	105	n/a	322-786	.410	457-721	.634	876	8.3	n/a	n/a	n/a	1101	10.5

31 Frank Guisness - 1,070 Points

Year	G	MIN	FG-A	Pct.	FT-A	Pct.	Reb.	Avg.	Ast	Blk	Stl	TP	Avg.
1950	29	n/a	116-400	.290	69-n/a	n/a	n/a	n/a	n/a	n/a	n/a	301	10.4
1951	30	n/a	142-398	.357	108-164	.659	112	3.7	n/a	n/a	n/a	392	13.1
1952	31	n/a	138-405	.340	101-139	.727	147	4.7	n/a	n/a	n/a	377	12.2
Totals	90	n/a	396-1203	.329	278-n/a	n/a	n/a	n/a	n/a	n/a	n/a	1070	11.9

32 Jack Nichols - 1,067 Points

Year	G	MIN	FG-A	Pct.	FT-A	Pct.	Reb.	Avg.	Ast	Blk	Stl	TP	Avg.
1944	32	n/a	n/a	n/a	n/a	n/a	n/a	n/a	n/a	n/a	n/a	n/a	n/a
1947	24	n/a	n/a	n/a	n/a	n/a	n/a	n/a	n/a	n/a	n/a	n/a	n/a
1948	34	n/a	n/a	n/a	n/a	n/a	n/a	n/a	n/a	n/a	n/a	505	14.8
Totals	90	n/a	n/a	n/a	n/a	n/a	n/a	n/a	n/a	n/a	n/a	1067	11.9

33 Ray Price - 1,064 Points

Year	G	MIN	FG-A	Pct.	FT-A	Pct.	Reb.	Avg.	Ast	Blk	Stl	TP	Avg.
1972	26	n/a	86-170	.506	65-89	.730	121	4.7	n/a	n/a	n/a	237	9.1
1973	29	n/a	187-376	.497	77-99	.778	263	9.1	n/a	n/a	n/a	451	15.6
1974	26	n/a	153-319	.480	70-86	.814	176	6.8	n/a	n/a	n/a	376	14.5
Totals	81	n/a	426-865	.492	212-274	.774	560	6.9	n/a	n/a	n/a	1064	13.128

34 Mike Hayward - 1,058 Points

Year	G	MIN	FG-A	Pct.	FT-A	Pct.	Reb.	Avg.	Ast	Blk	Stl	TP	Avg.
1988	29	895	139-294	.473	113-140	.807	145	5.0	59	10	25	406	14.0
1989	28	784	97-197	.492	45-60	.750	114	4.1	82	3	22	269	9.6
1990	28	634	46-106	.434	52-69	.754	78	2.8	40	3	14	146	5.2
1991	28	816	71-157	.452	78-101	.772	116	4.1	58	6	29	237	8.5
Totals	113	3129	353-754	.468	288-370	.778	453	4.0	239	22	90	1058	9.4

Note: 64 of 154 (.416) from 3-point range in career

35 Dion Brown - 1,056 Points

Year	G	MIN	FG-A	Pct.	FT-A	Pct.	Reb.	Avg.	Ast	Blk	Stl	TP	Avg.
1989	28	844	122-261	.467	48-87	.552	143	5.1	57	10	42	304	10.9
1990	28	851	128-260	.492	60-89	.674	184	6.6	35	4	31	317	11.3
1991	28	1024	163-338	.482	88-129	.682	227	7.9	73	5	54	435	15.5
Totals	84	2719	413-859	.481	196-305	.643	554	6.6	165	19	127	1056	12.6

Note: 34 of 107 (.318) from 3-point range in career

36 Gordy Harris - 1,054 Points

Year	G	MIN	FG-A	Pct.	FT-A	Pct.	Reb.	Avg.	Ast	Blk	Stl	TP	Avg.
1965	25	n/a	72-162	.444	57-82	.695	208	8.3	n/a	n/a	n/a	201	8.0
1966	25	n/a	172-351	.490	90-145	.620	197	7.9	n/a	n/a	n/a	434	17.4
1967	25	n/a	156-316	.493	107-148	.721	208	8.3	n/a	n/a	n/a	419	16.8
Totals	75	n/a	400-829	.483	254-375	.677	613	8.2	n/a	n/a	n/a	1054	14.1

37 Bryant Boston - 1,010 Points

Year	G	MIN	FG-A	Pct.	FT-A	Pct.	Reb.	Avg.	Ast	Blk	Stl	TP	Avg.
1992	20	449	44-108	.407	20-29	.690	38	1.9	37	4	22	110	5.5
1993	24	588	61-149	.409	19-32	.594	44	1.8	40	19	32	147	6.1
1995	27	915	162-364	.445	47-68	.691	87	3.2	54	16	67	397	14.7
1996	28	892	145-338	.429	43-68	.632	83	3.0	58	12	43	356	12.7
Totals	99	2844	412-959	.430	129-197	.655	252	2.5	189	51	164	1010	10.2


Note: 57 of 203 (.281) from 3-point range in career




Jack Nichols
1944-48




Ray Price
1972-74




Mike Hayward
1988-91



Dion Brown
1989-91



Gordy Harris
1965-76



Bryant Boston
1992-96

ALASKA AIRLINES ARENA RECORDS

Individual Records

Points Scored

UW 49, Bob Houbregs vs. Idaho, 1/10/53
 OPP 38, Steve Johnson, Oregon St., 1/24/81
 38, Stuart House, Washington St., 1/5/80

Field Goals Made

UW 19, Bob Houbregs vs. Idaho, 1/10/53
 OPP 17, Mario Bennett, Arizona State, 3/2/95

Free Throws Made

UW 18, (of 20), Louie Nelson vs. Oregon State, 3/3/73
 OPP 17, (of 18), Ike Diogu, Arizona State, 2/24/05

3-Point Field Goals Made

UW 6, 12 times, last by Terrence Ross vs. Northwestern, 3/16/12
 OPP 7, Rashaad Richardson, Georgia State, 11/12/11

Rebounds

UW 30, Ed Correll vs. Oregon, 2/24/62
 OPP 23, David Greenwood, UCLA, 1/6/78

Assists

UW 15, Chester Dorsey vs. UCLA, 2/22/75
 15, Curtis Allen vs. Arizona State, 1/10/02
 OPP 13, Gary Payton, Oregon State, 2/18/89

Steals

UW 7, Mike Hayward vs. Arizona, 1/3/91
 7, Brent Merritt vs. Southern Cal, 2/28/91
 7, Joel Smith vs. Sacred Heart, 12/22/04
 OPP 8, Don Collins, Washington State, 1/5/80

Blocked Shots

UW 7, David Dixon vs. Santa Clara, 11/24/01
 OPP 7, Todd Anderson, Washington St., 1/9/88

Field Goals

UW 48 (of 87), vs. UCLA, 2/22/75
 48 (of 72), vs. Chico State, 12/1/92
 OPP 45 (of 78), UCLA, 1/5/74

Assists

UW 36, vs. UCLA, 2/22/75
 OPP 31, Oregon State, 2/18/89

Blocked Shots

UW 14, vs. Santa Clara, 11/24/01
 OPP 11, Wake Forest, 12/23/77

Steals

UW 21, vs. Sacred Heart, 12/22/05
 OPP 17, Arizona, 2/5/89

Washington High Point Games

No.	Opponent	Date	Score
1.	Chico State	Dec. 1, 1992	130-67
2.	Seattle University	Jan. 26, 2010	123-76
3.	McNeese State	Nov. 13, 2010	118-64
4.	Grambling	Dec. 27, 1974	117-90
5.	Portland	Nov. 24, 1990	115-80
6.	Sacred Heart	Dec. 22, 2004	114-53
7.	Montana State	Dec. 12, 1975	113-79
8.	Hawaii	Jan. 28, 1966	111-52
	Portland State	Nov. 15, 2009	111-55
10.	Lewis-Clark State	Dec. 4, 1980	110-80
	Boise State	Dec. 6, 1974	110-76
	Houston	Dec. 24, 2004	110-63

Opponent High Point Games

No.	Team	Date	Score
1t.	Arizona	Dec. 20, 1987	110-71
1t.	Arizona	Jan. 10, 1998	110-91
3.	Oregon State	Feb. 18, 1989	106-66
4t.	UCLA	Jan. 5, 1974	100-48
4t.	UCLA	Feb. 19, 1972	100-83
6t.	Oregon State	Jan. 24, 1981 (ot)	97-91
6t.	UCLA	Feb. 25, 1988	97-87
8.	Arizona	Jan. 4, 2007	96-87
9t.	California	Jan. 12, 1970	94-64
9t.	UCLA	Mar. 1, 1998	94-95

Team Records

Points Scored

UW 130, vs. Chico State, 12/1/92
 OPP 110, Arizona, 12/20/87 & 1/10/98

Field Goal Percent

UW .676 (48-71) vs. Chico State, 12/1/92
 OPP .700 (42-60) Arizona, 12/20/87

Free Throw Percent

UW 1.000 (13-13) vs. Seattle Pacific, 12/23/76
 OPP 1.000 (10-10), Seattle University, 12/10/77

3-Point Field Goals Percent

UW .769 (10-13) vs. Washington State, 1/21/96
 OPP .786 (11-14), Arizona, 12/20/87

3-Point Field Goals

UW 17 (of 33), vs. Nicholls State, 11/13/06
 17 (of 31), vs. California, 2/10/11
 OPP 12 (of 19), Arizona State, 2/2/13

Rebounds

UW 85, vs. Idaho, 12/2/69
 OPP 66, California, 1/12/70

Free Throws

UW 46 (of 61), vs. Seattle University, 1/26/10
 OPP 32 (of 34), Idaho, 12/1/81
 32 (of 50), California, 1/16/10
 32 (of 36), Washington State, 2/27/11

HUSKY HISTORY



YEAR-BY-YEAR RESULTS

Year	Head Coach	Season						Conference Affiliation	Conference			Postseason
		Won	Lost	Pct.	Home	Away	Neutral		Won	Lost	Place	
1896	none	1	1	1.000	1-1	0-0	0-0		—	—	—	
1897-98	no team	—	—	—	—	—	—		—	—	—	
1899	none	1	1	.500	1-1	0-0	0-0		—	—	—	
1900-01	no team	—	—	—	—	—	—		—	—	—	
1902	none	7	0	1.000	7-0	0-0	0-0		—	—	—	
1903	none	3	4	.750	3-4	0-0	0-0		—	—	—	
1904	none (tied 1 game)	6	3	.650	1-0	5-3-1	0-0		—	—	—	
1905	none	4	1	.800	0-0	4-1	0-0		—	—	—	
1906-08	no team	—	—	—	—	—	—		—	—	—	
1909	David C. Hall	9	1	.900	9-1	0-0	0-0		—	—	—	
1910	David C. Hall	14	6	.700	4-1	10-5	0-0		—	—	—	
1911	Warner Williams	11	1	.917	4-0	7-1	0-0	Northwest Intercollegiate	7	1	1st	
1912	Oscar Olson	12	5	.706	5-0	7-5	0-0	Northwest Intercollegiate	8	4	3rd	
1913	Oscar Olson	14	5	.737	7-1	7-4	0-0	Northwest Intercollegiate	11	5	2nd	
1914	Anthony Savage	12	2	.857	6-0	4-2	2-0	Northwest Intercollegiate	12	2	1st	
1915	Anthony Savage	17	2	.895	9-1	8-1	0-0	Northwest Intercollegiate	11	1	1st	
1916	John Davidson	7	7	.500	4-3	3-4	0-0	Pacific Coast	2	6	3rd	
1917	John Davidson	9	8	.529	4-2	5-6	0-0	Pacific Coast	7	5	3rd	
1918	Claude J. Hunt	4	8	.333	3-4	1-4	0-0	Pacific Coast	—	—	—	
1919	Claude J. Hunt	6	10	.375	4-2	2-8	0-0	Pacific Coast	5	7	4th	
1920	Leonard B. Allison	7	8	.467	6-5	1-3	0-0	Pacific Coast	5	7	4th, tie	
1921	Hec Edmundson	18	4	.818	15-0	3-4	0-0	Pacific Coast	10	4	3rd	
1922	Hec Edmundson	13	5	.722	7-2	6-3	0-0	Pacific Coast	11	5	4th	
1923	Hec Edmundson	12	4	.750	7-2	5-2	0-0	Pacific Coast/Northern Div.	5	3	1st, tie	
1924	Hec Edmundson	12	4	.750	8-0	4-4	0-0	Pacific Coast/Northern Div.	6	2	1st	
1925	Hec Edmundson	14	7	.666	9-3	5-4	0-0	Pacific Coast/Northern Div.	5	5	3rd, tie	
1926	Hec Edmundson	10	6	.625	7-2	3-4	0-0	Pacific Coast/Northern Div.	5	5	4th	
1927	Hec Edmundson	15	4	.989	9-2	6-2	0-0	Pacific Coast/Northern Div.	7	3	2nd, tie	
1928	Hec Edmundson	22	6	.785	17-2	5-4	0-0	Pacific Coast/Northern Div.	9	1	1st	
1929	Hec Edmundson	18	2	.900	10-0	8-2	0-0	Pacific Coast/Northern Div.	10	0	1st	
1930	Hec Edmundson	21	7	.750	12-2	9-5	0-0	Pacific Coast/Northern Div.	12	4	1st	
1931	Hec Edmundson	25	3	.892	19-1	6-2	0-0	Pacific Coast/Northern Div.	14	2	1st	
1932	Hec Edmundson	19	6	.760	14-1	5-5	0-0	Pacific Coast/Northern Div.	12	4	1st	
1933	Hec Edmundson	22	6	.785	16-3	6-3	0-0	Pacific Coast/Northern Div.	10	6	2nd	
1934	Hec Edmundson	20	5	.800	12-2	8-3	0-0	Pacific Coast/Northern Div.	14	2	1st	
1935	Hec Edmundson	16	8	.666	10-6	6-2	0-0	Pacific Coast/Northern Div.	11	5	2nd	
1936	Hec Edmundson	25	7	.781	17-1	6-5	2-1	Pacific Coast/Northern Div.	13	3	1st	
1937	Hec Edmundson	15	11	.576	9-6	6-5	0-0	Pacific Coast/Northern Div.	11	5	1st, tie	
1938	Hec Edmundson	29	7	.783	17-2	12-5	0-0	Pacific Coast/Northern Div.	13	7	2nd	
1939	Hec Edmundson	20	5	.800	12-2	8-3	0-0	Pacific Coast/Northern Div.	11	5	2nd	
1940	Hec Edmundson	10	15	.400	7-9	3-6	0-0	Pacific Coast/Northern Div.	6	10	4th	
1941	Hec Edmundson	12	13	.480	10-6	2-7	0-0	Pacific Coast/Northern Div.	7	9	3rd, tie	
1942	Hec Edmundson	18	7	.720	12-2	6-5	0-0	Pacific Coast/Northern Div.	10	6	2nd	
1943	Hec Edmundson	24	7	.774	14-2	10-3	0-2	Pacific Coast/Northern Div.	12	4	1st	NCAA (8)
1944	Hec Edmundson	26	6	.821	16-2	10-4	0-0	Pacific Coast/Northern Div.	15	1	1st	
1945	Hec Edmundson	22	18	.550	15-8	5-10	2-0	Pacific Coast/Northern Div.	5	11	4th	
1946	Hec Edmundson	14	14	.500	10-4	4-10	0-0	Pacific Coast/Northern Div.	6	10	4th	
1947	Hec Edmundson	16	8	.666	12-3	4-5	0-0	Pacific Coast/Northern Div.	8	8	3rd	
TOTALS		488	195	.714 pct. (27 years)					258	130		
1948	Art McLarney	23	11	.676	12-1	10-9	1-1	Pacific Coast/Northern Div.	10	6	1st, tie	NCAA (8)
1949	Art McLarney	11	15	.423	9-7	2-8	0-0	Pacific Coast/Northern Div.	6	10	5th	
1950	Art McLarney	19	10	.655	15-4	4-6	0-0	Pacific Coast/Northern Div.	8	8	2nd, tie	
TOTALS		53	36	.596 pct. (3 years)					24	24		
1951	Tippy Dye	24	6	.800	17-0	5-5	2-1	Pacific Coast/Northern Div.	11	5	1st	NCAA (8)
1952	Tippy Dye	25	6	.806	11-1	14-5	0-0	Pacific Coast/Northern Div.	14	2	1st	
1953	Tippy Dye	28	3	.903	16-0	9-2	3-1	Pacific Coast/Northern Div.	15	1	1st	NCAA (4)
1954	Tippy Dye	8	18	.307	6-8	2-7	0-3	Pacific Coast/Northern Div.	7	9	4th	
1955	Tippy Dye	13	12	.520	9-5	4-7	0-0	Pacific Coast/Northern Div.	7	9	3rd	
1956	Tippy Dye	15	11	.576	11-1	4-10	0-0	Pacific Coast	11	5	2nd	
1957	Tippy Dye	17	9	.653	8-5	8-4	1-0	Pacific Coast	13	3	2nd, tie	
1958	Tippy Dye	8	18	.307	5-8	2-9	1-1	Pacific Coast	5	11	8th	
1959	Tippy Dye	18	8	.692	12-1	6-7	0-0	Pacific Coast	11	5	2nd	
TOTALS		156	91	.632 pct. (9 years)					94	50		

YEAR-BY-YEAR RESULTS

Year	Head Coach	Season			Conference			Conference Affiliation	Conference			Postseason
		Won	Lost	Pct.	Home	Away	Neutral		Won	Lost	Place	
1960	John Grayson	15	13	.535	8-5	7-8	0-0	Athletic Assoc. of Western Univ.	2	9	5th	
1961	John Grayson	13	13	.500	11-2	2-11	0-0	Athletic Assoc. of Western Univ.	6	6	3rd	
1962	John Grayson	16	10	.615	10-4	5-4	1-2	Athletic Assoc. of Western Univ.	5	7	3rd, tie	
1963	John Grayson	13	13	.500	8-3	5-7	0-3	Athletic Assoc. of Western Univ.	6	6	3rd, tie	
TOTALS		57	49	.538 pct. (4 years)					19	28		
1964	Mac Duckworth	9	17	.346	6-6	2-9	1-2	Athletic Assoc. of Western Univ.	5	10	5th	
1965	Mac Duckworth	9	16	.360	4-7	5-6	0-3	Athletic Assoc. of Western Univ.	5	9	6th	
1966	Mac Duckworth	10	15	.400	7-6	2-8	1-1	Athletic Assoc. of Western Univ.	4	10	6th, tie	
1967	Mac Duckworth	13	12	.520	7-4	3-8	3-0	Athletic Assoc. of Western Univ.	6	8	5th, tie	
1968	Mac Duckworth	12	14	.461	9-4	2-9	1-1	Athletic Assoc. of Western Univ.	4	10	7th	
TOTALS		53	74	.417 pct. (5 years)					24	47		
1969	Tex Winter	13	13	.500	10-3	3-8	0-2	Pacific-8	6	8	4th	
1970	Tex Winter	17	9	.653	11-3	4-6	2-0	Pacific-8	7	7	5th	
1971	Tex Winter	15	13	.535	10-3	4-9	1-1	Pacific-8	6	8	5th	
TOTALS		45	35	.563 pct. (3 years)					19	23		
1972	Marv Harshman	20	6	.769	12-1	6-4	2-1	Pacific-8	10	4	2nd	
1973	Marv Harshman	16	11	.592	11-3	5-6	0-2	Pacific-8	6	8	5th, tie	
1974	Marv Harshman	16	10	.615	10-3	3-7	3-0	Pacific-8	7	7	4th	
1975	Marv Harshman	16	10	.615	11-5	3-5	2-0	Pacific-8	6	8	5th, tie	
1976	Marv Harshman	23	5	.821	11-2	9-3	3-0	Pacific-8	10	4	3rd	NCAA (32)
1977	Marv Harshman	17	10	.629	12-2	3-8	2-0	Pacific-8	8	6	3rd, tie	
1978	Marv Harshman	14	13	.518	8-4	4-8	2-1	Pacific-8	6	8	5th, tie	
1979	Marv Harshman	11	16	.407	8-7	2-8	1-1	Pacific-10	6	12	8th, tie	
1980	Marv Harshman	18	10	.642	11-4	5-6	2-0	Pacific-10	9	9	5th	NIT (32)
1981	Marv Harshman	14	13	.519	9-6	4-6	1-1	Pacific-10	8	10	5th, tie	
1982	Marv Harshman	19	10	.655	12-4	7-6	0-0	Pacific-10	11	7	4th	NIT (16)
1983	Marv Harshman	16	15	.516	11-4	3-10	2-1	Pacific-10	7	11	6th, tie	
1984	Marv Harshman	24	7	.774	13-0	8-5	3-2	Pacific-10	15	3	1st, tie	NCAA (16)
1985	Marv Harshman	22	10	.687	12-2	8-6	2-2	Pacific-10	13	5	1st, tie	NCAA (64)
TOTALS		246	146	.628 pct. (14 years)					122	102		
1986	Andy Russo	19	12	.612	9-6	9-5	1-1	Pacific-10	13	5	2nd	NCAA (64)
1987	Andy Russo	20	15	.571	15-3	4-10	1-2	Pacific-10	10	8	3rd	Pac-10 Tournament / NIT (8)
1988	Andy Russo	10	19	.344	7-8	2-10	1-1	Pacific-10	5	13	8th, tie	Pac-10 Tournament
1989	Andy Russo	12	16	.428	9-7	3-7	0-2	Pacific-10	8	10	6th	Pac-10 Tournament
TOTALS		61	62	.496 pct. (4 years)					36	36		
1990	Lynn Nance	11	17	.392	10-6	1-11	0-0	Pacific-10	5	13	9th	Pac-10 Tournament
1991	Lynn Nance	14	14	.500	11-5	2-8	1-1	Pacific-10	5	13	10th	
1992	Lynn Nance	12	17	.413	10-7	2-9	0-1	Pacific-10	5	13	8th	
1993	Lynn Nance	13	14	.481	8-6	4-7	1-1	Pacific-10	7	11	8th	
TOTALS		50	62	.446 pct. (4 years)					22	50		
1994	Bob Bender	5	22	.185	3-10	2-12	0-0	Pacific-10	3	15	9th	
1995	Bob Bender	10	17	.370	8-6	2-11	0-0	Pacific-10	6	12	8th, tie	
1996	Bob Bender	16	12	.571	12-3	4-9	0-0	Pacific-10	9	9	5th, tie	NIT (32)
1997	Bob Bender	17	11	.607	12-3	5-8	0-0	Pacific-10	10	8	6th	NIT (32)
1998	Bob Bender	20	10	.667	12-2	6-7	2-1	Pacific-10	11	7	4th	NCAA (16)
1999	Bob Bender	17	12	.586	12-1	3-9	2-2	Pacific-10	10	8	4th	NCAA (64)
2000	Bob Bender	10	20	.333	4-9	6-9	0-2	Pacific-10	5	13	8th, tie	
2001	Bob Bender	10	20	.333	5-10	4-9	1-1	Pacific-10	4	14	9th, tie	
2002	Bob Bender	11	18	.379	6-6	4-10	1-2	Pacific-10	5	13	8th	
TOTALS		116	142	.450 pct. (9 years)					63	99		
2003	Lorenzo Romar	10	17	.370	8-7	2-10	0-0	Pacific-10	5	13	9th	
2004	Lorenzo Romar	19	12	.613	11-3	6-7	2-2	Pacific-10	12	6	2nd	NCAA (64)
2005	Lorenzo Romar	29	6	.829	15-0	6-5	8-1	Pacific-10	14	4	2nd	NCAA (16)
2006	Lorenzo Romar	26	7	.788	17-2	6-3	3-2	Pacific-10	13	5	2nd	NCAA (16)
2007	Lorenzo Romar	19	13	.594	17-2	1-10	1-1	Pacific-10	8	10	7th	
2008	Lorenzo Romar	16	17	.485	12-7	4-7	0-3	Pacific-10	7	11	8th	CBI (16)
2009	Lorenzo Romar	26	9	.743	18-1	6-4	2-4	Pacific-10	14	4	1st	NCAA (32)
2010	Lorenzo Romar	26	10	.722	17-2	4-6	5-2	Pacific-10	11	7	3rd	NCAA (16)
2011	Lorenzo Romar	24	11	.686	14-2	5-6	5-3	Pacific-10	11	7	3rd	NCAA (32)
2012	Lorenzo Romar	24	11	.686	18-2	6-5	0-4	Pacific-12	14	4	1st	NIT (4)
2013	Lorenzo Romar	18	16	.529	11-7	5-7	2-2	Pacific-12	9	9	6th	NIT (32)
TOTALS		237	129	.647 pct. (10 years)					118	80		

ALL-TIME RESULTS

1896

Coach: None • **Record:** 1-1

Seattle AC	L	(ot) 2-3
Seattle YMCA	W	

1899

Coach: None • **Record:** 1-1

J.14	Seattle HS	W	12-5
J.21	Everett HS	L	7-10

1902

Coach: None • **Record:** 7-0

Captain: William R. Hill

Seattle HS	W	43-13
Seattle YMCA	W	25-17
Tacoma YMCA	W	22-18
Everett YMCA	W	51-6
Tacoma YMCA	W	17-15
Seattle YMCA	W	32-19
Everett YMCA	W	23-20

1903

Coach: None • **Record:** 3-4

Captain: William R. Hill

Whatcom YMCA	W	26-18
Everett YMCA	L	10-26
Tacoma YMCA	L	16-19
Whatcom YMCA	W	17-8
Tacoma YMCA	L	11-20
Roslyn AC	L	6-11
Central Washington	W	11-5

1904

Coach: None • **Record:** 6-3-1

Captain: Loyal Shoudy

J.30	Everett YMCA	W	39-9
F.	at Dallas College	W	22-16
F.	at Oregon Normal	W	20-12
F.	at Oregon State	L	19-22
F.	at Oregon	W	19-16
F.	at Willamette	W	17-14
M.	at Roselyn	T	6-6
M.	at Yakima	W	53-10
M.	at Central Washington	L	17-27
M.	at Central Washington	L	4-8

1905

Coach: None • **Record:** 4-1

Captain: Bill McDonald

at Roslyn AC	W	22-6
at Central Washington	L	17-27
at Yakima HS	W	52-10
at Central Washington	W	44-8
at Spokane AC	W	54-12

1909

Coach: David C. Hall • **Record:** 9-1

Captain: J.I. St. John

Lincoln HS	W	52-20
Lincoln HS	W	56-24
Seattle YMCA	W	50-23
Lincoln HS	W	45-25
Seattle YMCA	L	18-30
Puget Sound	W	42-29
Lincoln HS	W	52-19
Seattle YMCA	W	32-27
Puget Sound	W	55-9
Tacoma YMCA	W	40-35

1910

Coach: David C. Hall • **Record:** 14-6

Captain: C.C. Clementson

D.2	Lincoln HS	W	106-1
D.9	Seattle YMCA	L	26-32
D.14	Seattle YMCA	W	27-21
D.17	at Tacoma YMCA	W	19-16
D.23	at Snohomish AC	W	52-16
	Lincoln HS	W	50-38
	at Bellingham HS	L	48-56
	Kent AC	W	35-8
	at Victoria YMCA	W	31-18
	at Central Washington	W	51-25
F.14	at Gonzaga	W	23-14
F.15	at Idaho	L	15-26
F.16	at Washington State	W	13-9
F.17	at Whitman	L	18-27
F.18	at Central Washington	W	42-16
F.19	at Roslyn YMCA	W	40-24
M.4	at Oregon State	L	14-24
M.5	at Mt Angel College	W	18-12
M.7	at Willamette	W	28-14
M.8	at Multnomah AC	L	15-28

1911

Coach: Warner Williams • **Record:** 11-1, 7-1

Captain: C.C. Clementson

J.16	* at Washington State	W	29-22
J.17	at Idaho	W	24-15
J.19	* at Washington State	W	23-10
J.20	at Whitman	W	35-17
J.21	at Whitman	W	29-20
F.16	at Oregon State	W	28-21
F.17	* at Oregon	W	22-18
F.18	* at Oregon	L	13-27
F.24	* Washington State	W	23-16
F.25	* Washington State	W	23-11
M.3	* Oregon	W	22-18
M.4	* Oregon	W	18-17

1912

Coach: Oscar Olson • **Record:** 12-5, 8-4

Captain: Oscar Olson

J.20	at Whitworth	W	49-20
F.6	at Gonzaga	W	37-17
F.7	* at Washington State	W	38-7
F.8	* at Idaho	W	34-13
F.9	* at Washington State	W	27-8
F.10	at Walla Walla YMCA	W	36-11
F.12	* Oregon	W	30-18
F.13	* Oregon	W	11-10
F.19	* Oregon State	W	13-11
F.20	* Oregon State	W	20-16
M.2	* Idaho	W	53-05
	at Dallas College	L	13-16
M.12	* at Oregon State	L	12-18
M.13	* at Oregon State	L	8-9
M.14	* at Oregon	L	14-17
M.15	* at Oregon	L	13-17
M.16	at Willamette	W	30-21

1913

Coach: Oscar Olson • **Record:** 14-5, 11-5

Captain: Archie Byler

J.17	* Idaho	W	60-13
J.18	* Idaho	W	57-21
J.20	at Whitworth	W	49-24
J.31	* at Idaho	W	60-14
F.1	* at Washington State	L	22-24
F.3	* at Washington State	L	25-28
F.4	* at Idaho	W	31-15
F.5	at Gonzaga	W	37-20
F.6	at Cashmere AC	W	31-20
F.10	* Oregon	W	25-10

F.11	* Oregon	W	25-10
F.14	* Oregon State	W	28-15
F.15	* Oregon State	W	18-14
F.19	* at Oregon State	L	14-18
F.20	* at Oregon State	L	7-14
F.21	* at Oregon	W	23-16
F.22	* at Oregon	W	29-15
F.24	* Washington State	W	27-13
F.25	* Washington State	L	27-31

1914

Coach: Anthony Savage • **Record:** 12-2, 12-2

Captain: Tom Savage

J.23	* Oregon State	W	32-23
J.24	* Oregon State	W	32-9
J.26	* Oregon State	W	28-10
F.7	* Oregon	W	28-7
F.9	* Oregon	W	30-10
F.10	* Oregon	W	16-12
F.14	* at Oregon State	W	22-18
F.16	* at Oregon	W	16-10
F.17	* at Oregon	W	15-14
F.19	* at Oregon State	L	13-20
F.20	* at Oregon	L	9-24
F.21	* at Oregon State	W	32-15
M.12	@* vs. Idaho	W	46-21
M.13	@* vs. Idaho	W	42-21

@ Pullman, Wash.

1915

Coach: Anthony Savage • **Record:** 17-2, 11-1

Captain: Joel McFree

J.9	at Queen Anne HS	W	35-5
J.12	at Broadway HS	W	
J.14	Chauncy Wright	W	53-10
J.17	Puget Sound	W	88-23
J.22	* Oregon State	W	20-18
J.23	* Oregon State	W	25-14
F.5	* Oregon	W	32-15
F.6	* Oregon	W	32-21
F.12	* at Idaho	W	34-22
F.13	* at Washington State	L	28-29
F.16	* Idaho	W	29-17
F.19	* at Oregon	W	21-13
F.20	* at Oregon	W	27-19
F.22	* at Oregon State	W	23-14
F.23	* at Oregon State	W	26-16
F.24	at Willamette	W	29-17
F.27	* Washington State	W	37-13
M.6	Illinois AC	L	35-47
M.9	Seattle YMCA	W	38-22

1916

Coach: John Davidson • **Record:** 7-7, 2-6

Captain: John Davidson

J.8	Puget Sound	W	40-17
J.10	Chauncey Wright	W	42-6
J.12	Broadway HS	W	47-17
J.14	* California	L	24-30
J.15	* California	L	20-25
J.21	* Oregon State	W	24-21
J.22	* Oregon State	L	22-25
J.28	at Multnomah AC	L	18-24
J.29	at Willamette	W	30-26
J.31	* at California	W	35-27
F.1	at Stanford	W	35-19
F.2	* at California	L	33-35
F.4	* at Oregon State	L	21-26
F.5	* at Oregon State	L	9-25

1917

Coach: John Davidson • Record: 9–8, 7–5

Captains: John Davidson

J.2	at Broadway HS	W	40–06
J.11	* at Washington State	L	25–37
J.12	* at Washington State	L	24–41
J.13	at Spokane AC	L	34–36
J.15	at Whitman	L	23–24
J.19	* Washington State	L	24–31
J.20	* Washington State	L	14–26
J.31	at Multnomah AC	L	20–23
F.2	* at Oregon	W	33–12
F.3	* at Oregon	W	33–16
F.5	* at Oregon State	W	27–20
F.6	* at Oregon State	L	14–27
F.7	at Willamette	W	29–11
F.15	* Oregon State	W	11–3
F.16	* Oregon State	W	25–13
F.22	* Oregon	W	32–15
F.23	* Oregon	W	37–18

1918

Coach: Claude Hunt • Record: 4–8

Captain: Irving Cook

	Puget Sound	W	25–20
J.25	at Oregon State	L	8–19
J.26	at Oregon State	L	8–19
F.1	at Fort Lewis	W	33–22
F.7	Washington State	L	26–28
F.8	Washington State	W	25–21
F.15	Oregon State	L	9–41
F.16	Oregon State	L	12–36
F.18	at Oregon	L	17–19
F.19	at Oregon	L	20–27
M.2	Oregon	L	(ot) 22–23
M.3	Oregon	W	33–17

1919

Coach: Claude Hunt • Record: 6–10, 5–7

Captain: Irving Cook

J.17	at Fort Lewis	W	n/a
J.24	* Washington State	L	33–42
J.25	* Washington State	L	23–29
J.31	* Oregon	W	26–24
F.1	* Oregon	W	19–13
F.7	* at Oregon	L	19–25
F.8	* at Oregon	L	19–37
F.10	* at Oregon State	L	16–24
F.11	* at Oregon State	L	17–18
F.12	at Multnomah AC	L	15–35
F.21	* Oregon State	W	18–17
F.22	* Oregon State	W	28–16
F.28	* at Washington State	L	17–28
M.1	* at Washington State	W	25–24
M.3	at Idaho	L	28–31
M.4	at Idaho	L	23–26

1920

Coach: Leonard Allison • Record: 7–8, 5–7

Captain: Irving Cook

J.20	Tacoma All-Stars	W	45–12
J.22	* Oregon	W	38–26
J.23	* Oregon	L	26–29
J.30	* Oregon State	W	22–20
J.31	* Oregon State	L	12–20
F.6	* at Oregon	W	23–19
F.7	* at Oregon	L	20–23
F.9	* at Oregon State	L	10–31
F.10	* at Oregon State	L	16–17
F.20	Idaho	L	11–18
F.21	Idaho	W	23–17
F.27	* California	L	17–22
F.28	* California	W	28–27

M.5	* Washington State	L	23–29
M.6	* Washington State	W	20–14

1921

Coach: Hed Edmundson • Record: 18–4, 10–4

Captain: Arch Talbot

D.18	Varsity/Alumni	W	30–14
D.22	University Club	W	52–8
J.11	Seattle YMCA	W	36–11
J.14	Puget Sound	W	100–7
J.18	Northern Life/AAU	W	45–6
J.20	at Spokane AC	W	42–25
J.21	* at Washington State	W	26–24
J.22	* at Washington State	L	15–23
J.28	* Oregon	W	36–31
J.29	* Oregon	W	50–26
F.4	* at California	L	(ot) 32–33
F.5	* at California	W	23–20
F.7	* at Stanford	L	14–25
F.8	* at Stanford	L	22–30
F.18	* Stanford	W	28–25
F.19	* Stanford	W	17–16
F.22	* Washington State	W	54–21
F.23	* Washington State	W	28–12
F.25	British Columbia	W	48–14
F.26	British Columbia	W	42–15
M.4	* Oregon State	W	29–24
M.5	* Oregon State	W	47–19

1922

Coach: Hed Edmundson • Record: 137–5, 117–5

Captain: James Bryan

D.29	Gonzaga	W	59–11
J.7	at Fort Lewis	W	62–13
J.13	* Oregon	W	76–15
J.14	* Oregon	W	48–19
J.17	* at Oregon State	W	39–30
J.18	* at Oregon State	W	32–31
J.20	* at Oregon	W	46–19
J.21	* at Oregon	W	40–26
J.27	* California	W	34–33
J.28	* California	W	28–23
F.2	* Washington State	W	37–28
F.3	* Washington State	W	40–10
F.14	* at Idaho	L	31–37
F.15	* at Idaho	L	28–32
F.17	* at Washington State	W	41–22
F.18	* at Washington State	L	20–30
F.24	* Oregon State	L	21–26
F.25	* Oregon State	L	(ot) 27–31

1923

Coach: Hed Edmundson • Record: 12–4, 5–3

Captain: Evan Lewis

J.3	Canco AC	W	69–7
J.9	St. Martin's	W	58–15
J.12	Whitman	W	66–22
J.13	Whitman	W	59–16
J.18	* Idaho	W	37–36
J.24	at Willamette	W	42–16
J.25	* at Oregon	W	34–32
J.27	* at Oregon State	L	28–38
F.2	* Washington State	W	29–19
F.8	at Whitman	W	44–14
F.10	* at Idaho	L	26–40
F.12	* at Washington State	W	31–29
F.13	at Gonzaga	W	48–20
F.17	* Oregon State	L	25–28
F.24	* Oregon	W	39–27
F.28	Gonzaga	L	21–24

1924

Coach: Hec Edmundson • Record: 12–4, 6–2

Captain: Richard Frayn

J.15	Whitman	W	42–24
J.18	Montana	W	34–22
J.19	Montana	W	33–31
J.20	Puget Sound	W	45–12
J.25	* Oregon State	W	27–20
F.1	at Willamette	W	48–15
F.2	* at Oregon State	L	26–33
F.5	* at Oregon	L	28–29
F.12	at Whitman	W	50–25
F.14	* at Washington State	W	26–20
F.16	* at Idaho	W	17–15
F.20	* Idaho	W	29–18
F.23	* Washington State	W	33–16
F.25	* Oregon	W	29–22
M.3	^ at California	L	(ot) 31–32
M.4	^ at California	L	(ot) 25–28

^Pacific Coast Conf. playoffs

1925

Coach: Hec Edmundson • Record: 14–7, 5–5

Captain: George Anderson

D.20	YMD Hi-Stars	W	33–31
D.21	First Christian Church	W	39–13
D.31	Aberdeen AC	W	37–21
J.2	North Dakota State	L	18–29
J.6	at Spokane AC	W	44–27
J.7	at Gonzaga	W	40–23
J.12	Whitman	W	48–22
J.15	Willamette	W	20–10
J.17	* Oregon State	W	32–17
J.26	* Montana	W	37–25
J.29	at Willamette	W	41–18
J.30	* at Oregon State	L	16–27
J.31	* at Oregon	W	33–29
F.7	* Washington State	W	33–23
F.9	* Idaho	L	29–30
F.18	at Whitman	L	26–34
F.20	* at Washington State	W	32–14
F.21	* at Idaho	L	27–32
F.23	* at Montana	L	28–33
F.26	USC	W	40–23
F.28	* Oregon	L	26–35

1926

Coach: Hec Edmundson • Record: 10–6

Captain: Gratton Hale

J.9	Whitman	W	25–23
J.18	Gonzaga	W	35–12
J.19	* Montana	W	28–19
J.23	* Oregon	L	20–34
J.29	* at Oregon State	L	21–28
J.30	* at Oregon	L	21–26
F.6	* Washington State	W	34–21
F.8	* Idaho	L	26–29
F.16	* Oregon State	W	29–21
F.18	at Whitman	W	28–20
F.19	* at Washington State	W	24–20
F.20	* at Idaho	L	27–31
F.22	* at Montana	W	23–20
F.23	at Gonzaga	L	24–30
M.9	Rothchild's/AAU	W	N/A
M.17	Rothchild's/AAU	W	N/A

1927

Coach: Hec Edmundson • Record: 15–4

Captain: Al Schuss

D.23	Rothchild's/AAU	W	34–31
D.28	at Whitman	W	21–16
D.29	at Gonzaga	W	52–12
D.31	Montana State	L	34–43

ALL-TIME RESULTS

J.1	Montana State	W	34-29
J.8	British Columbia	W	76-20
J.13	Whitman	W	44-29
J.15	Gonzaga	W	44-18
J.19	* Idaho	W	38-23
J.22	at British Columbia	W	37-21
J.29	* Oregon	L	25-50
F.2	* Montana	W	46-17
F.5	* Washington State	W	39-16
F.11	* at Idaho	L	20-23
F.12	* at Washington State	W	29-23
F.14	* at Montana	W	35-27
F.20	* Oregon State	W	41-27
F.25	* at Oregon State	L	27-31
F.26	* at Oregon	W	32-24

1928

Coach: Hec Edmundson • **Record:** 22-6, 9-1

Captain: Alfie James

D.1	Queen Anne	W	31-24
D.5	Queen Anne	W	45-21
D.8	Union Oil/AAU	W	49-18
D.12	Seattle YMCA	W	61-11
D.14	Queen Anne	W	58-26
D.17	Halls/AAU	W	19-8
D.27	!! Illinois	W	34-23
D.29	!! Illinois	L	24-33
D.30	!! Illinois	W	32-26
J.7	British Columbia	W	45-23
J.12	Whitman	W	27-25
J.14	Puget Sound	W	31-20
J.17	at Puget Sound	L	21-35
J.21	* Washington State	W	26-13
J.24	* Idaho	W	27-19
J.27	* at Oregon State	W	23-22
J.28	* at Oregon	W	24-17
F.4	* Montana	W	44-24
F.6	Waseda-Japan	W	40-18
F.7	Waseda-Japan	W	54-10
F.10	* at Washington State	W	49-19
F.11	* at Idaho	W	34-26
F.13	* at Montana	W	51-31
F.14	at Whitman	L	33-45
F.18	* Oregon State	W	29-26
F.25	* Oregon	L	39-41
M.8	^ at USC	L	50-53
M.9	^ at USC	L	26-27

!! Dedication of UW Pavilion; ^ Pacific Coast Conf. playoffs

1929

Coach: Hec Edmundson • **Record:** 18-2, 10-0

Captain: Monty Snider

D.26	Rothchild's/AAU	W	37-19
D.29	at Spokane Sparklers/AAU	W	51-31
D.31	at Whitman	W	32-26
J.7	North Dakota	W	41-19
J.8	North Dakota	W	45-30
J.11	Whitman	W	32-28
J.14	Puget Sound	W	46-19
J.19	* Oregon	W	38-29
J.21	at Puget Sound	W	53-29
J.25	* Oregon State	W	35-24
F.2	* Montana	W	42-20
F.8	* at Washington State	W	38-24
F.9	* at Idaho	W	38-28
F.11	* at Montana	W	46-27
F.16	* Idaho	W	39-24
F.18	* Washington State	W	33-19
F.22	* at Oregon	W	50-44
F.23	* at Oregon State	W	37-28
M.1	^ at California	L	31-43
M.2	^ at California	L	27-30

^ Pacific Coast Conf. playoffs

1930

Coach: Hec Edmundson • **Record:** 21-7, 12-4

Captain: Harold McClary

D.22	Sun Life/AAU	W	60-1
D.27	deNeff's Oregonians/AAU	W	29-26
D.28	deNeff's Oregonians/AAU	L	25-33
J.6	Gonzaga	W	35-21
J.7	Gonzaga	W	42-11
J.9	at Whitman	W	41-28
J.10	at Gonzaga	W	24-22
J.11	at Gonzaga	W	28-17
J.15	Whitman	W	34-30
J.17	* Oregon State	L	24-34
J.18	* Oregon State	W	36-24
J.24	* at Oregon	W	37-23
J.25	* at Oregon	W	32-31
J.27	* at Oregon State	L	32-34
J.28	* at Oregon State	L	17-19
J.31	* Washington State	W (ot)	32-29
F.1	* Washington State	W	35-19
F.7	* at Idaho	W	35-26
F.8	* at Idaho	W	44-35
F.10	* at Washington State	W	24-21
F.11	* at Washington State	L	26-29
F.21	* Idaho	W	43-15
F.22	* Idaho	W	35-19
F.28	* Oregon	W	32-25
M.1	* Oregon	W	38-31
M.7	^ at USC	L	31-46
M.8	^ at USC	W	36-32
M.10	^ at USC	L	29-35

^ Pacific Coast Conf. playoffs

1931

Coach: Hec Edmundson • **Record:** 25-3, 14-2

Captain: Henry Swanson

D.18	Central Washington	W	34-23
D.21	deNeff's Oregonians/AAU	W	63-14
D.22	deNeff's Oregonians/AAU	W	45-28
D.27	Nebraska	W	41-38
D.29	Nebraska	W	27-24
D.30	Nebraska	W	38-32
J.5	Whitman	W	55-15
J.6	Whitman	W	55-15
J.9	* Oregon	W	43-21
J.10	* Oregon	W	40-36
J.16	* Idaho	W	41-22
J.17	* Idaho	W	34-23
J.23	* at Oregon	W	31-26
J.24	* at Oregon	W	38-26
J.26	* at Oregon State	W	31-23
J.27	* at Oregon State	L	23-37
J.30	Gonzaga	W	33-25
F.6	* Oregon State	W	39-30
F.7	* Oregon State	W	28-26
F.13	* Washington State	W	45-42
F.14	* Washington State	W	24-23
F.24	* at Washington State	L	26-38
F.25	* at Washington State	W	39-26
F.27	* at Idaho	W	43-34
F.28	* at Idaho	W	41-36
M.6	^ California	W	41-25
M.7	^ California	L	34-36
M.9	^ California	W	42-30

^ Pacific Coast Conf. playoffs

1932

Coach: Hec Edmundson • **Record:** 19-6, 12-4

Captain: Ralph Cairney

D.3	Washington AC	W	55-32
D.8	Central Washington	W	23-20
D.18	Nordstrom's/AAU	W	30-25
D.28	British Columbia	W	70-24
D.30	Puget Sound	W	28-6

J.8	* Oregon State	L	24-26
J.9	* Oregon State	W	30-27
J.15	* at Washington State	L	27-28
J.16	* at Washington State	L	22-49
J.22	* at Oregon State	L	14-30
J.23	* at Oregon State	W	32-27
J.25	* at Oregon	W	44-32
J.26	* at Oregon	W	33-23
J.29	Montana	W	44-16
J.30	Montana	W	54-29
F.5	* Oregon	W	38-29
F.6	* Oregon	W	27-21
F.12	* Idaho	W	40-35
F.13	* Idaho	W	47-34
F.22	* at Idaho	W	51-36
F.23	* at Idaho	W	44-39
F.26	* Washington State	W	32-25
F.27	* Washington State	W	44-38
M.4	^ at California	L	21-22
M.5	^ at California	L	24-36

^ Pacific Coast Conf. playoffs

1933

Coach: Hec Edmundson • **Record:** 22-6, 10-6

Captain: Pete Antoncich

D.1	Piper & Taft/AAU	W	50-29
D.8	Renton AC	W	51-29
D.10	James Plumbers/AAU	W	27-19
D.14	West Seattle AC	W	54-16
D.20	Nordstrom's/AAU	W	45-27
D.22	Gilmore/AAU	W	44-22
D.29	Meiji Univ.-Japan	W	88-26
D.30	Meiji Univ.-Japan	W	79-13
J.3	Puget Sound	W	68-25
J.6	Central Washington	W	38-24
J.7	Central Washington	W	46-16
J.11	at Puget Sound	W	43-32
J.13	* Idaho	W	70-27
J.14	* Idaho	W	62-35
J.20	* at Oregon	W	56-38
J.21	* at Oregon	W	44-34
J.23	* at Oregon State	L	34-42
J.24	* at Oregon State	W	30-24
F.3	* Oregon State	L	29-33
F.4	* Oregon State	L	26-32
F.10	* Washington State	W	34-26
F.11	* Washington State	W	32-30
F.17	* at Washington State	L	26-34
F.18	* at Washington State	W	35-28
F.20	* at Idaho	L	35-47
F.21	* at Idaho	W	36-35
F.24	* Oregon	L	26-41
F.25	* Oregon	W	34-28

1934

Coach: Hec Edmundson • **Record:** 20-5, 14-21

Captain: Hal Lee

D.8	Gilmore/AAU	L	27-28
D.9	Gilmore/AAU	W	43-32
D.30	Union Oil/AAU	W	37-36
J.5	* Idaho	W	35-29
J.6	* Idaho	W	31-25
J.12	* at Idaho	W	39-29
J.13	* at Idaho	W	34-20
J.15	* at Washington State	W	30-28
J.16	* at Washington State	W	35-30
J.20	Puget Sound	W	63-26
J.26	* Oregon	W	32-28
J.27	* Oregon	W	34-25
F.2	* at Oregon State	L	21-25
F.3	* at Oregon State	L	18-28
F.5	* at Oregon	W	34-32
F.6	* at Oregon	W	36-30
F.9	Montana	L	29-32
F.10	Montana	W	60-24



1936 National Collegiate Champions

The 1936 Washington basketball team staked its claim to the national title during the 1936 U.S. Olympic Trials. The Huskies earned a berth to the New York City-hosted finals with wins over USC and Oregon State. They then defeated DePaul to finish as the top collegiate team. Washington finished third overall in the competition to represent the U.S. at the 1936 Olympic Games. Washington's Ralph Bishop joined the winning Universal AAU team in Berlin, helping win a gold medal for the U.S.

Front row (left to right): Hunt Paterson, Bob McKinstry, Chuck Wagner, Ralph Bishop, Ed Loverich, Bob Egge, Jack Gannon. **Middle row:** Robert Failor, Walter Kastner, Henry Rosenberg, Ross Werner, Roland Dickie, Ray Cook. **Back row:** Coach Hec Edmundson, Robert Reese, Ted Wendells, James Spinner, Phil Wilson, Charles Berry.

F.16	* Oregon State	W	24-21
F.17	* Oregon State	W	35-26
F.23	* Washington State	W	39-24
F.24	* Washington State	W	39-23
M.9	^ at USC	L	25-27
M.10	^ at USC	W	43-41
M.12	^ at USC	W	34-30

^Pacific Coast Conf. playoffs

1935

Coach: Hec Edmundson • **Record:** 16-8, 11-5

Captain: Bob Galer

D.15	Gilmore/AAU	L	23-25
D.21	USC	W	39-30
D.22	USC	L	24-40
D.28	Montana	W	44-22
D.29	Montana	W	50-23
J.3	Multnomah AC	W	38-23
J.7	* Idaho	L	36-37
J.8	* Idaho	W	30-24
J.12	Gilmore/AAU	L	22-25
J.18	* Oregon State	W	30-25
J.19	* Oregon State	W	30-25
J.25	* at Oregon State	L	26-31
J.26	* at Oregon State	L	17-28
J.28	* at Oregon	W	42-36
J.29	* at Oregon	W	22-20
F.2	Gonzaga	W	57-40
F.8	* Washington State	W	36-28
F.9	* Washington State	L	27-33
F.15	* at Washington State	W	37-35
F.16	* at Washington State	W	34-19
F.18	* at Idaho	W	40-37
F.19	* at Idaho	W	34-32
F.25	* Oregon	W	39-27
F.26	* Oregon	L	30-35

1936

Coach: Hec Edmundson • **Record:** (25-7, 13-3

Captain: Ralph Bishop

N.29	Italian AC	W	41-10
D.6	Knights of Columbus	L	17-27
D.13	Knights of Columbus	W	30-21
D.20	Drake	W	45-25
D.27	Stanford	W	32-28
D.28	Stanford	W	49-38
J.3	Central Washington	W	37-16
J.10	* Washington State	W	30-26
J.11	* Washington State	W	40-23
J.16	at Puget Sound	W	52-40
J.18	Puget Sound	W	80-19
J.24	* Oregon	W	36-28
J.25	* Oregon	W	40-26
J.31	* at Oregon	W	42-23
F.1	* at Oregon	W	35-31
F.3	* at Oregon State	W	51-33
F.4	* at Oregon State	W	35-31
F.14	* Idaho	W	50-30
F.15	* Idaho	W	40-29
F.21	* at Idaho	L	33-40
F.22	* at Idaho	W	52-38
F.24	* at Washington State	L (ot)	35-36
F.25	* at Washington State	L	28-48
M.6	* Oregon State	W	39-30
M.7	* Oregon State	W	25-19
M.13	^ at Stanford	L	39-60
M.14	^ at Stanford	L	38-48
M.25	++ USC	W	41-27
M.26	++ Oregon State	W	35-29
A.3	‡ vs. DePaul	W	54-33
A.4	‡ vs. McPherson/AAU	L	30-48
A.6	‡ vs. Wilmerding	W	48-33

^ Pacific Coast Conf. playoffs; ++ Olympic Trials Regionals (Seattle); ‡ Olympic Trials Finals (New York City)

1937

Coach: Hec Edmundson • **Record:** 15-11, 11-5

Captains: Charles Wagner

D.11	Wheeler-Osgood/AAU	W	38-23
D.18	Wheeler-Osgood/AAU	L	30-34
D.21	Michigan	W	40-23
D.22	Michigan	L	32-34
D.23	Michigan	L	33-39
D.30	at UCLA	W	52-31
D.31	at USC	L	31-45
J.8	* Idaho	W	24-17
J.9	* Idaho	W	39-22
J.15	at Puget Sound	L	29-30
J.16	Puget Sound	W	51-20
J.22	* Oregon State	W	37-31
J.23	* Oregon State	W	38-28
J.29	* at Oregon State	L	27-28
J.30	* at Oregon State	L	22-40
F.1	* at Oregon	L	37-48
F.2	* at Oregon	W	39-30
F.12	* Washington State	W	45-40
F.13	* Washington State	L	35-45
F.19	* at Washington State	W	37-34
F.20	* at Washington State	W	42-35
F.22	* at Idaho	W	36-31
F.23	* at Idaho	W	44-29
M.5	* Oregon	W	42-25
M.6	* Oregon	L	38-41
M.12	^ Washington State	L	33-36

^Northern Division playoff

1938

Coach: Hec Edmundson • **Record:** 29-7, 13-7

Captain: Ross Werner

N.28	USS Maryland	W	90-21
D.4	Alpine Dairy/AAU	W	45-42
D.9	Alt Heidelberg/AAU	W	54-35
D.21	California	W	43-34
D.22	California	W	46-38
D.11	Dan's Market/AAU	W	54-37
D.30	Varsity/Alumni	W	33-25
D.31	Western Washington	W	55-21
J.5	Johnson Paint/AAU	W	45-29
J.7	* Idaho	W	38-28
J.8	* Idaho	L	33-36
J.14	* at Montana	W	59-52
J.15	* at Montana	W	58-36
J.18	* at Washington State	W	44-32
J.19	* at Washington State	L	46-51
J.21	* at Idaho	L	30-41
J.22	* at Idaho	W	35-29
J.28	* Oregon	W	40-37
J.29	* Oregon	L	31-51
F.4	* at Oregon State	L	28-43
F.5	* at Oregon State	W	27-25
F.7	* at Oregon	L	43-59
F.8	* at Oregon	L	53-56
F.14	* Oregon State	W	37-29
F.15	* Oregon State	W	40-30
F.25	* Montana	W	42-24
F.26	* Montana	W	54-44
M.4	* Washington State	W	58-47
M.5	* Washington State	W	50-36
++	at Kauai Stars All-Stars	W	70-12
++	at Lihue All-Stars	W	44-14
++	at East Kauai All-Stars	W	80-14
++	at Luke Field (Army)	W	79-43
++	at Hawai'i	W	76-25
++	at Dragon Associates/AAU	W	72-31
++	at Honolulu All-Stars	W	73-30

++ Postseason Hawai'i trip

ALL-TIME RESULTS

1939

Coach: Hec Edmundson • **Record:** 20–5, 11–5

Captains: George Ziegenfuss

D.9	Varsity/Alumni	W	48–28
D.10	Alpine Dairy/AAU	W	31–28
D.15	at British Columbia	W	52–36
D.16	at Western Washington	W	46–32
D.22	Ohio State	W	43–41
D.23	Ohio State	W	51–37
D.30	at Central Washington	W	55–21
J.6	* Idaho	W	34–28
J.7	* Idaho	W	51–33
J.13	Montana	W	34–28
J.14	Montana	W	41–33
J.20	* Oregon State	W	34–21
J.21	* Oregon State	W	30–20
J.31	* at Oregon	L	49–57
F.1	* at Oregon	L	42–58
F.3	* at Oregon State	W	41–35
F.4	* at Oregon State	L	41–48
F.10	* Washington State	W	41–38
F.11	* Washington State	W	41–32
F.17	* at Washington State	W	62–52
F.18	* at Washington State	W	49–38
F.20	* at Idaho	W	43–35
F.21	* at Idaho	W	31–24
M.3	* Oregon	L	26–39
M.4	* Oregon	L	52–54

1940

Coach: Hec Edmundson • **Record:** 10–15, 6–10

Captain: Bill McDonald

D.9	Varsity/Alumni	L	33–55
D.16	at Western Washington	W	54–50
D.19	Varsity/Alumni	L	30–43
D.22	Oregon All-Stars	L	32–33
D.27	Minnesota	L	41–47
D.28	Minnesota	L	26–28
D.29	Minnesota	W	37–33
J.5	* Washington State	W	39–38
J.6	* Washington State	L	35–51
J.12	Montana	W	39–34
J.13	Montana	W	56–43
J.19	* Oregon	W	39–31
J.20	* Oregon	L	32–47
J.26	* at Oregon	L	44–53
J.27	* at Oregon	L	43–50
J.29	* at Oregon State	L	26–45
J.30	* at Oregon State	L	32–49
F.9	* Idaho	L	37–47
F.10	* Idaho	W	56–48
F.16	* at Idaho	W	45–40
F.17	* at Idaho	L	31–40
F.19	* at Washington State	L	44–49
F.20	* at Washington State	W	53–52
M.1	* Oregon State	L	31–46
M.2	* Oregon State	W	41–35

1941

Coach: Hec Edmundson • **Record:** 12–13, 7–9

Captains: Jack Voelker

D.7	S.L. Savidge/AAU	L	38–40
D.14	S.L. Savidge/AAU	W	35–34
D.21	at Western Washington	W	58–37
D.27	Varsity/Alumni	L	38–39
D.28	Pacific Lutheran	L	30–40
J.3	Pacific Lutheran	W	57–29
J.4	Whitman	W	56–20
J.10	* Idaho	W	45–43
J.11	* Idaho	W	39–37
J.17	Montana	L	41–47
J.18	Montana	W	39–34
J.24	* Oregon State	W	40–34

J.25	* Oregon State	W	34–33
J.31	* at Oregon State	L	23–36
F.1	* at Oregon State	L	28–34
F.3	* at Oregon	L	35–57
F.4	* at Oregon	L	36–37
F.14	* Washington State	L	42–44
F.15	* Washington State	L	31–39
F.21	* at Washington State	L	38–50
F.22	* at Washington State	L	47–69
F.24	* at Idaho	L	38–44
F.25	* at Idaho	W	45–44
M.7	* Oregon	W	48–37
M.8	* Oregon	W	49–46

1942

Coach: Hec Edmundson • **Record:** 18–7, 10–6

Captain: Bob Lindh

D.5	41st Division	W	66–23
D.6	S.L. Savidge/AAU	W	41–38
D.13	S.L. Savidge/AAU	W	37–34
D.19	Kansas State	W	45–32
D.20	Missouri	W	52–31
D.27	at Temple	W	64–36
D.30	at New York Univ.	W	72–38
J.2	at Michigan State	W	45–42
J.9	* Idaho	W	36–28
J.10	* Idaho	W	40–33
J.16	* at Oregon	W	60–34
J.17	* at Oregon	L	35–54
J.19	* at Oregon State	L	35–45
J.20	* at Oregon State	W	43–38
J.30	* Oregon	W	40–39
J.31	* Oregon	W	53–42
F.6	* at Washington State	L	52–58
F.7	* at Washington State	L	43–54
F.9	* at Idaho	W	44–37
F.10	* at Idaho	L	32–39
F.16	Great Lakes Naval	L	42–58
F.20	* Oregon State	W	47–40
F.21	* Oregon State	L	41–51
F.27	* Washington State	W	55–45
F.28	* Washington State	W	75–51

1943

Coach: Hec Edmundson • **Record:** 24–7, 12–4

Captains: Wally Leask

D.13	Lohrer's/AAU	W	54–26
D.18	at Port. Ramblers/AAU	W	45–39

D.19	at Port. Ramblers/AAU	W	39–38
D.21	at Gonzaga	W	62–41
D.22	at Navy Reserve (Pasco)	W	41–27
D.23	at Central Washington	L	49–53
J.2	Alpine Dairy/AAU	W	33–22
J.8	Whitman	W	46–38
J.9	Central Washington	W	58–30
J.15	Varsity/Alumni	W	32–29
J.18	Globe Trotters	W	49–30
J.19	* at Oregon State	L	39–42
J.20	* at Oregon State	W	44–39
J.22	* at Oregon	W	52–48
J.23	* at Oregon	W	31–30
J.29	* Oregon	W	46–31
J.30	* Oregon	L	44–47
F.5	* Washington State	L	37–41
F.6	* Washington State	W	72–34
F.12	* at Washington State	W	61–52
F.13	* at Washington State	L	49–53
F.15	* at Idaho	W	47–26
F.16	* at Idaho	W	72–34
F.26	* Idaho	W	57–37
F.27	* Idaho	W	59–39
M.5	* Oregon State	W	53–33
M.6	* Oregon State	W	44–35
M.12	^ USC	W	53–51
M.13	^ USC	W	52–45
M.26	& vs. Texas	L	55–59
M.27	& vs. Oklahoma	L	43–48

^Pacific Coast Conf. playoffs; & NCAA Western Regionals (Kansas City, Mo.)

1944

Coach: Hec Edmundson • **Record:** 26–6, 15–1

Captains: Jack Nichols, Bill Morris

D.3	Sand Point NAS	W	62–38
D.4	Alpine Dairy/AAU	L	30–38
D.4	Boeing Seattle/AAU	W	44–41
D.10	Sand Point NAS	W	53–49
D.16	at Portland	W	36–32
D.28	at Gonzaga	L	44–48
D.29	at Gonzaga	L	39–76
D.30	at Whitman	W	43–41
D.31	at Whitman	L	30–43
J.7	* Oregon	W	40–38
J.8	* Oregon	W	67–25
J.14	at Western Washington	W	38–35
J.21	Whitman	W	46–38



1943 NCAA Tournament (Elite Eight)

J.21	Whitman	W	48-38
J.22	* at Oregon	W	57-38
J.22	* at Oregon	W	56-47
J.24	* at Oregon State	W	38-33
J.25	* at Oregon State	W	42-36
J.28	Western Washinton	W	31-28
J.29	Willamette	W	56-27
F.4	* Oregon State	W	54-30
F.5	* Oregon State	W	56-29
F.11	* Washington State	W	53-40
F.12	* Washington State	W	61-41
F.18	Gonzaga	L	41-49
F.19	Gonzaga	W	53-40
F.21	* Idaho	W	64-32
F.22	* Idaho	W	69-55
F.29	* at Idaho	W	63-48
M.1	* at Washington State	W	71-50
M.3	* at Idaho	L	53-55
M.4	* at Washington State	W	62-43

1945**Coach:** Hec Edmundson • **Record:** 22-18, 5-11**Captains:** Bill Vandenburg

N.19	C.O. Training Program	L	37-46
N.19	CGO Base	L	28-50
N.25	Boeing-Seattle/AAU	W	40-38
N.25	Boeing-Renton/AAU	W	44-38
D.1	Sand Point NAS	W	39-29
D.1	Sand Point NAS	W	46-28
D.2	Sand Point NAS	W	36-35
D.8	at Whidbey Island NAS	L	45-61
D.16	Fort Lewis	W	59-54
D.21	% at Fee's Music/AAU	L	40-60
D.22	@ vs. Oregon	W	31-18
D.22	@ vs. Oregon State	W	20-17
D.23	Oregon State	L	19-32
D.23	Oregon	W	32-31
D.26	at Hanford Engin/AAU	W	43-37
D.27	at Pasco Flyers/AAU	W	44-42
D.29	at Gonzaga	W	59-48
D.30	at Gonzaga	W	78-47
J.5	* Oregon State	W	48-45
J.6	* Oregon State	W	42-22
J.12	* Idaho	W	51-48
J.13	* Idaho	W	60-41
J.19	Alpine Dairy/AAU	L	41-42
J.20	at Western Washington	W	66-41
J.23	* at Oregon State	L	43-57
J.24	* at Oregon State	L	43-63
J.26	* at Oregon	L	36-59
J.27	* at Oregon	L	51-54
J.28	Fort Lewis	L	41-52
F.2	* Oregon	W	59-56
F.3	* Oregon	L	51-54
F.9	* at Washington State	L	34-48
F.10	* at Washington State	L	43-65
F.11	Western Washington	W	72-45
F.12	* at Idaho	L	34-39
F.13	* at Idaho	L	35-36
F.16	Gonzaga	W	37-30
F.17	Gonzaga	W	39-29
F.23	* Washington State	L	42-53
F.25	* Washington State	L	45-54

% at Portland, Ore.; @ at Astoria, Ore.

1946**Coach:** Hec Edmundson • **Record:** 14-14, 6-10**Captains:** Norm Dalthorp

N.23	Sand Point NAS	W	60-52
N.24	UO Med School Alums	W	47-27
N.29	Fort Lewis	W	47-42
N.30	Fort Lewis	L	46-65
D.1	at Western Washington	W	55-32

D.7	at British Columbia	W	69-66
D.8	at British Columbia	L	51-58
D.28	Army-Navy YMCA	W	51-19
D.29	Alpine Dairy/AAU	L	28-40
D.29	at DePaul	L	50-75
D.29	Oregon	W	44-41
J.4	* Washington State	W	35-32
J.5	* Washington State	W	46-44
J.11	Western Washington	W	48-43
J.15	* at Washington State	L	37-48
J.16	* at Washington State	W	56-42
J.18	* at Idaho	L	45-50
J.19	* at Idaho	W	67-55
J.25	* Oregon	W	57-46
J.26	* Oregon	L (ot)	52-54
F.1	* at Oregon	L	56-57
F.2	* at Oregon	L	55-63
F.4	* at Oregon State	L	37-53
F.5	* at Oregon State	L	48-58
F.15	* Idaho	L	48-51
F.16	* Idaho	L	38-40
F.22	* Oregon State	W	47-41
F.23	* Oregon State	L	36-55

1947**Coach:** Hec Edmundson • **Record:** 16-8, 8-8**Captains:** Charles Shaeffer, Merlin Gilberton

N.30	Matheny-Bacon	W	70-41
D.6	at Western Washington	W	72-35
D.13	Puget Sound	W	64-38
D.28	Ohio State	W	49-45
D.30	Ohio State	W	52-46
D.30	Minnesota	W	61-47
D.31	Minnesota	W	72-68
J.3	* Idaho	W	51-41
J.4	* Idaho	W	62-41
J.10	Western Washington	W	59-33
J.14	* at Idaho	W	56-46
J.15	* at Idaho	W	69-49
J.17	* at Washington State	L	48-51
J.18	* at Washington State	L	54-58
J.24	* Oregon State	L	37-59
J.25	* Oregon State	W	60-44
J.31	* at Oregon State	L	52-56
F.1	* at Oregon State	L	63-84
F.3	* at Oregon	W	60-58
F.4	* at Oregon	L	54-64
F.14	* Washington State	L	38-54
F.15	* Washington State	W	59-40
F.21	* Oregon	L	48-49
F.22	* Oregon	W	63-51

1948**Coach:** Art McLarney • **Record:** 23-11, 10-6**Captains:** Jack Nichols

N.21	at Western Washington	W	69-32
D.3	Sand Point NAS	W	112-37
D.6	at Pacific Lutheran	W	61-36
D.12	Western Washington	W	67-36
D.13	Puget Sound	W	63-30
D.19	at Minnesota	L	37-47
D.20	at Minnesota	W	55-49
D.23	at Purdue	L	50-60
D.26	at Ohio State	W	61-55
D.27	at Ohio State	L	60-68
J.2	California	W	54-51
J.3	California	W	59-42
J.9	* at Oregon	W	69-54
J.10	* at Oregon	L	58-73
J.16	* Washington State	L	47-48
J.17	* Washington State	W	51-36
J.23	* Oregon	W	48-44
J.24	* Oregon	W	56-39

J.30	* at Oregon State	L	63-71
J.31	* at Oregon State	L	55-74
F.6	* Oregon State	W	52-26
F.7	* Oregon State	W	27-23
F.20	* at Washington State	W	55-50
F.21	* at Washington State	L (2ot)	58-62
F.23	* at Idaho	W	51-33
F.24	* at Idaho	L	41-43
M.5	* Idaho	W	77-37
M.6	* Idaho	W	70-45
M.9	++ at Oregon State	W	59-42
M.12	^ at California	L	51-64
M.13	^ at California	W	64-57
M.15	^ at California	W	59-49
M.19	& vs. Baylor	L	62-64
M.20	& vs. Wyoming	W	57-47

++ Northern Division playoff; ^ Pacific Coast Conf. playoffs; & NCAA Western Regionals (Kansas City, Mo.)

1949**Coach:** Art McLarney • **Record:** 11-15, 6-10**Captains:** Bill Vandenburg

D.3	at Vancouver Cloverleafs	W	67-59
D.4	at British Columbia	W	45-31
D.7	Sand Point NAS	W	79-34
D.10	Western Washington	W	55-45
D.17	Stewart Chevrolet/AAU	W	57-56
D.18	Stewart Chevrolet/AAU	L	43-48
D.21	Puget Sound	L	41-48
D.27	^ California	L	49-73
D.28	^ Oregon State	L	62-64
D.29	^ Oregon	L	62-63
J.7	* Oregon State	L	50-52
J.8	* Oregon State	W	54-43
J.14	* at Washington State	L	30-44
J.15	* at Washington State	L	50-67
J.21	* Oregon	W	44-43
J.22	* Oregon	W	47-44
J.27	* at Oregon State	L	44-54
J.28	* at Oregon State	L	45-49
F.4	* at Oregon	L	58-65
F.5	* at Oregon	L	69-70
F.11	* Idaho	L	47-64
F.12	* Idaho	W	57-47
F.18	* at Idaho	L	55-62
F.19	* at Idaho	L	51-59
M.4	* Washington State	W	51-46
M.5	* Washington State	W	54-41

^ Pacific Coast Conf. playoffs

1950**Coach:** Art McLarney • **Record:** 19-10, 8-8**Captains:** LaDon Henson

D.1	Sand Point NAS	W	64-40
D.2	at Vancouver Cloverleafs	W	59-49
D.3	at British Columbia	W	58-41
D.9	Puget Sound	W	58-42
D.10	Western Washington	W	82-52
D.17	Alpine Dairy/AAU	W	38-30
D.20	Minnesota	L	53-55
D.21	Minnesota	W	53-46
D.23	Stanford	W	62-56
D.30	Columbia	W	60-56
D.31	Columbia	W	49-46
J.6	* Idaho	W	67-43
J.7	* Idaho	W	44-40
J.13	* at Washington State (20)	L	42-56
J.14	* at Washington State (20)	W	52-37
J.20	* Oregon	W	69-49
J.21	* Oregon	W	66-51
J.27	* at Oregon (16)	L	49-57
J.28	* at Oregon (16)	L	60-63
F.3	* at Oregon State	L	46-56

ALL-TIME RESULTS



1951 NCAA Tournament (*Elite Eight*)

F.4	* at Oregon State	W	52-44
F.10	Wyoming	L	29-49
F.11	Wyoming	W	37-36
F.17	* #16 Washington State	L	46-54
F.18	* #16 Washington State	L	42-60
F.24	* at Idaho	L	40-57
F.25	* at Idaho	L	45-48
M.3	* Oregon State	W	47-45
M.4	* Oregon State	W	57-54

1951

Coach: Tippy Dye • **Record:** 24-6, 11-5

Captains: LaDon Henson

D.8	Nebraska	W	54-49
D.9	Nebraska	W	71-53
D.15	at California	W	57-52
D.16	at California	W	64-49
D.19	Pittsburgh (12)	W	54-44
D.20	Pittsburgh (12)	W	74-45
J.1	Santa Clara (15)	W	56-34
J.5	* Oregon (12)	W	73-49
J.6	* Oregon (12)	W	61-60
J.12	* at Oregon State (12)	W	41-40
J.13	* at Oregon State (12)	L	41-46
J.19	* at Washington State (15)	L	48-50
J.20	* at Washington State (15)	L	60-63
J.26	* at Idaho	W	50-44
J.27	* at Idaho	L	50-55
F.2	* Oregon State	W	74-38
F.3	* Oregon State	W	40-36
F.9	Wyoming	W	74-49
F.10	Wyoming	W	53-51
F.16	* Idaho	W	63-40
F.17	* Idaho	W	76-59
F.23	* at Oregon (19)	W	77-68
F.24	* at Oregon (19)	L	75-82
M.2	* Washington State (19)	W	53-44
M.3	* Washington State (19)	W	86-41
M.9	^ UCLA (15)	W	70-51
M.10	^ UCLA (15)	W	71-54
M.22	& vs. Texas A&M (15)	W	62-40
M.23	& vs. Oklahoma State (15)	L	57-61
M.24	& vs. #11 Brigham Young (15)	W	80-67

^ Pacific Coast Conf. playoffs; & NCAA Championships (Kansas City, Mo.)

1952

Coach: Tippy Dye • **Record:** 25-6, 14-2

Captains: Mike McCutchen, Fran Guisness

N.30	at Utah	L	61-62
D.1	at Utah	W	60-44
D.7	#13 UCLA	W	60-52
D.8	#13 UCLA	W	76-61
D.14	at California (6)	W	(ot) 52-50
D.15	at California (6)	W	65-43
D.19	at #4 St. Louis (8)	W	58-53
D.22	at #15 Minnesota (8)	W	55-51
D.28	Ohio State (3)	W	78-43
D.29	Northwestern (3)	W	83-60
J.4	* Idaho (3)	L	51-56
J.5	* Idaho (3)	W	61-42
J.11	* at Oregon State (6)	W	46-37
J.12	* at Oregon State (6)	W	49-41
J.18	* Oregon (8)	W	74-36
J.19	* Oregon (8)	W	64-39
J.25	* at Washington State (6)	L	50-56
J.26	* at Washington State (6)	W	67-43
F.1	* at Oregon (9)	W	71-63
F.2	* at Oregon (9)	W	63-57
F.8	* Oregon State (8)	W	69-56
F.9	* Oregon State (8)	W	54-37
F.15	* at Idaho (8)	W	79-64
F.16	* at Idaho (8)	W	75-66
F.22	at #19 Wyoming (6)	W	52-50
F.23	at #19 Wyoming (6)	L	54-55
F.29	* Washington State (6)	W	75-37
M.1	* Washington State (6)	W	82-51
M.7	^ at #19 UCLA (6)	L	53-65
M.8	^ at #19 UCLA (6)	W	53-50
M.10	^ at #19 UCLA (6)	L	50-60

^ Pacific Coast Conf. playoffs

1953

Coach: Tippy Dye • **Record:** 28-3, 15-1

Captains: Mike McCutchen

D.5	Utah	W	82-54
D.6	Utah	W	77-56
D.12	at #7 UCLA	W	53-49
D.13	at #7 UCLA	L	47-54
D.19	#18 California (9)	W	60-50
D.20	#18 California (9)	W	(ot) 99-88
D.25	St. Louis (7)	W	66-59
D.26	St. Louis (7)	W	61-57

J.2	* at Oregon (5)	W	79-73
J.3	* at Oregon (5)	W	76-60
J.9	* #18 Idaho (6)	W	76-64
J.10	* #18 Idaho (6)	W	82-58
J.16	* Oregon State (5)	W	77-54
J.17	* Oregon State (5)	W	68-56
J.23	* at Washington State (3)	W	75-41
J.24	* at Washington State (3)	W	60-48
J.28	+ at Universal Mot./AAU (3) (exh)		66-63
J.30	+ at Universal Mot./AAU (3) (exh)		69-51
J.31	at Hawai'i (3)	W	83-55
F.6	* Washington State (3)	W	79-51
F.7	* Washington State (3)	W	69-56
F.13	* at Oregon State (3)	W	69-53
F.14	* at Oregon State (3)	W	73-60
F.20	* Oregon (3)	W	84-67
F.21	* Oregon (3)	W	86-72
F.27	* at Idaho (3)	L	61-64
F.28	* at Idaho (3)	W	61-52
M.6	^ California (4)	W	60-47
M.7	^ California (4)	W	80-57
M.13	& vs. #14 Seattle University (2)	W	92-70
M.14	& vs. Santa Clara (2)	W	74-62
M.17	++ vs. #5 Kansas (2)	L	53-79
M.18	++ vs. Louisiana State (2)	W	88-69

^ PCC Playoffs; + Exhibition Game (Honolulu, Hawai'i); & NCAA

Western Regionals (Corvallis, Ore.); ++ NCAA Final Four (Kansas City, Mo.)

1954

Coach: Tippy Dye • **Record:** 8-18, 7-9

Captains: Don Tripp

D.4	Stanford	L	51-66
D.5	Stanford	L	61-63
D.18	Kansas State	L	64-74
D.19	Kansas State	L	76-87
D.28	% vs. Oklahoma	L	77-87
D.29	% vs. Kansas State	L	75-81
D.30	% vs. Colorado	L	60-81
J.2	at St. Louis	L	67-73
J.8	* at Washington State	L	48-56
J.9	* at Washington State	W	54-44
J.15	* Oregon State	L	49-61
J.16	* Oregon State	L	51-54
J.22	* at Oregon	L	76-77
J.23	* at Oregon	L	48-64
J.29	Brigham Young	L	(ot) 79-89
J.30	Brigham Young	W	55-51
F.5	* Idaho	W	65-59
F.6	* Idaho	W	70-69
F.12	* at Oregon State	L	47-70
F.13	* at Oregon State	W	51-47
F.19	* Oregon	L	59-63
F.20	* Oregon	W	67-59
F.26	* at Idaho	L	66-74
F.27	* at Idaho	L	76-77
M.5	* Washington State	W	56-48
M.6	* Washington State	W	65-56

% Big Seven Tournament (Kansas City, Mo.)

1955

Coach: Tippy Dye • **Record:** 13-12, 7-9

Captains: Dean Parsons

D.3	Hawai'i	W	89-60
D.4	Hawai'i	W	69-58
D.10	at Brigham Young	W	62-44
D.11	at Brigham Young	L	(ot) 64-69
D.18	at Kansas State	L	74-81
D.21	St. Louis	W	72-70
D.22	St. Louis	L	64-73
D.28	Idaho	W	77-57
D.29	Oregon State	W	(ot) 58-57
J.7	* Idaho	W	82-53

J.8	* Idaho	L	44-52
J.14	* at Oregon State	L	38-66
J.15	* at Oregon State	L	63-70
J.21	* at Washington State	W	69-38
J.22	* at Washington State	L	73-74
J.28	* Oregon State	L	51-55
J.29	* Oregon State	L	43-57
F.4	* at Oregon	W (ot)	54-52
F.5	* at Oregon	L	63-64
F.11	* Washington State	W	76-40
F.12	* Washington State	W	63-49
F.18	* Oregon	W	80-60
F.19	* Oregon	L	59-60
F.25	* at Idaho	W	84-76
F.26	* at Idaho	L	79-80

1956**Coach:** Tippy Dye • **Record:** 15-11, 11-5**Captains:** Jim Coshow, Ron Olson

D.2	at #19 Stanford	L	55-72
D.3	at #19 Stanford	L	68-73
D.9	Baylor	W	71-62
D.10	Baylor	W	80-68
D.17	at Kansas State	L	69-74
D.20	at St. Louis	L	77-85
D.22	at Ohio State	L	73-94
D.27	#6 Iowa	W	76-71
D.28	Wisconsin	W	54-53
J.6	* Stanford	W	57-42
J.7	* Stanford	L	46-58
J.10	at Oregon	L (ot)	51-53
J.20	* Washington State	W	62-42
J.21	* Washington State	W	80-57
J.27	* at Oregon State	W	83-63
J.28	* at Oregon State	W	66-58
F.3	* at #20 UCLA	L	60-61
F.4	* at #20 UCLA	L	75-82
F.10	* Oregon	W	68-50
F.11	* Oregon	W	70-61
F.17	* at Idaho	W	46-34
F.18	* at Idaho	W (ot)	70-63
F.24	* at California	L	62-74
F.25	* at California	L	60-63
M.2	* USC	W	105-84
M.3	* USC	W	71-67

1957**Coach:** Tippy Dye • **Record:** 17-9, 13-3**Captains:** Bruno Boin, Don Sunitich

D.1	at Brigham Young	L	66-70
D.7	at Oklahoma State	L	43-70
D.8	at Oklahoma State	W	49-44
D.14	#1 Kansas	L	63-77
D.15	#1 Kansas	L	78-92
D.21	Colorado	L	53-65
D.22	Colorado	W	69-55
D.28	% vs. USC	W	80-61
D.29	% at Oregon State	L	58-71
J.4	* at USC	W	76-72
J.5	* at USC	W	80-78
J.11	* Idaho	W	77-58
J.12	* Idaho	W	71-49
J.18	* at Stanford	L	63-70
J.19	* at Stanford	W	68-64
J.25	* Oregon State	W	64-53
J.26	* Oregon State	W	58-51
J.29	Oregon	W	64-63
F.8	* #5 UCLA	L	65-68
F.9	* #5 UCLA	W	90-74
F.15	* at Oregon	W	84-62
F.16	* at Oregon	W (ot)	65-63
F.22	* #15 California	W	70-57
F.23	* #15 California	L	62-72

**1953 NCAA Tournament (Final Four)**

Frontrow (left to right): Manager Garver, Dean Parsons, Bob Houbregs, Doug McClary. **Middle row:** Athletic Director Harvey Cassill, Steve Roake, Mike McCutcheon, Larry Ramm, Bill Ward, Head Coach Tippy Dye. **Back row:** Joe Cipriano, Charlie Koon, Will Elliott, Don Apeland. **Not Pictured:** Roland Halle

M.8	* at Washington State	W	73-72
M.9	* at Washington State	W	76-66

% Far West Classic (Corvallis, Ore.)

1958**Coach:** Tippy Dye • **Record:** 8-18, 5-11**Captains:** Bill Stady

D.6	Brigham Young	L	43-45
D.7	Brigham Young	W	63-52
D.13	#18 Oklahoma State	L	39-47
D.14	#18 Oklahoma State	L	39-43
D.20	at #2 Kansas	L	59-77
D.21	at #3 Kansas State	L	63-70
D.23	at St. Louis	L	63-89
D.27	% vs. #12 Utah	L	62-64
D.28	% vs. Yale	W	66-51
D.30	#8 Michigan State	W	71-69
J.4	* #19 California	L	45-57
J.6	* USC	L	54-60
J.10	* at California	L	42-49
J.11	* at Stanford	W	60-54
J.18	* at Oregon	L	53-57
J.24	* at Oregon State	L	58-81
J.25	* Oregon State	W	45-42
J.31	* Stanford	W	69-58
F.7	* Idaho	W	56-49
F.15	* Oregon	L (ot)	83-87
F.17	* UCLA	L	62-67
F.22	* at Idaho	L	63-85
F.24	* at Washington State	W	68-62
F.28	* Washington State	L	41-58
M.7	* at USC	L	65-76
M.8	* at UCLA	L	68-89

% Far West Classic (Corvallis, Ore.)

1959**Coach:** Tippy Dye • **Record:** 18-8, 11-5**Captains:** Bruno Boin

D.5	at Colorado	L (ot)	63-70
D.6	at Colorado	L	51-69
D.8	Hawai'i	W	67-62
D.12	Houston	W	68-62
D.13	Houston	W	59-55

D.19	at Wisconsin	W	62-48
D.20	at Iowa	W	81-68
D.22	at #6 Northwestern	L	69-75
D.27	Minnesota (19)	W	85-63
D.29	Minnesota (19)	W	73-57
J.2	* #20 California	L	43-54
J.5	* UCLA	W	68-63
J.9	* at California	L	43-54
J.10	* at Stanford	L	49-51
J.16	* at Oregon	W	62-57
J.17	* at Oregon State	W	69-59
J.24	* Oregon	W	79-60
J.31	* Stanford	W	75-52
F.6	* Washington State	W	82-73
F.14	* Oregon State	W	75-59
F.16	* USC	W	76-55
F.20	* at Idaho	W	61-60
F.21	* at Washington State	W	82-80
F.27	* Idaho	W	74-51
M.6	* at UCLA	L	55-56
M.7	* at USC	L (ot)	74-80

1960**Coach:** John Grayson • **Record:** 15-13, 2-9**Captains:** Al Murphy

D.4	at Brigham Young	L	52-54
D.5	at Brigham Young	W	60-52
D.11	Idaho	W	56-52
D.12	Washington State	W	77-62
D.18	Iowa State	L	56-60
D.19	Iowa State	W	69-59
D.21	Northwestern	W	79-60
D.22	Northwestern	W	67-61
J.2	* at UCLA	L	55-57
J.4	* at UCLA	L	54-55
J.8	* #10 USC	L	52-53
J.9	* #10 USC	L	68-69
J.11	Oregon State	W	57-51
J.15	* at Stanford	L	55-58
J.16	* at #2 California	L	39-79
J.22	Oregon	W	63-56
J.23	* Stanford	L	42-54
J.29	@ at Washington State	L	71-79

ALL-TIME RESULTS

F.5	* at #3 California	L	53-68
F.6	* at USC	W	59-49
F.12	at Hawai'i	W	64-62
F.13	at Hawai'i	W	74-64
F.19	at Oregon	L	41-57
F.20	at Oregon State	W	62-52
F.26	* #4 California	L	47-54
F.27	* UCLA	W	84-73
M.4	at Idaho	W	58-45
M.5	at Washington State	W	64-47

@ Spokane, Wash.

1961

Coach: John Grayson • **Record:** 13-13, 6-6

Captains: Clint Names

D.2	Brigham Young	L	(ot) 63-65
D.3	Brigham Young	W	74-54
D.10	Oregon State	W	58-47
D.12	Hawai'i	W	73-46
D.16	at Iowa State	L	60-63
D.17	at Iowa State	L	50-60
D.20	at Northwestern	L	45-53
J.6	* #9 UCLA	W	58-45
J.7	* #9 UCLA	L	58-62
J.13	* at USC	L	56-66
J.14	* at USC	L	72-83
J.20	* at Stanford	L	(ot) 58-61
J.21	* at Stanford	W	51-49
J.27	at Oregon	L	48-67
J.28	at Oregon State	L	46-74
F.3	* Stanford	W	71-47
F.10	* California	W	70-50
F.11	* California	W	(ot) 59-58
F.17	Oregon	W	54-47
F.18	* #8 USC	W	61-55
F.24	at Idaho	L	63-70
F.25	at Washington State	W	66-63
M.3	* at California	L	(ot) 51-52
M.4	* at UCLA	L	68-84
M.10	Idaho	W	(ot) 70-65
M.11	Washington State	W	79-66

1962

Coach: John Grayson • **Record:** 16-10, 5-7

Captains: N/A

D.2	Air Force	W	60-50
D.4	Montana	W	59-42
D.5	Montana	W	73-57
D.9	at Oregon State	L	48-55
D.16	at Oregon	W	81-59
D.20	Idaho	W	75-66
D.27	% vs. #1 Ohio State	L	49-59
D.28	% vs. Army	W	68-52
D.29	% vs. #9 Purdue	L	73-75
J.5	* at UCLA	L	57-72
J.6	* at UCLA	L	63-75
J.12	* #4 USC	W	85-67
J.13	* #4 USC	L	64-78
J.20	* at Stanford	L	59-64
J.26	* Stanford	W	73-61
J.27	* Stanford	W	65-49
F.3	* at California	W	62-57
F.9	* at California	W	70-63
F.10	* at USC	L	68-75
F.17	#6 Oregon State	W	73-61
F.23	Washington State	W	66-51
F.24	Oregon	W	67-49
M.2	* UCLA	L	66-69
M.3	* California	L	65-68
M.9	at Idaho	W	55-54
M.10	at Washington State	W	72-58

% Los Angeles Classic

1963

Coach: John Grayson • **Record:** 13-13, 6-6

Captains: Ed Correll

D.1	Colorado State	W	64-59
D.4	Oregon	L	57-59
D.8	#7 Oregon State	L	45-57
D.20	at Montana	W	59-50
D.21	at Montana	W	57-53
D.26	% vs. St. Louis	L	39-64
D.27	% vs. Utah State	L	60-71
D.29	% vs. #9 Stanford	L	(2ot) 62-63
J.4	* #9 UCLA	W	62-61
J.5	* #9 UCLA	W	67-63
J.11	* at USC	L	61-64
J.12	* at USC	W	62-61
J.18	* at Stanford	L	48-57
J.19	* at Stanford	L	49-58
J.25	at Oregon	W	63-52
J.26	at Oregon State	L	48-65
F.1	* #7 Stanford	W	49-48
F.8	* California	W	65-58
F.9	* California	W	65-62
F.16	* USC	L	53-59
F.21	at Washington State	W	61-56
F.23	at Idaho	L	56-63
M.1	* at California	L	45-50
M.2	* at UCLA	L	52-80
M.8	Idaho	W	58-50
M.9	Washington State	W	59-57

% Los Angeles Classic

1964

Coach: Mac Duckworth • **Record:** 9-17, 5-10

Captains: Charlie Hart

D.2	Texas-El Paso	W	57-49
D.7	at Oregon State	L	60-91
D.9	at Oregon	W	69-63
D.13	Wyoming	L	61-74
D.14	Montana State	L	61-73
D.23	at Colorado State	L	52-82
D.26	% vs. Texas A&M	L	53-61
D.27	% vs. Montana State	L	54-55
D.28	% vs. Idaho	W	80-69
J.3	* California	L	44-46
J.4	* California	W	59-53
J.10	* at Stanford	L	52-75
J.11	* at Stanford	L	47-64
J.17	* at Washington State	L	59-61
J.18	* at Washington State	W	63-61
J.28	Oregon	W	(2ot) 69-67
F.1	Oregon State	L	59-67
F.7	* USC	W	66-60
F.8	* USC	L	59-66
F.14	* at #1 UCLA	L	58-73
F.15	* at #1 UCLA	L	60-88
F.22	* at California	L	51-57
F.24	* #1 UCLA	L	64-78
F.29	* Stanford	W	69-67
M.2	* at USC	L	64-85
M.6	* Washington State	W	57-52

% All-College Tourney (Oklahoma City, Okla.)

1965

Coach: Mac Duckworth • **Record:** 9-16, 5-9

Captains: Lynn Nance

D.1	+ Alumni (exh)		84-71
D.5	at Oregon State	L	63-67
D.7	at Oregon	L	60-61
D.12	Washington State	W	70-66
D.18	Kansas State	L	66-73
D.19	Kansas State	W	71-62
D.28	% vs. #3 Minnesota	L	76-77
D.29	% vs. Arizona	L	63-77

D.30	% vs. Michigan State	L	92-93
J.8	* at California	W	55-46
J.9	* at Stanford	L	68-80
J.15	* Oregon State	W	79-70
J.16	* Oregon	L	58-65
J.22	at Washington State	L	53-56
J.23	Idaho	W	90-76
F.5	* at USC	W	78-77
F.6	* at #2 UCLA	L	75-78
F.12	* #2 UCLA	L	73-83
F.13	* USC	L	70-77
F.19	* Stanford	L	70-78
F.20	* California	L	56-65
F.26	* at Oregon	W	82-76
F.27	* at Oregon State	L	45-54
M.5	* Washington State	L	(2ot) 74-78
M.6	* at Washington State	W	76-55
M.8	at Idaho	W	99-87

% Los Angeles Classic

1966

Coach: Mac Duckworth • **Record:** 10-15, 4-10

Captains: N/A

D.3	Oregon State	W	45-44
D.4	Oregon	L	61-63
D.10	+ Alumni (exh)		66-83
D.15	at Iowa	L	70-99
D.17	++ vs. Wisconsin	W	81-67
D.18	++ at Marquette	L	74-75
D.21	Florida	L	60-66
D.22	Florida	W	78-69
D.28	% vs. Tulsa	L	76-92
D.29	+% vs. Subpac (exh)		78-79
D.30	% at Hawai'i	W	83-70
J.8	* Stanford	L	(ot) 78-83
J.10	* California	W	(ot) 80-79
J.14	* at Oregon	L	62-71
J.15	* at Oregon State	L	59-67
J.28	Hawai'i	W	111-52
J.29	Hawai'i	W	87-58
F.5	* USC	L	57-67
F.7	* UCLA	L	67-89
F.11	* at USC	W	76-73
F.12	* at UCLA	L	71-100
F.18	* at Stanford	L	73-75
F.19	* at California	L	48-50
F.26	* Oregon	W	61-60
F.28	* Oregon State	L	43-54
M.4	* Washington State	W	70-67
M.5	* at Washington State	L	74-81

++ Milwaukee Classic (Milwaukee, Wis.); % Rainbow Classic (Honolulu, Hawai'i)

1967

Coach: Mac Duckworth • **Record:** 13-12, 6-8

Captains: N/A

D.2	Iowa	L	50-66
D.3	Iowa	W	76-65
D.17	at Purdue	L	70-85
D.20	at #8 Houston	L	65-87
D.22	at Loyola-New Orleans	L	87-88
D.27	% vs. St. Louis	W	91-82
D.29	% vs. Indiana	W	81-79
D.30	% vs. Washington State	W	80-72
J.7	* USC	L	74-83
J.9	* #1 UCLA	L	68-83
J.13	* at Oregon	W	78-74
J.14	* at Oregon State	L	57-61
J.21	* at Washington State	L	69-78
J.23	+ Japanese National Team (exh)		75-72
J.27	Montana	W	85-72
J.28	#3 Houston	W	81-78
F.4	at Montana	W	95-79

F.11	* California	W	85-80
F.13	* Stanford	W	79-73
F.17	* at Stanford	W	85-82
F.18	* at California	L	73-87
F.24	* at #1 UCLA	L	43-71
F.25	* at USC	L	69-106
M.4	* Oregon State	L	66-69
M.6	* Oregon	W	78-67
M.9	* Washington State	W	86-75

% Far West Classic (Portland, Ore.)

1968

Coach: Mac Duckworth • **Record:** 12-14, 4-10

Captains: Dave Carr

D.1	Miami (Fla.)	W	96-54
D.2	Miami (Fla.)	W	81-80
D.8	#7 Purdue	W	98-87
D.9	#7 Purdue	L	77-84
D.18	at Oklahoma State	L	65-67
D.27	% vs. Mississippi State	W	82-80
D.28	% vs. St. Joseph's	L	74-79
D.30	at Texas Tech	W	76-71
J.5	* at USC	L	56-68
J.6	* at #1 UCLA	L	65-93
J.13	* Oregon	W	84-73
J.15	* Oregon State	W	68-56
J.20	* Washington State	L	70-75
J.26	Utah	W	93-76
J.27	Montana	W	76-65
F.1	at Montana State	W	98-74
F.3	at Montana	L	75-78
F.9	* at California	L	66-79
F.10	* at Stanford	L	75-97
F.17	* Stanford	W	91-80
F.19	* California	W	64-52
F.24	* #2 UCLA	L	67-84
F.26	* USC	L	68-76
M.1	* at Oregon State	L	72-74
M.2	* at Oregon	L	83-85
M.8	* at Washington State	L	63-87

% Gator Bowl Tournament (Jacksonville, Fla.)

1969

Coach: Tex Winter • **Record:** 13-13, 6-8

Captains: George Irvine

D.2	+ Varsity/Frosh (exh)		67-61
D.6	at Utah	L	74-82
D.7	at Utah State	L	75-83
D.13	Oklahoma State	W	46-44
D.14	Oklahoma State	W	48-45
D.20	Idaho	W	72-58
D.21	Loyola-New Orleans	W	87-65
D.27	% vs. Wake Forest	L	70-81
D.28	% vs. Navy	L	63-67
D.30	at #16 Ohio State	W	64-59
J.10	* at Stanford	W	76-59
J.11	* at California	W (ot)	74-73
J.18	* Oregon State	W	60-42
J.20	* Oregon	W	60-54
J.23	at Idaho	L	53-66
J.25	* at Washington State	L	55-62
J.31	Montana	W	78-75
F.1	Montana State	W	78-71
F.7	* at #1 UCLA	L	51-62
F.8	* at USC	L	56-69
F.15	* USC	L	51-69
F.17	* #1 UCLA	L	44-53
F.22	* California	W	85-65
F.24	* Stanford	W	68-45
F.28	* at Oregon	L	75-79
M.1	* at Oregon State	L	52-82
M.7	* Washington State	L	61-69

% Triangle Tourney (Raleigh, N.C.)

1970

Coach: Tex Winter • **Record:** 17-9, 7-7

Captains: George Irvine

N.24	+ Varsity/Frosh (exh)		84-52
D.2	Idaho	W	105-58
D.5	Seattle University	W	86-78
D.6	Montana State	W	88-68
D.13	at Utah State	W	90-61
D.19	% vs. Northwestern (20)	W	86-81
D.20	% vs. Missouri (20)	W	92-80
D.26	++ vs. #12 USC (10)	W	90-86
D.29	++ vs. Oregon State (10)	W	85-65
D.30	++ vs. Oregon (9)	L	73-83
J.2	@ at Seattle University (9)	L	72-80
J.3	Yale (9)	W	84-70
J.10	* Stanford (14)	W (ot)	76-73
J.12	* California (14)	L	64-94
J.16	* at Oregon State (15t)	L	47-60
J.17	* at Oregon (15t)	W	53-46
J.24	* Washington State	W	37-36
J.30	at Montana	W	76-68
F.7	* #1 UCLA	L	56-66
F.9	* #11 USC	W (2ot)	77-72
F.13	* at #18 USC	L	81-84
F.14	* at #1 UCLA	L	85-101
F.20	* at California	L (ot)	86-91
F.21	* at Stanford	W	78-72
F.28	* Oregon	W	90-73
M.2	* Oregon State	W	46-43
M.6	* at Washington State	L	68-79

@ Seattle Coliseum; % Sun Devil Classic (Tempe, Ariz.); ++ Far West Classic (Portland, Ore.)

1971

Coach: Tex Winter • **Record:** 15-13, 6-8

Captains: Dave Willenborg, Mike Troyer

N.23	+ Varsity/Frosh (exh)		121-69
D.1	at Montana State	L (ot)	89-90
D.4	Seattle University	W	87-85
D.5	Texas Tech	L	71-76
D.12	Montana	W	86-67
D.18	% vs. Navy	W	80-69
D.19	% at Utah	L	78-89
D.21	at Kansas State	W	64-51
D.23	at Idaho	L	70-71
D.28	Seattle Pacific	W	70-48
J.2	@ at Seattle University	L	81-86
J.8	* at #1 UCLA	L	69-78
J.9	* at #4 USC	L	72-79
J.15	at Alaska-Fairbanks	W	85-73
J.16	at Alaska-Fairbanks	W	90-62
J.23	* Oregon State	W (ot)	93-85
J.25	* #16 Oregon	W	82-75
J.29	Long Island U.	W	98-75
J.30	Gonzaga	W	86-78
F.6	* at Washington State	L	79-90
F.12	* at Stanford	W	81-80
F.13	* at California	L	90-92
F.15	+ Athletes in Action (exh)		73-86
F.20	* California	W	82-80
F.22	* Stanford	W	72-69
F.27	* #3 USC	L	80-81
M.1	* #1 UCLA	L	69-71
M.5	* at Oregon	L	76-101
M.6	* at Oregon State	L	52-71
M.12	* Washington State	W	73-63

@ Seattle Coliseum; % Utah Classic (Salt Lake City, Utah)

1972

Coach: Marv Harshman • **Record:** 20-6, 10-4

Captains: Steve Hawes

D.1	Portland	W	76-63
D.3	Portland State	W	101-85
D.6	at Colorado	W	72-67
D.11	@ at Seattle University	W	96-74
D.17	Kansas State	W	96-90
D.18	Kansas State	W	75-66
D.23	at Pacific	L	71-86
D.27	% vs. #14 Florida State	L	77-85
D.29	% vs. Dartmouth	W	100-75
D.30	% vs. Michigan	W	100-80
J.7	* at California	W	91-81
J.8	* at Stanford	L (ot)	80-85
J.14	Cincinnati	W	91-81
J.22	* Oregon	W	85-55
J.24	* Oregon State	W	86-73
J.29	Seattle University	W	91-79
F.4	* Washington State	W	103-92
F.11	* at USC	L	68-85
F.12	* at #1 UCLA	L	70-109
F.19	* #1 UCLA	L	83-100
F.21	* USC	W	78-62
F.26	* Stanford	W	90-78
F.28	* California	W	90-78
M.3	* at Oregon	W	81-75
M.4	* at Oregon State	W	70-69
M.10	* at Washington State	W	96-63

@ Seattle Coliseum; % Far West Classic (Portland, Ore.)

1973

Coach: Marv Harshman • **Record:** 16-11, 6-8

Captains: Louis Nelson, Ron Ball

N.25	+ Subpac (exh)		73-67
D.1	Ohio State	W	67-63
D.2	Grambling	W	97-69
D.8	@ at Seattle University	W	68-56
D.9	Seattle Pacific	W	86-66
D.15	at Wichita State	W	102-68
D.16	at #20 Kansas State	L	64-71
D.22	Boise State	W	98-61
D.23	Gonzaga	W	93-61
D.28	+% vs. SubPac (exh)		86-77
D.29	% vs. #11 North Carolina	L	72-89
D.30	% at Hawai'i	L	75-85
J.6	* California	W	71-59
J.8	* Stanford	L	55-76
J.12	* at Oregon	L (ot)	65-69
J.13	* at Oregon State	L	63-89
J.20	at Montana	W	77-59
J.25	Seattle University	W	74-67
J.27	Portland State	W	64-59
F.2	* Washington State	W	58-51
F.10	* USC	L	79-85
F.12	* #1 UCLA	L	67-76
F.16	* at #1 UCLA	L	62-93
F.17	* at USC	W	73-70
F.23	* at Stanford	L	66-76
F.24	* at California	L	72-77
M.3	* Oregon State	W	83-72
M.5	* Oregon	W	83-75
M.9	* at Washington State	W	88-76

@ Seattle Coliseum; % Rainbow Classic (Honolulu, Hawai'i)

1974

Coach: Marv Harshman • **Record:** 16-10, 7-7

Captains: Ray Price

N.30	Montana State	W	107-76
D.1	Wichita State	L (ot)	79-87
D.7	@ at Seattle University	W	81-74
D.8	Seattle Pacific	W	68-63
D.14	Gonzaga	W	75-53

ALL-TIME RESULTS

D.20	at Bradley	L	76-80
D.22	at #20 Cincinnati	L	80-82
D.26	% vs. West Virginia	W	96-79
D.28	% vs. Oregon	W	83-77
D.29	% vs. Oregon State	W	65-56
J.5	* #1 UCLA	L	48-100
J.7	* #11 USC	L	76-90
J.11	* at Oregon State	L	63-87
J.12	* at Oregon	L	88-90
J.19	Hawai'i	W	80-70
J.26	Seattle University	W	86-64
F.2	* Washington State	W	90-77
F.8	* at Stanford	L	68-88
F.9	* at California	W	82-76
F.16	* California	W	86-78
F.18	* Stanford	W	84-70
F.22	* at #12 USC	L	64-79
F.23	* at #3 UCLA	L	65-99
M.2	* Oregon	W (ot)	84-82
M.4	* Oregon State	W	68-63
M.9	* at Washington State	W	82-71

@ Seattle Coliseum; % Far West Classic (Portland, Ore.)

1975

Coach: Marv Harshman • **Record:** 16-10, 6-8

Captains: Larry Pounds

N.29	+ Newscastle, Australia (exh)		107-75
N.30	Seattle Pacific	W	83-73
D.5	Cal St.-Hayward	W	75-62
D.6	Boise State	W	110-76
D.13	% vs. Temple	W	54-46
D.14	% at #9 Kansas	W	74-64
D.20	++ vs. Manhattan	L	73-81
D.21	++ vs. Virginia Tech	L	77-88
D.27	Grambling	W	117-90
D.28	Bradley	W	88-73
J.2	@ at Seattle University	W	50-45
J.3	Colorado	W	90-61
J.9	* at #2 UCLA	L	82-92
J.11	* at #6 USC	L	87-89
J.16	* Oregon State	L	63-65
J.18	* #8 Oregon	L	66-68
J.25	Seattle University	W	80-72
F.1	* at Washington State	W	103-70
F.6	* California	W	83-57
F.8	* Stanford	W	69-68
F.14	* at Stanford	W	69-68
F.15	* at California	L	71-78
F.20	* #10 USC	W	89-88
F.22	* #2 UCLA	W	103-81
F.28	* at Oregon	L	96-97
M.1	* at #17 Oregon State	L	78-86
M.8	* Washington State	L	73-81

@ Seattle Coliseum; % Jayhawk Classic (Lawrence, Kan.); ++ Michi-gan Invitational (Ann Arbor, Mich.)

1976

Coach: Marv Harshman • **Record:** 23-5, 10-4

Captains: Clarence Ramsey

N.18	+ Australian Nationals (exh)		82-61
N.28	Santa Clara	W	76-50
N.29	Seattle University	W	72-66
D.5	at Wyoming (20)	W	76-69
D.6	at Nebraska (20)	W	75-63
D.12	Montana State (15)	W	113-79
D.18	Seattle Pacific (12)	W	93-72
D.20	San Jose State (12)	W	88-69
D.26	% vs. Florida State (13)	W	69-54
D.29	% vs. Northwestern (13)	W	70-57
D.30	% vs. Texas Tech (13)	W	83-61
J.3	@ at Seattle University (13)	W	106-75
J.9	* at California (8)	W	76-56
J.10	* at Stanford (8)	W	87-81

J.15	* Oregon (6)	W	77-70
J.17	* #17 Oregon St. (6)	(forfeit W)	70-72
J.21	+ at Hawai'i Service Team (8) (exh)		96-75
J.23	at Hawai'i (8)	W	87-77
J.24	at Hawai'i (8)	W	73-68
J.31	* Washington State (6)	W	75-65
F.5	* #9 UCLA (6)	L	87-92
F.7	* USC (6)	W	91-79
F.12	* at USC (9)	W	93-75
F.14	* at #6 UCLA (9)	L	76-78
F.19	* Stanford (11)	W	80-59
F.21	* California (11)	W	95-75
F.26	* at #17 Oregon (8)	W	67-62
F.28	* at Oregon State (8)	L	64-73
M.6	* at Washington State (10)	L	59-61
M.13	& vs. #10 Missouri (11)	L	67-69

@ Seattle Coliseum; % Far West Classic (Portland, Ore.); & NCAA

Playoffs (Lawrence, Kan.)

1977

Coach: Marv Harshman • **Record:** 17-10, 8-6

Captains: James Edwards, Chester Dorsey

N.28	@ at Seattle University	L	64-78
N.29	Nebraska	L (ot)	58-59
D.3	at #14 Wake Forest	L	75-92
D.4	at Duke	L	81-83
D.8	Northern Arizona	W	78-61
D.10	Idaho	W	76-58
D.16	at Portland	W	80-69
D.18	Utah State	W	76-66
D.21	Colorado	W	81-62
D.23	Seattle Pacific	W	63-43
D.28	% vs. Texas-El Paso	W	54-49
D.29	% vs. La Salle	W	114-94
J.6	* California	W	85-75
J.8	* Stanford	W	98-77
J.13	* at #20 Oregon	L (ot)	68-73
J.15	* at Oregon State	W	90-76
J.22	Seattle University	W	55-54
J.29	* at Washington State	W	71-68
F.3	* at #2 UCLA	L	65-75
F.5	* at USC	L	70-83
F.10	* USC	W	72-58
F.12	* #2 UCLA	W	78-73
F.18	* at Stanford	L	69-74
F.19	* at California	L	58-86
F.24	* Oregon State	W	81-69
F.26	* #17 Oregon	L	60-61
M.3	* Washington State	W	66-52

@ Seattle Coliseum; % Cabrillo Classic (San Diego)

1978

Coach: Marv Harshman • **Record:** 14-13, 6-8

Captains: N/A

N.22	+ Australian All-Stars (exh)		88-55
N.28	Arizona State	W	68-62
D.2	Seattle Pacific	W	78-70
D.7	Wyoming	W	69-64
D.10	at Seattle University	W	85-58
D.15	at Colorado	W	81-70
D.17	at Utah State	L	85-91
D.19	at Santa Clara	L	75-82
D.23	Wake Forest	L	70-77
D.27	% vs. Villanova	L	73-78
D.29	% vs. Rice	W	70-57
D.30	% vs. Illinois	W	81-68
J.6	* #7 UCLA	L	60-79
J.7	* USC	L	73-81
J.12	* at California	W	85-77
J.14	* at Stanford	L	68-72
J.18	Seattle University	W	69-60
J.21	at #2 Marquette	L	63-71
J.28	* Washington State	W	68-52

F.2	* Oregon	W	58-52
F.4	* Oregon State	W	64-61
F.9	* at Oregon State	L	60-64
F.11	* at Oregon	L	60-64
F.17	* at USC	W	84-79
F.18	* at #4 UCLA	L	64-104
F.23	* Stanford	L	74-81
F.26	* California	W	83-76
M.4	* at Washington State	L	52-57

% Far West Classic (Portland, Ore.)

1979

Coach: Marv Harshman • **Record:** 11-16, 6-12

Captains: Steve Matzen

N.28	Seattle University	L	78-82
D.2	Loyola-Marymount	W	82-68
D.4	Montana	W	58-44
D.8	* Arizona State	L	65-70
D.9	* Arizona	W	75-66
D.15	at Seattle University	W	91-82
D.18	% vs. Army	W	68-67
D.19	% at Indiana	L	56-73
D.27	& vs. Indiana	L	57-71
D.29	& vs. Wyoming	W	85-74
D.30	& vs. Washington State	L	47-60
J.6	* at Washington State	W	57-56
J.13	* at Stanford	L	69-80
J.15	* at California	L	39-45
J.18	* Oregon	W	82-70
J.20	* Oregon State	L	66-68
J.27	* at #6 UCLA	L	61-86
J.30	* at USC	L	59-69
F.3	* Washington State	L	56-65
F.8	* California	W	71-56
F.10	* Stanford	W	84-63
F.17	* at Oregon State	L	69-75
F.19	* at Oregon	L	71-73
F.22	* #1 UCLA	W	69-68
F.24	* USC	L	59-61
M.1	* at Arizona	L	68-71
M.3	* at Arizona State	L	59-77

% Indiana Classic (Bloomington, Ind.); & Far West Classic (Portland, Ore.)

1980

Coach: Marv Harshman • **Record:** 18-10, 9-9

Captains: Steve Matzen, Lorenzo Romar

N.30	Lewis-Clark State	W	80-60
D.3	Idaho	W	80-71
D.7	Humboldt State	W	87-61
D.8	Gonzaga	W	63-59
D.14	Sacramento State	W	94-57
D.15	at Seattle University	W	89-67
D.20	* at Arizona	L	65-67
D.22	* at Arizona State	L	56-69
D.28	% vs. Bowling Green	W	92-62
D.29	% at Toledo	W (ot)	71-70
J.5	* Washington State	L	68-72
J.10	* Stanford	W	81-59
J.12	* California	W	96-71
J.17	* at Oregon	W	58-46
J.19	* at #4 Oregon State	L	84-89
J.24	* UCLA	L	59-76
J.26	* USC	W	80-72
J.29	Seattle University	W	83-77
F.2	* at Washington State	W	64-63
F.9	* at California	W	68-66
F.11	* at Stanford	L (ot)	78-79
F.14	* #4 Oregon State	L	73-82
F.16	* Oregon	W	70-65
F.21	* at USC	L	68-77
F.23	* at UCLA	W	72-70
F.28	* Arizona	W	76-72

M.1 * #15 Arizona State L 61-75
 M.7 = at Nevada Las-Vegas L 73-93
 % Blade-Glass City Classic (Toledo, Ohio); = National Invitation
 Tourney

1981**Coach:** Marv Harshman • **Record:** 14-13, 8-10**Captains:** Andra Griffin, Bob Fronk

N.28 @ #19 Brigham Young L 70-80
 D.1 Humboldt State W 87-68
 D.4 Lewis-Clark State W 110-80
 D.9 Seattle Pacific W 93-87
 D.13 U.S. International W 72-63
 D.19 % at Providence W 60-51
 D.20 % vs. Utah State L 78-80
 D.26 ++ vs. Texas Tech L (2ot) 85-98
 D.27 ++ vs. Yale W 68-62
 J.3 * at #7 UCLA L 74-96
 J.5 * at USC W (ot) 63-61
 J.8 * Arizona L 77-84
 J.10 * #14 Arizona State L 62-90
 J.16 * at Stanford W 65-57
 J.17 * at California L 65-74
 J.22 * Oregon W 102-91
 J.24 * #1 Oregon State L (ot) 91-97
 J.31 * at Washington State W 81-70
 F.7 * at Arizona L (ot) 66-68
 F.9 * at #5 Arizona State L 76-78
 F.12 * California W 98-75
 F.14 * Stanford W 89-71
 F.21 * at Oregon W 70-68
 F.23 * at #2 Oregon State L 63-89
 F.28 * Washington State W 70-64
 M.5 * USC L 81-90
 M.7 * #13 UCLA L 72-91

@ Seattle Coliseum; % Industrial Classic (Providence, R.I.); ++ Pillsbury
 Classic (Minneapolis, Minn.)

1982**Coach:** Marv Harshman • **Record:** 19-10, 11-7**Captains:** Dan Caldwell, Kelly Lyles

N.30 Wisconsin-Stout W 76-56
 D.1 Idaho L 61-86
 D.5 Seattle Pacific W 82-58
 D.10 at Montana W 70-58
 D.12 at Gonzaga L 69-73

D.17 at UC-Santa Barbara W 71-62
 D.19 Montana State W 94-70
 D.21 Phillips University W 73-46
 D.29 Pacific W 87-71
 J.2 * USC W (ot) 73-72
 J.4 * #16 UCLA W 56-50
 J.8 * at Arizona W (ot) 60-57
 J.9 * at Arizona State W 47-46
 J.14 * Stanford W 75-70
 J.16 * California W 74-62
 J.23 * at #12 Oregon State L 43-63
 J.25 * at Oregon W 76-70
 J.30 * Washington State W 75-60
 F.4 * Arizona State W 59-55
 F.6 * Arizona W 86-62
 F.12 * at California (19) L 50-54
 F.13 * at Stanford (19) W 53-52
 F.18 * #5 Oregon State L 44-55
 F.20 * Oregon L 78-82
 F.27 * at Washington State L 42-62
 M.5 * at #19 UCLA L 67-68
 M.6 * at USC L 70-76
 M.10 = at Brigham Young W 66-63
 M.15 = Texas A&M L 65-69

= National Invitation Tourney

1983**Coach:** Marv Harshman • **Record:** 16-15, 7-11**Captain:** Brad Watson

N.26 % at Alaska-Anchorage W 62-50
 N.27 % vs. #7 Louisville L 47-58
 N.28 % vs. Clemson W 76-66
 D.1 at Idaho L 46-51
 D.4 Gonzaga W 49-48
 D.7 at Montana State L 50-63
 D.9 at Pacific W 70-53
 D.11 at St. Mary's W 75-67
 D.15 Western Washington W 76-59
 D.18 Midwestern State W 96-81
 D.21 UC-Santa Barbara W 75-55
 D.23 #6 Missouri W 55-48
 J.3 Montana L 65-72
 J.8 * at Washington State L (2ot) 70-72
 J.13 * Arizona W 74-61
 J.15 * Arizona State L 68-72
 J.22 * at Oregon State L 51-72

J.24 * at Oregon L 47-52
 J.27 * Stanford W 84-65
 J.29 * California W 58-57
 F.3 * at USC L 60-73
 F.5 * at #7 UCLA L 65-84
 F.10 * at Arizona State L 54-70
 F.12 * at Arizona W 80-72
 F.17 * Oregon State L 50-60
 F.19 * Oregon W 79-66
 F.24 * at California L 64-96
 F.26 * at Stanford L 63-77
 M.3 * USC W 82-73
 M.5 * #6 UCLA L 66-90
 M.12 * Washington State W 78-76

% Great Alaska Shootout (Anchorage, Alaska)

1984**Coach:** Marv Harshman • **Record:** 24-7, 15-3**Captain:** Alvin Vaughn

N.23 + Athletes in Action (exh) 71-74
 N.26 Texas Tech W 54-45
 D.1 at #12 LSU L 48-51
 D.3 at New Mexico L 53-54
 D.7 at Missouri W 54-49
 D.17 at Idaho W (3ot) 83-69
 D.19 St. Mary's W 69-51
 D.22 Idaho W 68-66
 D.29 % vs. Virginia L 61-65
 D.30 % vs. E. Tennessee State W 62-54
 J.2 * at California W 67-50
 J.6 * Washington State W 58-48
 J.9 @ Notre Dame W (2ot) 63-61
 J.12 * at Arizona W 55-53
 J.14 * at Arizona State W 57-53
 J.19 * Oregon W 60-53
 J.21 * #11 Oregon State W 72-58
 J.26 * at Stanford L 74-78
 F.2 * USC W 79-47
 F.4 * #20 UCLA W (3ot) 89-81
 F.9 * Arizona State (17) W 70-61
 F.11 * Arizona (17) W 56-51
 F.16 * at Oregon State (15) L 52-64
 F.18 * at Oregon (15) W 79-58
 F.23 * California (18) W 54-51
 F.25 * Stanford (18) W 68-63
 M.1 * at UCLA (13) L 59-73
 M.4 * at USC (13) W 71-66
 M.8 * at Washington State (13) W 67-51
 M.16 & vs. Nevada-Reno (15) W 64-54
 M.18 & vs. #14 Duke (15) W 80-78
 M.23 && vs. Dayton (15) L 58-64

% Cabrillo Classic (San Diego, Calif.); @ The Kingdome (Seattle); &
 NCAA Sub-Regional (Pullman, Wash.); && NCAA West Regional (Los
 Angeles, Calif.)


1985**Coach:** Marv Harshman • **Record:** 22-10, 13-5**Captain:** Detlef Schrempf

N.23 + Meiji University, Japan (exh) 109-48
 N.30 % vs. Ball State (8) W 66-55
 D.1 % at Fresno State (8) W 53-45
 D.3 at Texas Tech (8) W (2ot) 59-57
 D.6 St. Mary's (9) W 68-48
 D.20 Boise State (7) W 79-53
 D.22 at Brigham Young (7) L 75-84
 D.26 ++ vs. Iowa State (11) W 72-59
 D.27 ++ vs. #10 Georgia Tech (11) L 58-65
 D.28 ++ at Hawai'i (11) W 81-63
 D.31 Lamar (11) W 64-59
 J.3 * Stanford (15) W 78-69
 J.5 * Oregon State (15) L 45-52
 J.10 *@ USC W 66-50
 J.12 at #2 Duke L 59-71

**1984 Pac-10 Champions • NCAA Tournament** (Sweet 16)

Front row (left to right): Gary Gardner, David Koehler, Alvin Baughn, Pete Shimer, Clay Damon. **Back row:** Head Coach Marv Harshman, Manager Tom Long, Shag Williams, Kevin Vidato, Tim Kuyper, Paul Fortier, Flossi Sigurdsson, Chris Welp, Detlef Schrempf, Reggie Rogers, Eric Schwabe, Paul Dammkoehler, Asst. Coach Robert Johnson, Asst. Coach Mike Frink.

ALL-TIME RESULTS



1985 Pac-10 Champions • NCAA Tournament

Front row (left to right): David Watson, Troy Morrell, Shag Williams, Clay Damon, Paul Dammkoehler, Gary Gardner. **Back row:** Head Coach Marv Harshman, Manager Tom Long, J.D. Taylor, Steve Evenson, Dettlef Schrempf, Chris Welp, Flossi Sigurdsson, Paul Fortier, Eric Schwabe, Kevin Vidato, Eric Nelson, Asst. Coach Robert Johnson, Asst. Coach Mike Frink.

J.17	* California	W	72-54
J.19	* Oregon	W	88-62
J.21	* at UCLA	L	51-63
J.26	* at Washington State	W	73-56
J.28	Nevada-Reno	W	74-62
J.31	* at Arizona	L	56-69
F.2	* at Arizona State	W	72-65
F.7	* USC	L	50-61
F.9	* UCLA	W	67-61
F.11	* Arizona State	W	81-63
F.14	* at Oregon	L	66-70
F.16	* at #18 Oregon State	W	60-45
F.23	* Washington State	W	68-55
F.28	* #19 Arizona	W	60-58
M.3	at Notre Dame	L	50-57
M.7	* at California	W	41-38
M.9	* at Stanford	W	67-47
M.14	& vs. Kentucky	L	58-66

@ Played at CS Dominguez Hills (Los Angeles); % Sun-Met Classic (Fresno, Calif.); ++ Rainbow Classic (Honolulu, Hawai'i); & NCAA Playoffs (Salt Lake City, Utah)

1986

Coach: Andy Russo • **Record:** 19-12, 13-5

Captains: Shag Williams, Paul Fortier

N.14	+ Australian National Team (exh)		73-69
N.22	% vs. Texas-El Paso	W	82-53
N.24	% vs. #5 Kansas	L	64-69
N.27	#12 Louisiana State	L	61-70
D.3	at St. Mary's	W	75-54
D.5	at Nevada-Reno	W	70-66
D.7	Tulsa	W	(ot) 72-68
D.9	at Boise State	W	74-55
D.19	Brigham Young	W	74-68
D.23	at Montana	L	65-78
D.27	++ vs. Jacksonville	L	65-67
D.28	++ vs. McNeese State	L	(ot) 92-96
D.30	at Lamar	L	61-79
J.2	* at California	L	60-62
J.4	* at Stanford	W	70-69
J.9	* UCLA	W	90-65
J.11	* USC	W	91-75
J.16	* at Oregon	W	61-56
J.18	* at Oregon State	W	73-72
J.25	* Washington State	W	72-63
J.30	* Arizona State	W	72-58
F.1	* Arizona	L	57-70
F.6	* at UCLA	L	(ot) 89-94

F.8	* at USC	W	70-64
F.14	* Oregon State	W	65-55
F.16	* Oregon	W	73-67
F.22	* at Washington State	W	79-70
F.27	* at Arizona	L	56-77
M.1	* at Arizona State	W	64-62
M.6	* Stanford	W	96-87
M.8	* California	L	(ot) 72-78
M.13	& vs. #18 Michigan State	L	70-72

% Preseason NIT (Denver, Colo.); ++ First Bank Tulsa Classic (Tulsa, Okla.); & NCAA Playoffs (Dayton, Ohio)

1987

Coach: Andy Russo • **Record:** 20-15, 10-8

Captains: Phil Zevenbergen, Kevin Vidato

N.11	+ Eikeli, Norway (exh)		(ot) 76-73
N.28	% vs. Utah State	L	72-81
N.29	% vs. Louisville	W	69-54
N.30	% at Alaska-Anchorage	L	75-77
D.2	Southeastern Louis.	W	75-61
D.4	at #6 Kansas	L	68-82
D.7	Grambling State	W	97-63
D.9	Portland	W	74-47
D.19	at Cal State-Fullerton	L	55-75
D.21	* #17 UCLA	W	90-80
D.23	* USC	W	95-82
D.27	& vs. Louisiana Tech.	L	87-88
D.28	& vs. Idaho	W	72-53
D.29	& vs. SW Louisiana	W	84-74
J.8	* at Stanford	L	77-82
J.10	* at California	W	70-61
J.15	* Arizona State	W	81-72
J.17	* Arizona	L	72-73
J.22	* at Oregon	L	67-77
J.24	* at Oregon State	L	50-71
J.29	* at UCLA	W	95-87
J.31	* at USC	W	51-45
F.5	* Washington State	W	79-65
F.8	* at Washington State	L	80-96
F.12	* California	L	68-70
F.14	* Stanford	W	70-65
F.19	* at Arizona State	L	70-71
F.21	* at Arizona	L	70-81
F.26	* Oregon	W	(ot) 81-74
M.1	* Oregon State	W	63-61
M.6	\$ vs. Stanford	W	86-71
M.7	\$ vs. Oregon	W	70-56
M.8	\$ at #18 UCLA	L	64-76

M.11	= at Montana State	W	(ot) 98-90
M.16	= Boise State	W	73-68
M.21	= at Nebraska	L	76-81

+ Exhibition game (Tacoma, Wash.); % Great Alaska Shootout (Anchorage, Alaska); & Far West Classic (Portland, Ore.); \$ Pac-10 Tournament (Los Angeles, Calif.); = National Invitation Tourney

1988

Coach: Andy Russo • **Record:** 10-19, 5-13

Captain: Eldridge Recasner

N.16	+ Sydney/Illawarra, Australia (exh)		85-88
N.27	at Colorado	L	61-75
N.29	at #20 Memphis State	L	57-86
D.2	at Portland	W	73-63
D.5	New Mexico	W	77-64
D.7	Fresno State	W	67-61
D.18	DePaul	L	73-89
D.20	* Arizona	L	71-110
D.22	* Arizona State	L	78-87
D.28	% vs. NE Louisiana	L	64-77
D.29	% vs. Fairfield	W	70-60
J.4	#17 Kansas	L	57-67
J.9	* Washington State	L	63-70
J.14	* at Stanford	L	70-86
J.16	* at California	L	75-77
J.21	* Oregon State	W	63-59
J.24	* Oregon	W	75-63
J.30	* at UCLA	L	71-78
F.1	* at USC	L	65-67
F.6	* at Washington State	L	52-61
F.11	* California		(ot) 82-84
F.13	* Stanford	W	(2ot) 84-82
F.18	* at Oregon	L	64-69
F.20	* at Oregon State	L	57-69
F.25	* UCLA	L	87-97
F.28	* USC	W	71-47
M.3	* at Arizona State	W	77-73
M.5	* at #3 Arizona	L	71-89
M.10	\$ vs. Arizona State	W	96-82
M.11	\$ vs. Oregon State	L	61-80

% Utah Classic (Salt Lake City, Utah); \$ Pac-10 Tournament (Tucson, Ariz.)

1989

Coach: Andy Russo • **Record:** 12-16, 8-10

Captains: Eldridge Recasner

N.23	+ Soviet National Team (exh)		92-102
N.27	Colorado	W	97-87
N.30	Nevada-Reno	L	90-92
D.4	at Fresno State	L	80-89
D.6	DePaul	W	79-75
D.17	Memphis State	W	89-88
D.20	* at #9 Arizona	L	61-116
D.22	* at Arizona State	L	90-120
D.28	% vs. Wichita State	L	72-92
D.30	% vs. Pennsylvania	L	69-70
J.3	#1 Duke	L	61-87
J.7	* at Washington State	W	69-63
J.12	* Stanford	L	69-71
J.15	* California	W	82-80
J.19	* at Oregon State	L	70-71
J.21	* at Oregon	W	71-70
J.26	* USC	W	84-75
J.28	* UCLA	L	74-93
J.30	Pacific	W	89-70
F.2	* Washington State	W	76-70
F.5	* #4 Arizona	L	68-85
F.9	* at California	L	70-84
F.12	* at Stanford	L	(ot) 74-82
F.16	* Oregon	W	78-69
F.18	* Oregon State	L	66-106
F.23	* at UCLA	L	78-101
F.25	* at USC	W	74-68



1986 NCAA Tournament

Front row (left to right): David Wilson, Eldridge Recasner, Clay Damon, Troy Morrell, Greg Hill, Al Moscatel.

Back row: Asst. Coach Ken Smith, Head Coach Andy Russo, Shag Williams, J.D. Taylor, Phil Zevenbergen, Chris Welp, Paul Fortier, Steve Evenson, Kevin Vidato, Eric Nelson, Asst. Coach Jeff Price, Asst. Coach Joe Cravens, Manager Tom Long.

M.2	* Arizona State	W	83-72
M.9	\$ vs. UCLA	L	54-64

%West Palm Beach Classic (Palm Beach, Fla.); \$ Pac-10 Tournament (Los Angeles, Calif.)

1990

Coach: Lynn Nance • **Record:** 11-17, 5-13

Captains: Eldridge Recasner

N.8	+ Canberra, Australia (exh)		97-61
N.25	Pacific U. (Ore.)	W	82-59
N.30	* #15 UCLA	L	56-58
D.2	* USC	W	65-60
D.5	Utah	L	62-71
D.9	Hawai'i-Pacific	W	80-50
D.13	Eastern Washington	W	74-58
D.20	at Minnesota	L	60-77
D.23	at #12 Duke	L	64-74
D.27	Towson State	W	73-68
D.28	Miami, Ohio	W	80-64
J.4	* at #19 Arizona	L	51-65
J.6	* at Arizona State	L	48-63
J.11	* Stanford	W	71-59
J.13	* California	L	58-63
J.15	Miami, Fla.	W	83-67
J.18	* at Oregon	L	54-65
J.20	* at #18 Oregon State	L	63-70
J.27	* Washington State	W	(ot) 80-79
F.1	* Arizona St.	L	56-58
F.3	* #24 Arizona	L	60-75
F.8	* at California	L	64-86
F.11	* at Stanford	L	48-59
F.15	* #16 Oregon State	W	66-57
F.17	* Oregon	L	53-58
F.24	* at Washington State	W	59-56
M.1	* at USC	L	65-73
M.4	* at UCLA	L	61-74
M.8	\$ at Arizona State	L	51-57

\$ Pac-10 Tournament (Tempe, Ariz.)

1991

Coach: Lynn Nance • **Record:** 14-14, 5-13

Captains: Dion Brown

N.19	+ Brandt-Hagen, Germany (exh)		93-79
N.24	Portland	W	115-80
N.27	Montana	W	78-62
D.3	BYU-Hawai'i	W	67-52
D.5	Chaminade	W	84-60
D.8	Idaho State	W	98-77

D.11	at Nevada	W	61-60
D.22	Minnesota	W	72-61
D.28	% vs. SW Missouri State	L	61-68
D.29	% vs. Texas Tech	W	59-57
J.3	* #4 Arizona	W	70-56
J.5	* Arizona State	L	60-68
J.10	* at Stanford	L	55-87
J.13	* at California	L	68-70
J.17	* Oregon	W	(ot) 88-86
J.19	* Oregon State	L	60-70
J.22	Nevada	W	(ot) 61-60
J.26	* at Washington State	W	50-48
J.31	* at Arizona State	L	41-53
F.2	* at #6 Arizona	L	56-85
F.7	* California	L	46-67
F.10	* Stanford	L	59-60
F.14	* at Oregon State	L	63-80
F.16	* at Oregon	L	64-67
F.23	* Washington State	L	76-80
F.28	* USC	W	82-65
M.3	* #16 UCLA	W	86-68
M.7	* at USC	L	51-75
M.10	* at #17 UCLA	L	60-73

% Sun Carnival Classic (El Paso, Texas)

1992

Coach: Lynn Nance • **Record:** 12-17, 5-13

Captains: Rich Manning, Andy Woods

N.6	+ Icelandic National Team (exh)		90-66
N.20	% at Texas	L	83-104
D.3	Chico State	W	94-47
D.6	++ vs. South Carolina State	W	61-47
D.7	++ at Illinois	L	55-76
D.10	Alaska-Fairbanks	W	89-58
D.20	at Montana	L	55-60
D.23	Jacksonville	W	63-53
D.30	UC-San Diego	W	77-53
J.3	Texas-El Paso	L	50-55
J.7	Hawai'i-Pacific	W	81-72
J.11	* Washington State	W	(ot) 78-73
J.16	* #7 Arizona	W	62-60
J.19	* Arizona State	L	62-68
J.23	* at Oregon State	L	58-82
J.25	* at Oregon	W	72-71
J.30	* California	L	58-76
F.2	* Stanford	L	58-64
F.6	* at #4 UCLA	L	61-74
F.8	* at #16 USC	L	56-59

F.10	Cal State Northridge	W	61-57
F.13	* at Arizona State	L	47-55
F.15	* at #7 Arizona	L	51-85
F.20	* Oregon	W	71-55
F.23	* Oregon State	L	67-77
F.27	* at Stanford	L	66-78
F.29	* at California	W	76-74
M.5	* #8 USC	L	63-75
M.8	* #9 UCLA	L	79-80
M.14	* at Washington State	L	57-75

++ Illini Classic (Champaign, Ill.); % Preseason NIT Tournament (Austin, Texas)

1993

Coach: Lynn Nance • **Record:** 13-14, 7-11

Captains: Rich Manning

N.19	+ Canberra, Australia (exh)		93-47
D.1	Chico State	W	130-67
D.4	% Boise State	W	73-63
D.5	% Rice	L	60-68
D.8	Fresno State	L	75-77
D.19	at Jacksonville	W	78-65
D.21	at Texas-El Paso	L	68-73
D.23	BYU-Hawai'i	W	76-48
D.28	Dartmouth	W	72-64
J.4	Idaho State	W	81-69
J.9	* at Washington State	W	59-56
J.14	* at #12 Arizona	L	76-93
J.16	* at Arizona State	L	85-94
J.21	* Oregon State	L	70-73
J.23	* Oregon	W	70-53
J.28	* at California	L	65-79
J.30	* at Stanford	W	68-67
F.4	* UCLA	W	81-67
F.6	* USC	W	46-41
F.11	* Arizona State	L	74-79
F.13	* #5 Arizona	L	72-81
F.18	* at Oregon	L	70-85
F.20	* at Oregon State	W	61-51
F.25	* Stanford	W	56-51
F.27	* California	L	75-76
M.4	* at USC	L	55-56
M.6	* at UCLA	L	64-93
M.13	* Washington State	L	59-72

%US WEST Tournament (Seattle, Wash.)

1994

Coach: Bob Bender • **Record:** 5-22, 3-15

Captains: Amir Rashaad, Jason Tyrus

N.18	+ Son's Blue Angels (exh)		91-88
N.26	+ Ilawarra, Australia (exh)		80-50
N.29	Montana	L	(ot) 73-80
D.3	at #23 Cincinnati	L	72-88
D.7	at Fresno State	L	65-67
D.18	Idaho	L	55-71
D.21	at Portland	L	64-70
D.23	at Idaho State	W	61-60
D.28	% Pennsylvania	L	68-71
D.29	% Pacific	W	57-45
J.2	at Missouri	L	71-85
J.6	* at Stanford	L	65-67
J.8	* at #24 California	L	64-79
J.13	* USC	L	46-53
J.15	* #5 UCLA	L	62-82
J.20	* at Oregon State	L	71-75
J.22	* at Oregon	L	60-61
J.29	* Washington State	L	46-67
F.3	* Arizona State	L	53-59
F.5	* #12 Arizona	W	74-69
F.10	* at #9 UCLA	L	76-79
F.12	* at USC	W	50-49
F.17	* Oregon	L	71-86
F.19	* Oregon State	W	(ot) 62-49

ALL-TIME RESULTS



1998 NCAA Tournament (Sweet 16)

Front row (left to right): Manager Alen Rosen, Trainer Craig Moriawaki, Asst. Coach Byron Boudreaux, Head Coach Bob Bender, Asst. Coach Eric Hughes, Asst. Coach Jason Hamilton, Manager David Schwartz. **Back row:** Dan Dickau, Andrew Moritz, Michael Johnson, Deon Luton, Chris Walcott, Todd MacCulloch, Patrick Femerling, Greg Clark, Thalo Green, Donald Watts, Chris Thompson, Jan Wooten

F.26	* at Washington State	L	51-75
M.3	* at #8 Arizona	L	62-95
M.5	* at Arizona State	L	55-73
M.10	* #16 California	L	56-62
M.12	* Stanford	L	61-76

% US WEST Tournament (Seattle, Wash.)

1995

Coach: Bob Bender • **Record:** 10-17, 6-12

Captains: Scott Didrickson

N.16	+ New Zealand Nationals (exh)		68-60
N.20	+ High Five America (exh)		59-83
N.25	Eastern Washington	W	64-48
N.28	at Montana	L	56-67
D.17	at Kansas State	L	(ot) 62-63
D.20	at Loyola-Marymount	L	61-80
D.22	@ Old Dominion	W	71-61
D.29	% Idaho	W	64-44
D.30	% Michigan	W	65-61
J.2	Missouri	L	61-71
J.5	* #23 Stanford	L	51-65
J.7	* #17 California	(forfeit W)	76-84
J.12	* at #6 UCLA	L	57-75
J.14	* at USC	L	65-79
J.19	* Oregon State	W	75-57
J.21	* #17 Oregon	L	83-92
J.28	* at Washington State	L	73-74
F.2	* at #16 Arizona State	L	(ot) 73-78
F.4	* at #12 Arizona	L	65-91
F.9	* #6 UCLA	L	66-74
F.11	* USC	W	83-73
F.16	* at #19 Oregon	L	63-88
F.18	* at Oregon State	W	65-63
F.22	at Colorado	L	64-67
F.25	* Washington State	W	78-72
M.2	* #15 Arizona State	L	71-72
M.4	* #12 Arizona	L	54-63
M.9	* at California	W	(ot) 74-73
M.11	* at Stanford	L	65-74

@ The Kingdome (Seattle, Wash.); % US WEST Tournament (Seattle, Wash.)

1996

Coach: Bob Bender • **Record:** 16-12, 9-9

Captains: Mike Amos, Jamie Booker, Bryant Boston,

N.16	+ Brewster Packing (exh)		73-79
N.20	+ Townsville, Australia (exh)		67-57
N.28	at Eastern Washington	W	74-55
D.4	Jackson State	W	92-76
D.6	at Idaho	L	61-64
D.9	Kansas State	W	74-60
D.16	at #18 Michigan	L	59-60
D.22	Portland	W	71-59
D.29	% Lehigh	W	82-66
D.30	% Gonzaga	W	62-58
J.2	Colorado	W	76-68
J.4	* USC	W	94-72
J.6	* UCLA	L	70-78
J.11	* at Oregon State	L	55-63
J.13	* at Oregon	W	72-69
J.21	* Washington State	W	85-71
J.25	* Stanford	W	74-71
J.27	* #25 California	W	71-69
F.1	* at #14 Arizona	W	(ot) 80-79
F.3	* at Arizona State	L	79-88
F.8	* Oregon	L	52-55
F.10	* Oregon State	W	50-40
F.17	* at Washington State	L	66-76
F.22	* at California	L	56-67
F.24	* at Stanford	L	56-71
F.29	* Arizona State	W	75-64
M.3	* #11 Arizona	L	67-65
M.7	* at UCLA	L	(ot) 88-91
M.9	* at USC	W	71-68
M.13	= at Michigan State	L	50-64

= National Invitation Tournament; % US WEST Tournament (Seattle, Wash.)

1997

Coach: Bob Bender • **Record:** 17-11, 10-8

Captains: Jamie Booker

N.14	+ Brewster Packing (exh)		94-78
N.20	+ Silute, Lithuania (exh)		87-70
N.26	Brigham Young	W	95-44
N.30	Portland State	W	83-70
D.3	Idaho	W	68-52
D.5	at Old Dominion	L	57-67
D.7	at James Madison	W	73-68
D.21	at Portland	W	80-77

D.23	Loyola Marymount	W	85-60
D.29	Eastern Washington	W	81-54
J.2	* at USC	L	58-77
J.4	* at UCLA	L	70-79
J.9	* Oregon State	W	77-72
J.11	* #17 Oregon	W	78-77
J.18	* at Washington State	W	74-72
J.23	* at #17 Stanford	L	67-78
J.25	* at California	L	52-80
J.30	* Arizona State	W	72-61
F.2	* #10 Arizona	W	92-88
F.6	* at Oregon	L	59-69
F.8	* at Oregon State	W	87-78
F.10	#8 Cincinnati	L	69-82
F.15	* Washington State	W	91-70
F.20	* #25 California	L	67-78
F.22	* #20 Stanford	W	75-61
F.27	* at Arizona State	W	72-69
M.2	* at #15 Arizona	L	82-103
M.6	* #9 UCLA	L	85-87
M.8	* USC	W	94-84
M.12	= at Nebraska	L	63-67

= National Invitation Tournament

1998

Coach: Bob Bender • **Record:** 20-10, 11-7

Captain: Chris Thompson

N.11	+ Brewster Packing (exh)		88-87
N.18	+ Russian Nationals (exh)		107-60
N.23	Saint Mary's	W	(ot) 68-65
N.25	Boise State	W	78-68
N.29	James Madison	W	70-61
D.3	at Portland	W	70-68
D.6	at Oklahoma State	L	66-81
D.9	at Brigham Young	W	83-68
D.20	Old Dominion	W	86-68
D.22	at South Alabama	L	52-69
D.30	Gonzaga	W	88-82
J.5	* Washington State	W	82-76
J.8	* Arizona State	W	92-70
J.10	* #5 Arizona	L	91-110
J.15	* at Oregon	W	81-71
J.17	* at Oregon State	W	70-55
J.22	* California	W	(ot) 86-84
J.24	* #5 Stanford	L	72-74
J.29	* at USC	W	101-86
J.31	* at #8 UCLA	L	94-105
F.5	* at #4 Arizona	L	81-112
F.7	* at Arizona State	L	85-94
F.12	* Oregon State	W	84-74
F.14	* Oregon	W	62-61
F.19	* at #10 Stanford	L	70-93
F.21	* at California	L	67-84
F.26	* USC	W	91-66
M.1	* #18 UCLA	W	95-94
M.7	* at Washington State	W	70-51
M.12	& vs. #23 Xavier	W	69-68
M.14	& vs. Richmond	W	81-66
M.19	&& vs. #6 Connecticut	L	74-75

& NCAA Sub-Regional (Washington, D.C.); && NCAA East Regional (Greensboro, N.C.)

1999

Coach: Bob Bender • **Record:** 17-12, 10-8

Captains: Todd MacCulloch

N.10	+ Brewster Packing (exh)		79-72
N.14	+ Frankston Bayside, Australia (exh)		85-63
N.16	UNC Wilmington (14)	W	70-63
N.27	% at Hawai'i-Hilo (16)	W	81-47
N.28	% vs. Saint Louis (16)	W	69-60
N.29	% vs. Georgia Tech (16)	W	76-60
D.1	@ vs. #1 Connecticut (15)	L	48-69
D.5	at Boise State (15)	L	61-69

D.8	at Gonzaga (22)	L	71-82
D.19	New Mexico State	W	73-53
D.24	#11 New Mexico	W	70-61
D.30	Portland	W	81-72
J.3	* at Washington State	L	71-72
J.7	* at Arizona State	L	72-96
J.9	* at #8 Arizona	L	86-88
J.14	* Oregon State	W	70-50
J.16	* Oregon	W (ot)	86-76
J.21	* at California	W	87-73
J.23	* at #3 Stanford	L	60-67
J.28	* USC	W	85-83
J.31	* #11 UCLA	W	93-83
F.4	* #10 Arizona	W	90-84
F.6	* Arizona State	W	93-85
F.11	* at Oregon State	W	82-69
F.13	* at Oregon	L	81-94
F.18	* #7 Stanford	L	57-89
F.20	* California	W	86-61
F.25	* at USC	L	57-70
F.27	* at #15 UCLA	L	62-79
M.6	* Washington State	W	76-59
M.12	& vs. Miami (Ohio)	L	58-59

%Big Island Invitational (Hilo, Hawaii); @ Great Eight (Chicago); & NCAA (New Orleans, La.)

2000

Coach: Bob Bender • **Record:** 10-20, 5-13

Captains: Thaslo Green, Michael Johnson, Deon Luton, Chris Walcott

N.11	+ California All-Stars (exh)		87-94
N.14	+ Mount Gambier, Australia (exh)		96-82
N.22	at Saint Mary's	W	73-60
N.24	% at Alaska-Anchorage	W	86-70
N.26	% vs. Georgia Tech	L	65-82
N.27	% vs. Xavier	L	65-81
D.2	at UNC Wilmington	L	59-68
D.4	at Old Dominion	W	78-70
D.13	#22 Gonzaga	L	66-76
D.17	Wichita State	W	61-47
D.21	#13 Oklahoma State	L	72-84
D.23	Boise State	W	72-57
D.30	at New Mexico State	L (ot)	75-79
J.2	at New Mexico	L	52-78
J.6	* #24 UCLA	W	63-62
J.8	* USC	L (ot)	79-81
J.13	* at Arizona State	L	80-90
J.15	* at #2 Arizona	L	62-69
J.20	* Oregon	L (ot)	72-74
J.23	* Oregon State	L	57-74
J.27	* at #2 Stanford	L	62-92
J.29	* at California	W	54-52
F.5	* at Washington State	W (ot)	74-68
F.10	* #7 Arizona	L	56-65
F.12	* Arizona State	L	67-81
F.17	* at Oregon State	L	47-71
F.19	* at Oregon	W	67-58
F.24	* California	L	64-75
F.26	* #1 Stanford	L	52-77
M.4	* Washington State	W	64-60
M.9	* at USC	L	71-90
M.11	* at UCLA	L	64-90

% Great Alaska Shootout (Anchorage, Alaska)

2001

Coach: Bob Bender • **Record:** 10-20, 4-14

Captains: Bryan Brown, Greg Clark, Thalo Green, Michael Johnson

N.10	+ at Seattle Pacific (exh)	(ot)	83-81
N.14	+ Brewster Packing (exh)		84-80
N.21	Texas El-Paso	L	61-73
N.25	New Mexico State	W	81-77
N.28	Portland State	W	94-63
N.30	at Wichita State	W	69-66
D.2	at Gonzaga	L	74-86



1999 NCAA Tournament

Front row (left to right): Manager Joe Simpson, Trainer Craig Moriwaki, Asst. Coach Jason Hamilton, Asst. Coach Eric Hughes, Head Coach Bob Bender, Asst. Coach Byron Boudreaux, Student Coach Chris Thompson, Manager Alan Rosen, Manager David Schwartz. **Back row:** Andrew Moritz, Bryan Brown, Michael Johnson, Deon Luton, Grant Leep, Marlon Shelton, Brian Kovacevich, Todd MacCulloch, Chris Walcott, Greg Clark, Thalo Green, Donald Watts, Michael Westphal, Senque Carey, Dan Dickau

D.5	Saint Louis	L	61-69
D.16	at Florida International	W	63-61
D.20	% at American U.-Puerto Rico	W	67-47
D.21	% vs. #17 Alabama	L	60-69
D.22	% vs. Clemson	W	77-76
D.28	UC-Irvine	L	55-56
D.30	San Diego	L	54-72
J.4	* at UCLA	L	64-86
J.6	* at #20 USC	L	61-87
J.11	* Arizona State	W (ot)	70-68
J.13	* #21 Arizona	L	64-89
J.18	* at Oregon	W (ot)	72-71
J.20	* at Oregon State	L	56-63
J.25	* #1 Stanford	L	63-94
J.27	* California	L	64-79
F.3	* Washington State	W	78-72
F.8	* at #11 Arizona	L	62-82
F.10	* at Arizona State	L	57-89
F.15	* Oregon State	L	69-83
F.17	* Oregon	L	73-85
F.22	* at California	L	66-82
F.24	* at #1 Stanford	L	79-99
M.3	* at Washington State	L	61-79
M.8	* USC	L	56-85
M.10	* #13 UCLA	W	96-94

% Puerto Rico Holiday Classic (San Juan, P.R.)

2002

Coach: Bob Bender • **Record:** 11-18, 5-13

Captain: Grant Leep

N.2	+ Brisbane, Australia (exh)		87-43
N.8	+ Western Washington (exh)		81-76
N.15	% at Alaska Fairbanks	W	82-70
N.17	% vs. Bowling Green	W	81-74
N.18	% vs. Butler	L	64-67
N.24	Santa Clara	W	69-49
N.28	UNLV	W	77-64
D.1	at San Diego	W	98-94
D.6	at Texas-El Paso	L	62-74
D.8	at New Mexico State	W	75-74
D.11	#25 Gonzaga	L	47-67
D.20	* #19 UCLA	L	79-85
D.27	* USC	L	64-87
D.29	at Saint Louis	L	70-71
J.4	* at #14 UCLA	L	62-74
J.6	* at USC	L	74-94
J.10	* Arizona State	W	81-68
J.12	* #20 Arizona	L	69-74
J.17	* at California	L	50-62
J.19	* at #19 Stanford	L	60-105

J.24	* #19 Oregon	W	97-92
J.26	* Oregon State	L	53-68
J.31	* at Washington State	L	79-81
F.7	* at #11 Arizona	L	82-91
F.9	* at Arizona State	L	74-86
F.14	* #12 Stanford	L	65-91
F.16	* California	W	75-60
F.21	* at Oregon State	W	68-63
F.23	* at #15 Oregon	L	84-90
F.27	* Washington State	W	82-75
M.7	\$ vs. #9 Oregon	L	64-86

% Top of the World Classic (Fairbanks, Alaska); \$ Pac-10 Tournament (Los Angeles, Calif.)

2003

Coach: Lorenzo Romar • **Record:** 10-17, 5-13

Captain: Marlon Shelton

N.12	+ Central Washington (exh)		68-60
N.18	+ Athletes in Action (exh)		59-76
N.24	Montana State	L	53-56
N.30	at UNLV	L	61-82
D.2	at Gonzaga	L (ot)	89-95
D.5	Wyoming	W	79-70
D.7	at Santa Clara	W	72-55
D.14	Eastern Washington	L	58-62
D.21	Florida International	W	83-48
D.23	Houston	W	85-61
D.28	Cal State Northridge	W	89-80
J.2	* UCLA	L	67-77
J.4	* USC	W	76-72
J.9	* at Arizona State	L	57-89
J.11	* at #2 Arizona	L	61-79
J.16	* California	L	66-73
J.18	* Stanford	W	73-68
J.23	* at #23 Oregon	L	66-91
J.25	* at Oregon State	L	62-82
J.31	* Washington State	W	81-67
F.6	* #2 Arizona	L (ot)	85-88
F.8	* Arizona State	L (ot)	77-79
F.13	* at #24 Stanford	L	69-78
F.15	* at #22 California	L	53-58
F.20	* Oregon State	L	72-80
F.22	* Oregon	W	78-66
M.1	* at Washington State	L	76-98
M.6	* at USC	W	95-89
M.8	* at UCLA	L	72-83

2004

Coach: Lorenzo Romar • **Record:** 19-12, 12-6

Captains: Curtis Allen, Will Conroy

ALL-TIME RESULTS

N.8	+	EA Sports (exh)		89-78
N.12	+	Athletes in Action (exh)		76-85
N.21		Portland State	W	73-65
N.24		UC Riverside	W	91-78
N.29		Eastern Washington	W	104-91
D.3		#17 Gonzaga	L	62-86
D.6		at Wyoming	L	76-92
D.20		at Houston	L	64-79
D.27		at San Diego State	W	92-81
D.30		Columbia	W	88-51
J.2	*	at California	L	62-76
J.4	*	at #5 Stanford	L	72-85
J.8	*	USC	L	80-88
J.10	*	UCLA	L (ot)	84-86
J.15	*	at Oregon	L	74-84
J.17	*	at Oregon State	W (ot)	103-99
J.24	*	at Washington State	W	75-62
J.29	*	#9 Arizona	W	96-83
J.31	*	Arizona State	W	90-81
F.5	*	at USC	W	93-82
F.7	*	at UCLA	L	75-80
F.12	*	Oregon	W	83-74
F.14	*	Oregon State	W	80-79
F.19	*	Washington State	W	71-67
F.22		at North Carolina State	L	72-77
F.26	*	at #17 Arizona	W	89-84
F.28	*	at Arizona State	W	96-72
M.4	*	California	W	76-58
M.6	*	#1 Stanford	W	75-62
M.11	\$	vs. UCLA	W	91-83
M.12	\$	vs. #21 Arizona	W	90-85
M.13	\$	vs. #2 Stanford	L	66-77
M.19	&	vs. UAB	L	100-102

\$ Pac-10 Tournament (Los Angeles, Calif.); & NCAA Tournament (Columbus, Ohio)

2005

Coach: Lorenzo Romar • **Record:** 29-6, 14-4

Captain: Will Conroy

N.9	+	Westmont College (exh)		92-52
N.19		Seattle Pacific (22)	W	89-71
N.25	%	vs. Utah (22)	W	78-71
N.26	%	vs. Oklahoma (22)	W	96-91
N.27	%	vs. #19 Alabama (22)	W	79-76
D.1		at Gonzaga (14)	L	87-99
D.5		Eastern Washington (14)	W	89-56
D.7		San Diego State (16)	W	98-69
D.12		at Loyola Marymount (16)	W	100-93
D.19		#22 North Carolina State (18)	W	68-64
D.22		Sacred Heart (12)	W	114-53
D.24		Houston (12)	W	110-63
D.31	*	California (13)	W	81-67
J.2	*	Stanford (13)	W	76-73
J.6	*	at USC (12)	W	84-59
J.8	*	at UCLA (12)	L	86-95
J.13	*	Oregon (14)	W	77-56
J.15	*	Oregon State (14)	W	108-68
J.23	*	Washington State (10)	W	66-48
J.27	*	at #11 Arizona (10)	L	82-91
J.30	*	at Arizona State (10)	W	79-70
F.3	*	USC (14)	W	99-69
F.5	*	UCLA (14)	W	82-70
F.10	*	at Oregon (11)	W (ot)	95-88
F.13	*	at Oregon State (11)	L	73-90
F.19	*	at Washington State (15)	W	68-55
F.24	*	Arizona State (14)	W	90-82
F.26	*	#9 Arizona (14)	W	93-85
M.3	*	at California (10)	W	106-73
M.5	*	at Stanford (10)	L	67-77
M.10	\$	vs. Arizona State (14)	W (ot)	95-90
M.11	\$	vs. Stanford (14)	W	66-63
M.12	\$	vs. #8 Arizona (14)	W	81-72
M.17	&	vs. Montana (8)	W	88-77
M.19	&	vs. #22 Pacific (8)	W	97-79

M.24	&&	vs. #4 Louisville (8)	L	79-93
% Great Alaska Shootout (Anchorage, Alaska); \$ Pac-10 Tournament (Los Angeles, Calif.); & NCAA Tournament (Boise, Idaho); && NCAA Sweet 16 (Albuquerque, N.M.)				

2006

Coach: Lorenzo Romar • **Record:** 26-7, 13-5

Captains: Bobby Jones, Brandon Roy

N.9	+	Simon Fraser (exh)		114-48
N.13	%	Morgan State	W	118-51
N.14	%	UW Green Bay	W	87-54
N.15	%	Air Force	W	85-74
N.19		American	W	99-82
N.22		Idaho (25)	W	90-67
N.25		Loyola Marymount (25)	W	112-65
D.4		#6 Gonzaga (18)	W	99-95
D.10	^	vs. New Mexico (13)	W	81-71
D.16		Eastern Washington (11)	W	91-74
D.23		Lehigh (9)	W	54-37
D.29	*	Arizona State (7)	W	91-67
D.31	*	Arizona (7)	L 2ot	95-96
J.2		Cornell (10)	W	87-71
J.7	*	Washington State (10)	L	71-78
J.12	*	at USC (13)	W	86-77
J.14	*	at #11 UCLA (13)	W	69-65
J.19	*	Oregon State (10)	W	69-65
J.21	*	Oregon (10)	W	78-59
J.26	*	at California (10)	L	69-71
J.29	*	at Stanford (10)	L ot	67-76
F.4	*	at Washington State (16)	L	64-77
F.9	*	USC (21)	W	87-73
F.11	*	#13 UCLA (21)	W	70-67
F.16	*	at Oregon (20)	W	75-72
F.18	*	at Oregon State (20)	W	96-63
F.23	*	Stanford (17)	W	75-57
F.26	*	California (17)	W	73-62
M.2	*	at Arizona State (14)	W	91-66
M.4	*	at Arizona (14)	W	70-67
M.9	\$	vs. Oregon (12)	L	73-84
M.16	&	vs. Utah State (17)	W	75-61
M.18	&	vs. #13 Illinois (17)	W	67-64
M.24	&&	vs. #2 Connecticut (17)	L ot	92-98
% BCA Classic (Seattle, Wash.); ^ Wooden Classic (Anaheim, Calif.); \$ Pac-10 Tournament (Los Angeles, Calif.); & NCAA Tournament (San Diego, Calif.); && NCAA Sweet 16 (Washington, D.C.)				

2007

Coach: Lorenzo Romar • **Record:** 19-13, 8-10

Captains: Jon Brockman

N.3	+	Saint Martin's (exh)		108-74
N.12	%	Pepperdine (17)	W	99-91
N.13	%	Nicholls State (17)	W	102-74
N.14	%	Northern Iowa (17)	W	70-61
N.19		Sacramento State (17)	W	83-74
N.24		Eastern Washington (16)	W	90-83
N.29		Idaho (13)	W	87-66
D.4		Southern Utah (13)	W	87-72
D.9		at #18 Gonzaga (13)	L	77-97
D.16		Portland State (17)	W	105-73
D.20		#12 LSU (17)	W	88-72
D.22		Weber State (17)	W	80-51
D.28	*	at USC (14)	L 2ot	79-86
D.31	*	at #1 UCLA (14)	L	74-96
J.4	*	#7 Arizona (24)	L	87-96
J.6	*	Arizona State (24)	W	64-53
J.11	*	at Stanford	L	77-78
J.13	*	at California	L ot	69-77
J.20	*	at Washington State	L	47-75
J.25	*	#7 Oregon	W	89-77
J.27	*	Oregon State	W	91-74
F.1	*	at Arizona State	W	66-61
F.3	*	at #20 Arizona	L	54-84
F.8	*	California	W	79-71
F.11	*	#25 Stanford	W	64-52

F.14	*	#10 Washington State	L	61-65
F.17		at #7 Pittsburgh	L	61-65
F.22	*	at Oregon State	L	65-73
F.24	*	at #23 Oregon	L	85-93
M.1	*	#23 USC	W	85-70
M.3	*	#2 UCLA	W	61-51
M.7	\$	vs. Arizona State	W	59-51
M.8	\$	vs. #11 Washington State	L	64-74

% Basketball Travelers Classic (Seattle, Wash.); \$ Pac-10 Tournament (Los Angeles, Calif.)

2008

Coach: Lorenzo Romar • **Record:** 16-17, 7-11

Captains: Jon Brockman, Ryan Appleby

N.5	+	Seattle Pacific (exh)		86-77
N.13	%	New Jersey Tech	W	88-47
N.14	%	Utah	W	83-77
N.21	~	vs. #16 Texas A&M	L	63-77
N.23	~	vs. #21 Syracuse	L	85-91
N.26		Long Beach State	W	84-69
D.1	^	at Oklahoma State	L	71-96
D.8		#12 Pittsburgh	L	74-75
D.15		Portland	W	67-63
D.18		Portland State	W	84-65
D.22		CS-Northridge	W	80-66
D.29		at Louisiana State	W	73-65
D.31		Idaho State	W	82-50
J.5	*	#4 Washington State	L	52-56
J.10	*	at #5 UCLA	L	55-69
J.12	*	at USC	L	51-66
J.17	*	Oregon	W	78-70
J.19	*	Oregon State	W	83-74
J.24	*	at #24 Arizona State	W	72-61
J.26	*	at Arizona	L	69-84
J.31	*	#14 Stanford	L	51-65
F.2	*	California	L	75-79
F.7	*	USC	L	59-73
F.10	*	#5 UCLA	W	71-61
F.14	*	at Oregon	L	58-71
F.16	*	at Oregon State	W	97-59
F.21	*	Arizona	W	75-66
F.23	*	Arizona State	L	63-77
F.28	*	at #8 Stanford	L	79-82
M.1	*	at California	W	87-84
M.8	*	at #23 Washington State	L ot	73-76
M.12	\$	vs. California	L	81-84
M.14	&	Valparaiso	L	71-72

% NIT Season Tip-Off Regional (Seattle, Wash.); ~ NIT Season Tip-Off Finals (New York, N.Y.); ^ Pac-10/Big-12 Hardwood Classic; \$ Pac-10 Tournament (Los Angeles, Calif.); & CBI First Round (Seattle, Wash.)

2009

Coach: Lorenzo Romar • **Record:** 26-9, 14-4

Captains: Jon Brockman, Justin Dentmon, Quincy Pondexter

N.6	+	Western Washington (exh)		105-85
N.15		at Portland	L	74-80
N.18	%	Cleveland State	W	78-63
N.20	%	Florida International	W	74-51
N.24	~	vs. #22 Kansas	L	54-73
N.25	~	vs. #17 Florida	L	84-86
N.29		Pacific	W	72-54
D.4	^	Oklahoma State	W	83-65
D.6		Texas Southern	W	88-52
D.14		Portland State	W	84-83
D.20		Eastern Washington	W	83-50
D.28		Montana	W	75-53
D.30		Morgan State	W	81-67
J.3	*	at Washington State	W	68-48
J.8	*	Stanford	W	84-83
J.10	*	California	L 3ot	85-88
J.15	*	at Oregon	W	84-67
J.17	*	at Oregon State	W	85-59
J.22	*	USC	W	78-73

ALL-TIME RESULTS

J.24	*	#13 UCLA	W	86-75
J.29	*	at Arizona (23)	L	97-106
J.31	*	at #14 Arizona State (23)	W	84-71
F.5	*	at California (22)	L	71-86
F.8	*	at Stanford (22)	W	75-68
F.12	*	Oregon State	W	79-60
F.14	*	Oregon	W	103-84
F.19	*	at #20 UCLA (22)	L	76-85
F.21	*	at USC (22)	W	60-51
F.26	*	#14 Arizona State (21)	W	ot 73-70
F.28	*	Arizona (21)	W	83-78
M.3		Seattle University (16)	W	87-60
M.7	*	Washington State (16)	W	67-60
M.12	\$	vs. Stanford (13)	W	85-73
M.13	\$	vs. #21 Arizona State (13)	L	65-75
M.19	&	vs. Mississippi State (13)	W	85-73
M.21	&	vs. #17 Purdue (13)	L	74-76

% O'Reilly Auto Parts CBE Classic (Seattle, Wash.); ~ O'Reilly Auto Parts CBE Classic (Kansas City, Mo.); ^ Pac-10/Big-12 Hardwood Classic; \$ Pac-10 Tournament (Los Angeles, Calif.); & NCAA Tournament (Portland, Ore.)

2010

Coach: Lorenzo Romar • **Record:** 26-10, 11-7

Captain: Quincy Pondexter

N. 4		Central Washington (exh.) (14)	W	77-48
N. 13	~	Wright State (14)	W	74-69
N. 14	~	Belmont (14)	W	96-78
N. 15	~	Portland State (14)	W	111-55
N. 20		San Jose State (14)	W	80-70
N. 29		Montana (14)	W	63-59
D. 3	^	at Texas Tech (12)	L	92-99 (ot)
D. 6		Cal State Northridge (12)	W	88-76
D. 12	%	vs. #15 Georgetown^ (17)	L	66-74
D. 19		Portland (24)	W	89-54
D. 22	^	#19 Texas A&M (23)	W	73-64
D. 27		San Francisco (23)	W	86-71
D. 31	*	Oregon State (17)	W	76-70
J. 2	*	Oregon (17)	L	79-90
J. 8	*	at Arizona State (24)	L	51-68
J. 10	*	at Arizona (24)	L	70-87
J. 14	*	Stanford	W	94-61
J. 16	*	California	W	84-69
J. 21	*	at UCLA	L	61-62
J. 23	*	at USC	L	61-87
J. 26		Seattle University	W	123-76
J. 30	*	Washington State	W	92-64
F. 4	*	Arizona	W	81-75
F. 6	*	Arizona State	W	79-56
F. 11	*	at California	L	81-93
F. 13	*	at Stanford	W	78-61
F. 18	*	USC	L	64-67
F. 20	*	UCLA	W	97-68
F. 27	*	at Washington State	W	59-52
M. 4	*	at Oregon	W	86-72
M. 6	*	at Oregon State	W	82-70
M. 11	\$	vs. Oregon State	W	59-52
M. 12	\$	vs. Stanford	W	79-64
M. 13	\$	vs. California	W	79-75
M. 18	&	vs. Marquette	W	80-78
M. 20	&	vs. #8 New Mexico	W	82-64
M. 25	&	vs. #6 West Virginia	L	56-69

~ Athletes-In-Action Classic (Seattle, Wash.); ^ Pac-10/Big-12 Hardwood Classic; % John Wooden Classic (Los Angeles, Calif.); \$ Pac-10 Tournament (Los Angeles, Calif.); & NCAA Tournament (Portland, Ore.)

2011

Coach: Lorenzo Romar • **Record:** 24-11, 11-7

Captain: Isaiah Thomas, Justin Holiday

N. 6		St. Martin's (exh) (18)	W	97-76
N. 13		McNeese State (18)	W	118-64
N. 16		Eastern Washington (17)	W	98-72
N. 22	%	vs. Virginia (13)	W	106-63
N. 23	%	vs. #8 Kentucky (13)	L	67-74
N. 24	%	vs. #2 Michigan State (13)	L	71-76

N. 30		Long Beach State (23)	W	102-75
D. 4		Texas Tech (23)	W	108-79
D. 6		Portland (21)	W	94-72
D. 11		at Texas A&M (21)	L	62-63
D. 18		San Francisco	W	80-52
D. 22		Nevada	W	90-60
D. 29	*	at USC	W	73-67 (ot)
D. 31	*	at UCLA	W	74-63
J. 6	*	Oregon (23)	W	87-69
J. 8	*	Oregon State (23)	W	103-72
J. 13	*	at Stanford (17)	L	56-58
J. 16	*	at California (17)	W	92-71
J. 20	*	Arizona (20)	W	85-68
J. 22	*	Arizona State (20)	W	88-75
J. 30	*	at Washington State (18)	L	80-87
F. 3	*	at Oregon State (20)	L	56-68
F. 5	*	at Oregon (20)	L	76-81
F. 10	*	California	W	109-77
F. 12	*	Stanford	W	87-76
F. 17	*	at Arizona State	W	79-62
F. 19	*	at #12 Arizona	L	86-87
F. 22	*	at Seattle U	W	95-74
F. 27	*	Washington State	L	69-80
M. 3	*	UCLA	W	70-63
M. 5	*	USC	L	60-62
M. 10	\$	vs Washington State	W	89-87
M. 11	\$	vs. Oregon	W	69-51
M. 12	\$	vs. #16 Arizona	W	77-75 (ot)
M. 18	&	vs. Georgia	W	68-65
M. 20	&	vs. #7 North Carolina	L	83-86

% EA Sports Maui Invitational (Lahaina, Hawaii); * Conference Game; \$ Pac-10 Tournament (Los Angeles, Calif.); & NCAA Tournament (Charlotte, NC)

2012

Coach: Lorenzo Romar • **Record:** 24-11, 14-4

Captain: Abdul Gaddy, Darnell Gant, Scott Suggs

N. 4		Seattle Pacific [exh.]	W	77-60
N. 12	%	Georgia State	W	91-74
N. 13	%	Florida Atlantic	W	77-71
N. 14	%	Portland	W	93-63
N. 20		at Saint Louis	L	64-77
N. 25		Houston Baptist	W	88-65
D. 2		at Nevada	L	73-76 (ot)
D. 6	+	vs.#11 Marquette	L	77-79
D. 10	^	vs. #7 Duke	L	80-86
D. 16		UC Santa Barbara	W	87-80
D. 18		South Dakota St.	L	73-92
D. 22		Cal State Northridge	W	74-51
D. 29	*	Oregon State	W	95-80
D. 31	*	Oregon	W	76-60
J. 5	*	at Colorado	L	69-87
J. 7	*	at Utah	W	57-53
J. 10		Seattle U.	W	91-83
J. 15	*	Washington St.	W	75-65
J. 19	*	California	L	66-69
J. 21	*	Stanford	W	76-63
J. 26	*	at Arizona St.	W	60-54
J. 28	*	at Arizona	W	69-67
F. 2	*	UCLA	W	71-69
F. 4	*	USC	W	69-41
F. 9	*	at Oregon	L	57-82
F. 12	*	at Oregon St.	W	75-72
F. 16	*	Arizona State	W	77-69
F. 18	*	Arizona	W	79-70
F. 25	*	at Washington St.	W	59-55
M. 1	*	at USC	W	80-58
M. 3	*	at UCLA	L	69-75
M. 8	\$	vs. Oregon State	L	84-86
M. 13	=	UT Arlington (Seattle)	W	82-72
M. 16	=	Northwestern (Seattle)	W	76-55
M. 20	=	Oregon (Seattle)	W	90-86
M. 27	=	vs. Minnesota (NYC)	L	67-68 (ot)

* Pacific-12 Conference Game; = National Invitation Tournament; \$ Pac-12 Tournament Game; ^ Tip-Off Hall of Fame Tournament;

2013

Coach: Lorenzo Romar • **Record:** 18-16, 9-9

Captain: Abdul Gaddy, Scott Suggs

O. 24		Western Washington (Exh)	W	88-78
N. 11	^	Loyola-Maryland	W	85-63
N. 13	^	Albany	L	62-63
N. 17	^	vs. Seton Hall	W	84-73 (ot)
N. 18	^	vs. #4 Ohio St.	L	66-77
N. 24		Colorado State	L	55-73
N. 28		Saint Louis	W	66-61
D. 2		Cal-State Fullerton	W	74-72
D. 8		Nevada	L	73-76
D. 13		at Seattle University	W	87-74
D. 15		Jackson State	W	75-67
D. 20		Cal Poly	W	75-62
D. 22		Northern Illinois	W	67-57
D. 29		at Connecticut	L	53-61
J. 5	*	at Washington State	W	68-63
J. 9	*	at California	W	62-47
J. 12	*	at Stanford	W	65-60
J. 16	*	Colorado	W	64-54
J. 19	*	Utah	L	65-74
J. 23	*	at Oregon State	L	66-74
J. 26	*	at #16 Oregon	L	76-81
J. 31	*	#8 Arizona	L	53-57
F. 2	*	Arizona State	W	96-92
F. 7	*	at UCLA	L	57-59
F. 10	*	at USC	L	60-71
F. 13	*	#23 Oregon	L	52-65
F. 16	*	Oregon State	W	72-62
F. 20	*	at #12 Arizona	L	52-70
F. 23	*	at Arizona State	W	68-59
M. 3	*	Washington State	W	72-68
M. 6	*	USC	W	65-57
M. 9	*	#23 UCLA	L	54-61
M. 13	\$	vs. WSU	W	64-62
M. 14	\$	vs. Oregon	L	77-80 (ot)
M. 19	=	at BYU	L	79-90

* Pacific-12 Conference Game; = National Invitation Tournament; \$ Pac-12 Tournament Game; ^ Tip-Off Hall of Fame Tournament;

KEY: & NCAA Tournament; + Exhibition; = National Invitation Tournament; ^ Pacific Coast Conference Playoff; \$ Pac-10 Tournament; % In-Season Tournament; * Conference; @ Neutral Site; # Opponent's Associated Press ranking at the time of the game is listed; () Washington's Associated Press ranking at the time of the game is listed after name of opponent; (1912-15: Northwest Intercollegiate Conference • 1916-22: Pacific Coast Conference • 1923-55, 1956-59: Pacific Coast Conference/Northern Division • 1960-68: Athletic Association of Western Universities • 1969-78: Pacific-8 Conference; 1979-Present: Pacific-10 Conference)

All opponents are listed by current name — i.e., formerly El-lensburg Normal, now Central Washington; formerly Texas Western, now UTEP; etc. Beginning with the 1952-53 season, the NCAA has allowed only games between four-year colleges to be recognized in team and individual statistics. All other games are considered exhibitions, and are so indicated. Prior to 1952-53, competition against four-year colleges and athletic club, all-star, military, high school, YMCA and AAU teams, was recognized by the NCAA.

ALL-TIME RECORDS AGAINST OPPONENTS

American Athletic

Cincinnati (1997)	1-3
Connecticut (2013)	0-4
Louisville (2006)	1-2
Houston (2005)	5-2
Memphis (1989)	1-1
Temple (1975)	2-0
Total	10-12

America East

Albany (2013)	0-1
Total	0-1

Atlantic Coast

Clemson (2001)	2-0
Duke (2012)	1-5
Florida State (1976)	1-1
Georgia Tech (2000)	1-2
Miami (Fla.) (1990)	3-0
North Carolina (2011)	1-1
North Carolina State (2005)	1-1
Notre Dame (1985)	1-1
Pittsburgh (2008)	2-2
Syracuse (2008)	0-1
Virginia (2011)	1-1
Virginia Tech (1975)	0-1
Wake Forest (1978)	0-3
Total	14-19

Atlantic Sun

Jacksonville (1993)	2-1
Total	2-1

Atlantic 10

Dayton (1984)	0-1
La Salle (1977)	1-0
St. Joseph's (1968)	0-1
Saint Louis (2013)	7-8
Richmond (1998)	1-0
Total	9-10

Big East

Butler (2002)	0-1
DePaul (1989)	2-2
Georgetown (2009)	0-1
Marquette (2012)	1-3
Providence (1981)	1-0
Seton Hall (2013)	1-0
Villanova (1978)	0-1
Xavier (2000)	1-1
Total	6-9

Big Sky

Eastern Washington (2011)	11-1
Idaho State (2008)	4-0
Montana (2010)	42-9
Montana State (1987)	8-5
North Dakota (1929)	2-0
Northern Arizona (1977)	1-0
Portland State (2010)	9-0
Sacramento State (2007)	2-0
Southern Utah (2007)	1-0
Weber State (2007)	1-0
Total	81-15

Big Ten

Illinois (2006)	4-2
Indiana (1979)	1-2
Iowa (1967)	3-2
Michigan (1996)	3-3
Michigan State (2011)	2-4
Minnesota (1991)	10-5
Nebraska (1997)	6-3
Northwestern (2012)	6-2
Ohio State (2013)	8-4
Purdue (2009)	1-5
Wisconsin (1966)	3-0
Total	47-32

Big West

Cal Poly (2013)	1-0
CS-Fullerton (2013)	1-1
CS-Northridge (2012)	5-0
Long Beach State (2011)	2-0
Hawaii (1985)	15-1
UC-Irvine (2001)	1-0
UC-Riverside (2004)	1-0
UC-Santa Barbara (2012)	3-0
Total	29-2

Big 12

Baylor (1956)	2-1
Iowa State (1985)	2-3
Kansas (2009)	1-8
Kansas State (1996)	6-9
Oklahoma (1969)	1-2
Oklahoma State (2009)	3-8
Texas (1992)	0-2
Texas Tech (2011)	6-3
West Virginia (2010)	1-1
Total	29-44*

Includes record vs. Colorado

California Collegiate Athletic Assoc.

Chico State (1993)	2-0
Humboldt State (1981)	2-0
Total	4-0

Colonial Athletic

James Madison (1998)	2-0
Towson (1990)	1-0
UNC-Wilmington (2000)	1-1
Total	4-1

Conference USA

Florida Atlantic (2012)	1-0
Florida International (2009)	3-0
Louisiana Tech (1987)	0-1
Old Dominion (2000)	3-1
Rice (1993)	1-1
Texas-El Paso (2002)	3-4
Tulsa (1986)	1-1
UAB (2004)	0-1
Total	12-9

Great Northwest Athletic

Alaska-Anchorage (2000)	2-1
Alaska-Fairbanks (2002)	4-0
Seattle Pacific (2005)	10-0
Total	16-1

Horizon League

Cleveland State (2009)	1-0
Valparaiso (2008)	0-1
Wisconsin-Green Bay (2006)	1-0
Wright State (2010)	1-0
Total	3-1

Ivy League

Columbia (2004)	3-0
Cornell (2006)	1-0
Dartmouth (1993)	2-0
Pennsylvania (1994)	0-2
Yale (1981)	3-0
Total	9-2

Metro Atlantic

Fairfield (1988)	1-0
Manhattan (1975)	0-1
Total	1-1

Mid-American Athletic

Ball State (1985)	1-0
Bowling Green (2002)	2-0
Miami, Ohio (1999)	1-1
Northern Illinois (2013)	1-0
Toledo (1980)	1-0
Total	5-1

Mid-Eastern Athletic

South Carolina State (1992)	1-0
Total	1-0

Mid-Eastern Shore

Morgan State (2009)	2-0
Total	2-0

Missouri Valley

Bradley (1975)	1-1
Drake (1936)	1-0
Missouri State (1991)	0-1
Northern Iowa (2007)	1-0
Wichita State (2001)	3-2
Total	6-4

Mountain West

Air Force (2006)	2-0
Boise State (2000)	8-1
Colorado State (2013)	1-2
Fresno State (1994)	2-3
Nevada (2013)	6-3
Nevada-Las Vegas (2003)	1-2
New Mexico (2010)	4-2
San Diego State (2005)	2-0
San Jose State (2010)	2-0
Utah State (2006)	3-5
Wyoming (2004)	9-4
Total	30-25*

includes record vs. Utah

Northeast Conference

Long Island (1971)	1-0
Sacred Heart (2005)	1-0
Total	2-0

Ohip Valley

Belmont	1-0
East Tennessee State (1984)	1-0
Total	2-0

Pacific West

Chaminade (1991)	1-0
Hawai'i-Hilo (1999)	1-0
Total	2-0

Pacific-12

Arizona	28-46
Arizona State	40-36
California	78-78
Colorado	8-7
Oregon	187-108
Oregon State	155-138
Stanford	68-70
UCLA	42-92
USC	69-69
Utah	7-6
Washington State	177-100
Total	859-750

Patriot League

American (2006)	1-0
Army (1979)	2-0
Lehigh (2006)	2-0
Loyola-Maryland (2013)	1-0
Navy (1971)	1-1
Total	7-1

Southeastern

Alabama (2005)	1-1
Florida (2009)	1-2
Georgia (2011)	1-0
Kentucky (2011)	0-2
Louisiana State (2008)	3-2
Mississippi State (2009)	2-0
Missouri (1995)	4-3
Texas A&M (2011)	2-4
Total	14-14

Southland

Houston Baptist (2012)	1-0
Lamar (1986)	1-1
McNeese State (2011)	1-1

Nicholls State (2007)	1-0
-----------------------	-----

Southeastern Louisiana (1987)	1-0
-------------------------------	-----

Total	5-2
--------------	------------

Southwestern Athletic

Grambling State (1986)	3-0
Jackson State (1996)	1-0
Texas Southern (2009)	1-0
Total	5-0

Summit

North Dakota State (1925)	0-1
South Dakota State (2012)	0-1
Total	0-2i

Sun Belt

Georgia State (2012)	1-0
South Alabama (1998)	0-1
Louisiana-Lafayette(1987)	1-0
Louisiana-Monroe(1988)	0-1
UT Arlington (2012)	1-0
Total	3-2

West Coast

Brigham Young (2013)	10-9
Gonzaga (2007)	29-14
Loyola-Marymount (2006)	4-1
Pacific (2009)	6-1
Pepperdine (2007)	1-0
Portland (2012)	14-2
Saint Mary's (2000)	6-0
San Diego (2002)	1-1
San Francisco (2011)	2-0
Santa Clara (2003)	5-1
Total	78-29

Western Athletic

Idaho (2007)	123-49
New Mexico State (2002)	3-1
Seattle University (2013)	24-4
Total	150-54

Independents/Small Colleges

American-Puerto Rico (2001)	1-0
BYU-Hawai'i (1993)	2-0
British Columbia (1950)	10-1
Cal-State Hayward (1975)	1-0
Central Washington (1943)	11-4
Hawaii-Pacific (1992)	2-0
Lewis-Clark State (1981)	2-0
Loyola-New Orleans (1969)	1-1
Midwestern State (1983)	1-0
New Jersey Tech	1-0
New York University (1942)	1-0
Pacific University (1990)	1-0
Pacific Lutheran (1948)	2-1
Phillips (1982)	1-0
Puget Sound (1950)	20-4
St. Martin's (1923)	1-0
U.S. International (1981)	1-0
Western Washington (2013)	18-0
Whitman (1944)	24-5
Whitworth (1913)	2-0
Willamette (1944)	11-0
Wisconsin-Stout (1982)	1-0

AAU-YMCA

(pre-1952)	38-12
------------	-------

Key**ND:**

Pacific Coast Conference Northern Division Playoffs

Pac-10:

Pac-10 Tournament

NCAA:

NCAA Tournament

NIT:

National Invitation Tournament

PCC:

Pacific Coast Conference Playoffs

Air Force (2-0)**H: 2-0, A: 0-0, N: 0-0**

1962	W	60-50	(H)
2006	W	85-74	(H)

Alabama (1-1)**H: 0-0, A: 0-0, N: 1-1**

2001	L	60-69	(N)
2005	W	79-76	(N)

Alaska-Anchorage (2-1)**H: 0-0, A: 2-1, N: 0-0**

1983	W	62-50	(A)
1987	L	75-77	(A)
2000	W	86-70	(A)

Alaska-Fairbanks (4-0)**H: 1-0, A: 3-0, N: 0-0**

1971	W	90-62	(A)
	W	85-73	(A)
1992	W	89-58	(H)
2002	W	82-70	(A)

Alaska-Fairbanks (4-0)**H: 1-0, A: 3-0, N: 0-0**

1971	W	90-62	(A)
	W	85-73	(A)
1992	W	89-58	(H)
2002	W	82-70	(A)

Albany (0-1)**H: 0-1, A: 0-0, N: 0-0**

2013	L	62-63	(H)
------	---	-------	-----

American University (1-0)**H: 1-0, A: 0-0, N: 0-0**

2006	W	99-82	(H)
------	---	-------	-----

Arizona (28-46)**H: 18-17, A: 7-28, N: 3-1**

1965	L	63-77	(N)
1979	W	75-66	(H)
	L	68-71	(A)
1980	L	65-67	(A)
	W	76-72	(H)
1981	L	77-84	(H)
	L	66-68	ot (A)
1982	W	60-57	ot (A)
	W	86-62	(H)
1983	W	74-61	(H)
	W	80-72	(A)
1984	W	55-53	(A)
	W	56-51	(H)
1985	L	56-69	(A)
	W	60-58	(H)
1986	L	57-70	(H)
	L	56-77	(A)
1987	L	72-73	(H)
	L	70-81	(A)
1988	L	71-110	(H)
	L	71-89	(A)
1989	L	61-116	(A)
	L	68-85	(H)
1990	L	51-65	(A)
	L	60-75	(H)
1991	W	70-56	(H)
	L	56-85	(A)
1992	W	62-60	(H)
	L	51-85	(A)
1993	L	76-93	(A)
	L	72-81	(H)
1994	W	74-69	(H)
	L	62-95	(A)
1995	L	65-91	(A)
	L	54-63	(H)
1996	W	80-79	ot (A)
	L	65-67	(H)
1997	W	92-88	(H)
	L	82-103	(A)
1998	L	91-110	(H)
	L	81-112	(A)
1999	L	86-88	(A)
	W	90-84	(H)
2000	L	62-69	(A)

	L	56-65	(H)
2001	L	64-89	(H)
	L	62-82	(A)
2002	L	69-74	(H)
	L	82-91	(A)
2003	L	61-79	(A)
	L	85-88	ot (H)
2004	W	96-83	(H)
	W	89-84	(A)
	W	90-85	(N)
2005	L	82-91	(A)
	W	93-85	(H)
	W	81-72	(N)
2006	L	95-96	2ot (H)
	W	70-67	(A)
2007	L	87-96	(H)
	L	54-84	(A)
2008	L	69-84	(A)
	W	75-66	(H)
2009	L	97-106	(A)
	W	83-78	(H)
2010	L	70-87	(A)
	W	81-75	(H)
2011	W	85-68	(H)
	L	86-87	(A)
	W	77-75	ot (N)Pac-10
2012	W	69-67	(A)
	W	79-70	(H)
2013	L	53-57	(H)
	L	52-70	(A)

Arizona State (40-36)**H: 22-14, A: 15-21, N: 3-1**

1978	W	69-62	(H)
1979	L	65-70	(H)
	L	59-77	(A)
1980	L	56-69	(A)
	L	61-75	(H)
1981	L	62-90	(H)
	L	76-78	(A)
1982	W	47-46	(A)
	W	59-55	(H)
1983	L	68-72	(H)
	L	54-70	(A)
1984	W	57-53	(A)
	W	70-61	(H)
1985	W	72-65	(A)
	W	81-63	(H)
1986	W	72-58	(H)
	W	64-62	(A)
1987	W	81-72	(H)
	L	70-71	(A)
1988	L	78-87	(H)
	W	77-73	(A)
	W	96-82	(N)Pac-10
1989	L	90-120	(A)
	W	83-72	(H)
1990	L	48-63	(A)
	L	56-58	(H)
	L	51-57	(A)Pac-10
1991	L	60-68	(H)
	L	41-53	(A)
1992	L	62-68	(H)
	L	47-55	(A)
1993	L	85-94	(A)
	L	74-79	(H)
1994	L	53-59	(H)
	L	55-73	(A)
1995	L	73-78	ot (A)
	L	71-72	(H)
1996	L	79-88	(A)
	W	75-64	(H)

1997	W	72-61	(H)
	W	72-69	(A)
1998	W	92-70	(H)
	L	85-94	(A)
1999	L	72-96	(A)
	W	93-85	(H)
2000	L	80-90	(A)
	L	67-81	(H)
2001	W	70-68	ot (H)
	L	57-89	(A)
2002	W	81-68	(H)
	L	74-86	(A)
2003	L	57-89	(A)
	L	77-79	ot (H)
2004	W	90-81	(H)
	W	96-72	(A)
2005	W	79-70	(A)
	W	90-82	(H)
	W	95-90	ot (N)
2006	W	91-67	(H)
	W	91-66	(A)
2007	W	64-53	(H)
	W	66-61	(A)
	W	59-51	(N)Pac-10
2008	W	72-61	(A)
	L	63-77	(H)
2009	W	84-71	(A)
	W	73-70	ot (H)
	L	65-75	(N)Pac-10
2010	L	51-68	(A)
	W	79-56	(H)
2011	W	88-75	(H)
	W	79-62	(A)
2012	W	60-54	(A)
	W	77-69	(H)
2013	W	96-92	(H)
	W	68-59	(A)

Army (2-0)**H: 0-0, A: 0-0, N: 2-0**

1962	W	68-52	(N)
1979	W	68-67	(N)

Ball State (1-0)**H: 0-0, A: 0-0, N: 1-0**

1985	W	66-55	ot (N)NCAA
------	---	-------	------------

Baylor (2-1)**H: 2-0, A: 0-0, N: 0-1**

1948	L	62-64	(N)NCAA
1956	W	80-68	(H)
	W	71-62	(H)

Belmont (1-0)**H: 1-0, A: 0-0, N: 0-0**

2010	W	96-78	(H)
------	---	-------	-----

Boise State (8-1)**H: 7-0, A: 1-1, N: 0-0**

1973	W	98-61	(H)
1975	W	110-76	(H)
1985	W	79-53	(H)
1986	W	74-61	(A)
1987	W	73-68	(H)
1993	W	73-63	(H)
1998	W	78-68	(H)
1999	L	61-69	(A)
2000	W	72-57	(H)

Bowling Green (2-0)**H: 0-0, A: 0-0, N: 2-0**

1980	W	92-62	(N)
2002	W	81-74	(N)

Bradley (1-1)**H: 1-0, A: 0-1, N: 0-0**

1974	L	76-80	(A)
1975	W	88-73	(H)

Brigham Young (10-9)**H: 5-4, A: 4-5, N: 1-0**

1951	W	80-67	(N)NCAA
1954	L	79-89	ot (H)
	W	55-51	(H)
1955	W	62-44	(A)
	L	64-69	ot (A)
1957	L	66-70	(A)
1958	L	43-45	(H)
	W	63-52	(H)
1960	L	52-54	(A)
	W	60-52	(A)
1961	L	63-65	ot (H)
	W	74-54	(H)
1981	L	70-80	(H)
1982	W	66-63	(A) NIT
1985	L	75-84	(A)
1986	W	74-68	(H)
1997	W	95-44	(H)
1998	W	83-68	(A)
2013	L	79-90	(A) NIT

British Columbia (10-1)**H: 5-0, A: 5-1, N: 0-0**

1921	W	48-14	(H)
	W	42-15	(H)
1927	W	76-20	(H)
	W	37-21	(A)
1928	W	45-23	(H)
1932	W	70-24	(H)
1939	W	52-36	(A)
1946	W	69-66	(A)
	L	51-58	(A)
1949	W	45-31	(A)
1950	W	58-41	(A)

Butler (0-1)**H: 0-0, A: 0-0, N: 0-1**

2002	L	64-67	(N)
------	---	-------	-----

BYU-Hawaii (2-0)**H: 2-0, A: 0-0, N: 0-0**

1991	W	67-52	(H)
1993	W	76-48	(H)

California (78-78)**H: 50-28, A: 28-48, N: 1-1**

1916	L	24-30	(H)
	L	20-25	(H)
	W	35-27	(A)
	L	33-35	(A)
1920	L	17-22	(H)
	W	28-27	(H)
1921	L	32-33	ot (A)
	W	23-20	(A)
1922	W	34-33	(H)
	W	28-23	(H)
1924	L	31-32	ot (A) PCC
	L	25-28	ot (A) PCC
1929	L	31-43	(A) PCC
	L	27-30	(A) PCC
1931	W	41-25	(H) PCC



The Huskies won six of eight meetings against Arizona between 2004-06, including a three-game sweep in 2004.

HISTORY

+ California forfeited a win in 1995 due to the use of an ineligible player

95

Florida Atlantic (1-0)**H: 1-0, A: 0-0, N: 0-0**

2012 W 77-71 (H)

Florida International (3-0)**H: 2-0, A: 1-0, N: 0-0**

2001 W 63-61 (A)

2003 W 83-48 (H)

2009 W 74-51 (H)

Florida State (1-1)**H: 0-0, A: 0-0, N: 1-1**

1972 L 77-85 (N)

1976 W 69-54 (N)

Fresno State (2-3)**H: 1-1, A: 1-2, N: 0-0**

1985 W 53-45 (A)

1988 W 67-61 (H)

1989 L 89-80 (A)

1993 L 75-77 (H)

1994 L 65-67 (A)

Georgetown (0-1)**H: 0-0, A: 0-0, N: 0-1**

2010 L 66-74 (N)

Georgia (1-0)**H: 0-0, A: 0-0, N: 1-0**

2011 W 68-65 (N)NCAA

Georgia State (1-0)**H: 1-0, A: 0-0, N: 0-0**

2012 W 91-74 (H)

Georgia Tech (1-2)**H: 0-0, A: 0-0, N: 1-2**

1985 L 58-68 (N)

1999 W 76-60 (N)

2000 L 65-82 (N)

Gonzaga (29-14)**H: 18-5, A: 11-9, N: 0-0**

1910 W 23-14 (A)

1912 W 37-17 (A)

1913 W 37-20 (A)

1922 W 59-11 (H)

1923 W 48-20 (A)

L 21-24 (H)

1925 W 40-23 (A)

1926 W 35-12 (H)

L 24-30 (A)

1927 W 52-12 (A)

W 44-18 (H)

1930 W 35-21 (H)

W 42-11 (H)

W 24-22 (A)

W 28-17 (A)

1931 W 33-25 (H)

1935 W 57-40 (H)

1943 W 62-41 (A)

1944 L 44-48 (A)

L 39-76 (A)

L 41-49 (H)

W 53-40 (H)

1945 W 59-48 (A)

W 78-47 (A)

W 37-30 (H)

W 39-29 (H)

1971 W 86-78 (H)

1973 W 93-61 (H)

1974 W 75-53 (H)

1980 W 63-59 (H)

1982 L 69-73 (A)

1983 W 49-48 (H)

1996 W 62-58 (H)

1998 W 88-82 (H)

1999 L 71-82 (A)

2000 L 66-76 (H)

2001 L 74-86 (A)

2002 L 47-67 (H)

2003 L 89-95 ot (A)

2004 L 62-86 (H)

2005 L 87-99 (A)

2006 W 99-95 (H)

2007 L 77-97 (A)

Grambling State (3-0)**H: 3-0, A: 0-0, N: 0-0**

1973 W 97-69 (H)

1975 W 117-90 (H)

1987 W 97-63 (H)

Hawaii (15-1)**H: 7-0, A: 8-1, N: 0-0**

1938 W 76-25 (A)

1953 W 83-55 (A)

1955 W 89-60 (H)

W 69-58 (H)

1959 W 67-52 (H)

1960 W 64-62 (A)

W 74-64 (A)

1961 W 73-46 (H)

1966 W 83-70 (A)

W 111-52 (H)

W 87-58 (H)

1973 L 75-85 (A)

1974 W 80-70 (H)

1976 W 87-77 (A)

W 73-68 (A)

1985 W 81-63 (A)

Hawaii-Hilo (1-0)**H: 0-0, A: 1-0, N: 0-0**

1999 W 81-47 (A)

Hawaii Pacific (2-0)**H: 2-0, A: 0-0, N: 0-0**

1990 W 80-50 (H)

1992 W 81-72 (H)

Houston (5-2)**H: 5-0, A: 0-2, N: 0-0**

1959 W 68-62 (H)

W 59-55 (H)

1967 L 65-87 (A)

W 81-78 (H)

2003 W 85-61 (H)

2004 L 64-79 (A)

2005 W 110-63 (H)

Houston Baptist (1-0)**H: 1-0, A: 0-0, N: 0-0**

2012 W 88-65 (H)

Humboldt State (2-0)**H: 2-0, A: 0-0, N: 0-0**

1980 W 87-61 (H)

1981 W 87-68 (H)

Idaho (123-49)**H: 73-13, A: 47-36, N: 3-0**

1910 L 15-26 (A)

1911 W 24-15 (A)

1912 W 34-13 (A)

W 53-5 (H)

1913 W 60-13 (H)

W 57-21 (H)

W 60-14 (A)

W 31-15 (A)

1914 W 46-21 (N)

W 42-21 (N)

1915 W 34-22 (A)

W 29-17 (H)

1919 L 13-28 (A)

L 23-26 (A)

1920 L 11-18 (H)

W 23-17 (H)

1922 L 31-37 (A)

L 28-32 (A)

1923 W 37-36 (H)

L 26-40 (A)

1924 W 17-15 (A)

W 29-18 (H)

1925 L 29-30 (H)

L 27-32 (A)

1926 L 26-29 (H)

L 27-31 (A)

1927 W 38-23 (H)

L 20-23 (A)

1928 W 27-19 (H)

W 34-26 (A)

1929 W 38-28 (A)

W 39-24 (H)

1930 W 35-26 (A)

W 44-35 (A)

W 43-15 (H)

W 35-19 (H)

1931 W 41-22 (H)

W 34-23 (H)

W 43-34 (A)

W 41-36 (A)

1932 W 40-35 (H)

W 47-34 (H)

W 51-36 (A)

W 44-39 (A)

1933 W 70-27 (H)

W 62-35 (H)

L 35-47 (A)

W 36-35 (A)

1934 W 35-29 (H)

W 35-21 (H)

W 39-29 (A)

W 34-20 (A)

1935 L 26-27 (H)

W 30-24 (H)

W 40-37 (A)

W 34-32 (A)

1936 W 50-30 (H)

W 40-29 (H)

L 33-40 (A)

W 52-38 (A)

1937 W 24-17 (H)

W 39-22 (H)

W 36-31 (A)

W 44-29 (A)

1938 W 38-28 (H)

L 33-36 (H)

L 30-41 (A)

W 35-29 (A)

1939 W 34-28 (H)

W 51-33 (H)

W 43-35 (A)

W 31-24 (A)

1940 L 37-47 (H)

W 56-48 (H)

W 45-40 (A)

L 31-40 (A)

1941 W 45-43 (A)

W 39-37 (H)

L 38-44 (A)

W 45-44 (A)

1942 W 36-28 (H)

W 40-33 (H)

W 44-37 (A)

L 32-39 (A)

1943 W 47-26 (A)

W 72-34 (A)

W 57-37 (H)

W 59-39 (H)

1944 W 64-32 (H)

W 69-55 (H)

W 63-48 (A)

L 53-55 (A)

1945 W 51-48 (H)

W 60-41 (H)

L 34-39 (A)

L 35-36 (A)

1946 L 45-50 (A)

W 67-55 (A)

L 48-51 (H)

L 38-40 (H)

1947 W 51-41 (H)

W 62-41 (H)

W 56-46 (A)

W 69-49 (A)

1948 W 51-33 (A)

L 41-43 (A)

W 77-37 (H)

W 70-45 (H)

1949 L 47-64 (H)

W 57-47 (H)

L 55-62 (A)

L 51-59 (A)

1950 W 67-43 (H)

W 44-40 (H)

L 40-57 (A)

L 45-48 (A)

1951 W 50-44 (A)

L 50-55 (A)

W 63-40 (H)

W 76-59 (H)

1952 L 51-56 (H)

W 61-42 (H)

W 79-64 (A)

W 75-66 (A)

1953 W 76-64 (H)

W 82-58 (H)

L 61-64 (A)

W 61-52 (A)

1954 W 65-59 (H)

W 70-69 (H)

L 66-74 (A)

L 76-77 (A)

1955 W 77-57 (H)

W 82-53 (H)

L 44-52 (H)

W 84-76 (A)

L 79-80 (A)

1956 W 46-34 (A)

W 70-63 ot (A)

1957 W 77-58 (H)

W 71-49 (H)

1958 W 56-49 (H)

L 63-85 (A)

1959 W 61-60 (A)

W 74-51 (H)

1960 W 56-52 (H)

W 58-45 (A)

1961 L 63-70 (A)

W 70-65 ot (H)

Idaho State (4-0)**H: 3-0, A: 1-0, N: 0-0**

1991 W 98-77 (H)

1993 W 81-69 (H)

1994 W 61-60 (A)

2008 W 82-50 (H)

Illinois (4-2)**H: 2-1, A: 0-1, N: 2-0**

1928 W 34-23 (H)

L 24-33 (H)

W 32-26 (H)

1978 W 8-68 (N)

1992 L 55-76 (A)

2006 W 67-64 (N)NCAA

Indiana (1-2)**H: 0-0, A: 0-1, N: 1-1**

1967 W 81-79 (N)

1979 L 56-73 (A)

L 57-71 (N)

Iowa (3-2)**H:**

ALL-TIME SERIES SCORES

Iowa State (2-3)

H: 1-1, A: 0-2, N: 1-0

1959	L	56-60	(H)
	W	69-59	(H)
1961	L	60-63	(A)
	L	50-60	(A)
1985	W	72-59	(N)

Jackson State (2-0)

H: 2-0, A: 0-0, N: 0-0

1996	W	92-76	(H)
2013	W	75-67	(H)

Jacksonville (2-1)

H: 1-0, A: 1-0, N: 0-1

1986	L	65-67	(N)
1992	W	63-53	(H)
1993	W	78-65	(A)

James Madison (2-0)

H: 1-0, A: 1-0, N: 0-0

1997	W	73-68	(A)
1998	W	70-61	(H)

Kansas (1-8)

H: 0-3, A: 1-2, N: 0-3

1953	L	53-79	(N)NCAA
1957	L	63-77	(H)
	L	78-92	(H)
1958	L	59-77	(A)
1975	W	74-64	(A)
1986	L	64-69	(N)
1987	L	68-82	(A)
1988	L	57-67	(H)
2009	L	54-73	(N)

Kansas State (6-9)

H: 5-3, A: 1-5, N: 0-1

1942	W	45-32	(H)
1954	L	64-74	(H)
	L	76-87	(H)
	L	75-81	(N)
1955	L	74-81	(A)
1956	L	69-74	(A)
1958	L	63-70	(A)
1965	L	66-73	(H)
	W	71-62	(H)
1971	W	64-51	(A)
1972	W	96-90	(H)
	W	75-66	(H)
1973	L	64-71	(A)
1995	L	62-63	ot (A)
1996	W	74-60	(H)

Kentucky (0-2)

H: 0-0, A: 0-0, N: 0-2

1985	L	58-66	(N) NCAA
2011	L	67-64	(N)

Lamar (1-1)

H: 1-0, A: 0-1, N: 0-0

1985	W	64-59	(H)
1986	L	61-79	(A)

Lehigh (2-0)

H: 2-0, A: 0-0, N: 0-0

1996	W	82-66	(H)
2006	W	54-37	(H)

LaSalle (1-0)

H: 0-0, A: 0-0, N: 1-0

1977	W	114-94	(N)
------	---	--------	-----

Lewis-Clark State (2-0)

H: 2-0, A: 0-0, N: 0-0

1980	W	80-60	(H)
1981	W	110-80	(H)

Long Beach State (2-0)

H: 2-0, A: 0-0, N: 0-0

2008	W	84-69	(H)
2011	W	102-75	(H)

Long Island (1-0)

H: 1-0, A: 0-0, N: 0-0

1971	W	98-75	(H)
------	---	-------	-----

Louisiana State (3-2)

H: 1-1, A: 1-1, N: 1-0

1953	W	88-69	(N)NCAA
1984	L	48-51	(A)
1986	L	61-70	(H)
2007	W	88-72	(H)
2008	W	73-65	(A)

Louisiana Tech (0-1)

H: 0-0, A: 0-0, N: 0-1

1987	L	87-88	(N)
------	---	-------	-----

Louisville (1-2)

H: 0-0, A: 0-0, N: 1-2

1983	L	47-58	(N)
1987	W	69-54	(N)
2005	L	79-93	(N)NCAA

Loyola-Maryland (1-0)

H: 1-0, A: 0-0, N: 0-0

2013	W	85-63	(H)
------	---	-------	-----

Loyola Marymount (4-1)

H: 3-0, A: 1-1, N: 0-0

1979	W	82-68	(H)
1995	L	61-80	(A)
1997	W	85-60	(H)
2005	W	100-93	(A)
2006	W	112-54	(H)

Loyola-New Orleans (1-1)

H: 1-0, A: 0-1, N: 0-0

1967	L	87-88	(A)
1969	W	87-65	(H)

Manhattan (0-1)

H: 0-0, A: 0-0, N: 0-1

1975	L	73-81	(N)
------	---	-------	-----

Marquette (1-3)

H: 0-0, A: 0-1, N: 1-2

1966	L	74-75	(N)
1978	L	63-71	(A)
2010	W	80-78	(N) NCAA
2012	L	77-79	(N)

McNeese State (1-1)

H: 1-0, A: 0-0, N: 0-1

1986	L	92-96	ot (N)
------	---	-------	--------

2011	W	118-64	(H)
------	---	--------	-----

Memphis State (1-1)

H: 1-0, A: 0-1, N: 0-0

1988	L	57-86	(A)
1989	W	89-88	(H)

Miami, Fla. (3-0)

H: 3-0, A: 0-0, N: 0-0

1968	W	96-54	(H)
	W	81-80	(H)
1990	W	83-67	(H)

Miami, Ohio (1-1)

H: 1-0, A: 0-0, N: 0-1

1990	W	80-64	(H)
1999	L	58-59	(N)NCAA

Michigan (3-3)

H: 2-2, A: 0-1, N: 1-0

1937	W	40-23	(H)
	L	32-34	(H)
	L	33-39	(H)
1972	W	100-80	(N)
1995	W	65-61	(H)
1996	L	59-60	(A)

Michigan State (2-4)

H: 1-0, A: 1-1, N: 0-3

1942	W	45-42	(A)
1958	W	72-71	(H)
1965	L	93-92	(N)
1986	L	72-70	(N)NCAA
1996	L	64-50	(A) NIT
2011	L	71-76	(N)

Midwestern State (1-0)

H: 1-0, A: 0-0, N: 0-0

1983	W	96-81	(H)
------	---	-------	-----

Minnesota (9-7)

H: 7-3, A: 2-2, N: 0-2

1940	L	41-47	(H)
	L	26-28	(H)
	W	37-33	(H)
1947	W	61-47	(H)
	W	72-68	(H)
1948	L	37-47	(A)
	W	55-49	(A)
1950	L	53-55	(H)
	W	53-46	(H)
1952	W	55-51	(A)
1959	W	85-63	(H)
	W	73-57	(H)
1965	L	76-77	(N)
1990	L	60-77	(A)
1991	W	72-61	(H)
2012	L	67-68	ot (N)

Mississippi State (2-0)

H: 0-0, A: 0-0, N: 2-0

1968	W	82-80	(N)
2009	W	71-58	(N) NCAA

Missouri (4-3)

H: 2-1, A: 1-1, N: 1-1

1942	W	52-31	(H)
1970	W	92-80	(N)

1976	L	67-69	(N)NCAA
1983	W	55-48	(H)
1984	W	54-49	(A)
1994	L	71-86	(A)
1995	L	61-71	(H)

Montana (42-9)

H: 29-4, A: 12-5, N: 1-0

1924	W	34-22	(H)
	W	33-31	(H)
1925	W	37-25	(H)
	L	28-33	(A)
1926	W	28-19	(H)
	W	23-20	(A)
1927	W	46-17	(H)
	W	35-27	(A)
1928	W	44-24	(H)
	W	51-31	(A)
1929	W	42-20	(H)
	W	46-27	(A)
1932	W	44-16	(H)
	W	54-29	(H)
1934	L	29-32	(H)
	W	60-24	(H)
1935	W	44-22	(H)
	W	50-23	(H)
1938	W	59-52	(A)
	W	58-36	(A)
	W	42-24	(H)
	W	54-44	(H)
1939	W	34-28	(H)
	W	41-33	(H)
1940	W	39-34	(H)
	W	56-43	(H)
1941	L	41-47	(H)
	W	39-34	(H)
1962	W	59-42	(H)
	W	73-57	(H)
1963	W	59-50	(A)
	W	73-53	(A)
1967	W	85-72	(H)
	W	95-79	(A)
1968	W	76-65	(H)
	L	75-78	(A)
1969	W	78-75	(H)
1970	W	76-68	(A)

1971	W	86-67	(H)
1973	W	77-59	(A)
1979	W	58-44	(H)
1982	W	70-58	(A)
1983	L	65-72	(H)
1986	L	65-78	(A)
1991	W	78-62	(H)
1992	L	55-60	(A)
1994	L	73-80	ot (H)
1995	L	56-67	(A)
2005	W	88-77	(N)
NCAA			
2009	W	75-53	(H)
2010	W	63-59	(H)

Montana State (8-6)

H: 6-3, A: 2-2, N: 0-1

1927	L	34-43	(H)
	W	34-29	(H)
1964	L	61-73	(H)
	L	54-55	(N)
1968	W	98-74	(A)
1969	W	78-71	(H)
1970	W	88-68	(H)
1971	L	89-90	ot (A)
1974	W	107-76	(H)
1976	W	113-79	(H)
1982	W	94-70	(H)
1983	L	50-63	(A)
1987	W	98-90	ot (A)
NIT			
2003	L	53-56	(H)

Morgan State (2-0)

H: 2-0, A: 0-0, N: 0-0

2006	W	118-51	(H)
2009	W	81-67	(H)

Navy (1-1)

H: 0-0, A: 0-0, N: 1-1

1969	L	63-67	(N)
1971	W	80-69	(N)



Detlef Schrempf enjoyed a great college career, then spent 16 successful years in the NBA.

Nebraska (6-3)**H: 5-1, A: 1-2, N: 0-0**

1931	W	41-38	(H)
	W	27-24	(H)
	W	38-32	(H)
1951	W	54-49	(H)
	W	71-53	(H)
1976	W	75-63	(A)
1977	L	58-59	ot (H)
1987	L	76-81	(A) NIT
1997	L	63-67	(A) NIT

Nevada (6-3)**H: 3-2, A: 2-1, N: 1-0**

1984	W	64-54	(N)NCAA
1985	W	74-62	(H)
1986	W	70-66	(A)
1989	L	90-92	(H)
1991	W	61-60	(A)
	W	61-60	ot (H)
2011	W	90-60	(H)
2012	L	73-76	ot (A)
2013	L	73-76	(H)

Nevada-Las Vegas (1-2)**H: 1-1, A: 1-0, N: 0-0**

1980	W	93-73	(A) NIT
2002	W	77-64	(H)
2003	L	61-82	(A)

New Jersey Tech (1-0)**H: 1-0, A: 0-0, N: 0-0**

2008	W	88-47	(H)
------	---	-------	-----

New Mexico (4-2)**H: 2-0, A: 0-2, N: 2-0**

1984	L	53-54	(A)
1988	W	77-64	(H)
1999	W	70-61	(H)
2000	L	52-78	(A)
2006	W	81-71	(N)
2010	W	82-64	(N) NCAA

New Mexico State (3-1)**H: 2-0, A: 1-1, N: 0-0**

1999	W	73-53	(H)
2000	L	75-79	ot (A)
2001	W	81-77	(H)
2002	W	75-74	(A)

New York University (1-0)**H: 0-0, A: 1-0, N: 0-0**

1942	W	72-38	(A)
------	---	-------	-----

Nicholls State (1-0)**H: 1-0, A: 0-0, N: 0-0**

2007	W	102-74	(H)
------	---	--------	-----

North Carolina (0-2)**H: 0-0, A: 0-0, N: 0-2**

1973	L	72-89	(N)
2011	L	83-86	(N)NCAA

North Carolina State (1-1)**H: 1-0, A: 0-1, N: 0-0**

2004	L	72-77	(A)
2005	W	68-64	(H)

North Dakota (2-0)**H: 2-0, A: 0-0, N: 0-0**

1929	W	41-19	(H)
	W	45-30	(H)

North Dakota State (0-1)**H: 1-0, A: 0-0, N: 0-0**

1925	W	29-18	(H)
------	---	-------	-----

Northeast Louisiana (0-1)**H: 0-0, A: 0-0, N: 0-1**

1988	L	64-77	(N)
------	---	-------	-----

Northern Arizona (1-0)**H: 1-0, A: 0-0, N: 0-0**

1977	W	78-61	(H)
------	---	-------	-----

Northern Illinois (1-0)**H: 1-0, A: 0-0, N: 0-0**

2013	W	67-57	(H)
------	---	-------	-----

Northern Iowa (1-0)**H: 1-0, A: 0-0, N: 0-0**

2007	W	70-61	(H)
------	---	-------	-----

Northwestern (6-2)**H: 4-0, A: 0-2, N: 2-0**

1952	W	83-60	(H)
1959	L	69-75	(A)
1960	W	79-60	(H)
	W	67-61	(H)
1961	L	45-53	(A)
1970	W	86-81	(N)
1976	W	70-57	(N)
2012	W	76-55	(H) NIT

Notre Dame (1-1)**H: 1-0, A: 0-1, N: 0-0**

1984	W	63-61	2ot (H)
1985	L	50-57	(A)

Ohio State (8-4)**H: 6-0, A: 2-2, N: 0-2**

1939	W	43-41	(H)
	W	51-37	(H)
1947	W	49-45	(H)
	W	52-46	(H)
1948	W	61-55	(A)
	L	60-68	(A)
1952	W	78-43	(H)
1956	L	73-94	(A)
1962	L	49-59	(N)
1969	W	64-59	(A)
1973	W	67-63	(H)
2013	L	66-77	(N)

Oklahoma (1-2)**H: 0-0, A: 0-0, N: 1-2**

1943	L	43-48	(N)NCAA
1954	L	77-87	(N)
2005	W	96-91	(N)

Oklahoma State (4-8)**H: 3-3, A: 1-4, N: 0-1**

1951	L	57-61	(N)NCAA
1957	L	43-70	(A)
	W	49-44	(A)

1958	L	39-47	(H)
------	---	-------	-----

	L	39-43	(H)
--	---	-------	-----

1968	L	65-67	(A)
------	---	-------	-----

1969	W	46-44	(H)
------	---	-------	-----

	W	48-45	(H)
--	---	-------	-----

1998	L	66-81	(A)
------	---	-------	-----

2000	L	72-84	(H)
------	---	-------	-----

2008	L	71-96	(A)
------	---	-------	-----

2009	W	83-65	(H)
------	---	-------	-----

Old Dominion (3-1)**H: 2-0, A: 1-1, N: 0-0**

1995	W	71-61	(H)
------	---	-------	-----

1997	L	57-67	(A)
------	---	-------	-----

1998	W	86-72	(H)
------	---	-------	-----

2000	W	78-70	(A)
------	---	-------	-----

Oregon (187-108)**H: 112-34, A: 71-71, N: 4-3**

1904	W	19-16	(A)
------	---	-------	-----

1911	W	22-18	(A)
------	---	-------	-----

	L	13-27	(A)
--	---	-------	-----

	W	22-18	(H)
--	---	-------	-----

	W	18-17	(H)
--	---	-------	-----

1912	W	30-18	(H)
------	---	-------	-----

	W	11-10	(H)
--	---	-------	-----

	L	14-17	(A)
--	---	-------	-----

	L	13-17	(A)
--	---	-------	-----

1913	W	25-10	(H)
------	---	-------	-----

	W	25-10	(H)
--	---	-------	-----

	W	23-16	(A)
--	---	-------	-----

	W	29-15	(A)
--	---	-------	-----

1914	W	28-7	(H)
------	---	------	-----

	W	30-10	(H)
--	---	-------	-----

	W	16-12	(H)
--	---	-------	-----

	W	16-10	(A)
--	---	-------	-----

	W	15-14	(A)
--	---	-------	-----

	L	9-24	(A)
--	---	------	-----

1915	W	32-15	(H)
------	---	-------	-----

	W	32-21	(H)
--	---	-------	-----

	W	21-13	(A)
--	---	-------	-----

	W	27-19	(A)
--	---	-------	-----

1917	W	33-12	(A)
------	---	-------	-----

	W	33-16	(A)
--	---	-------	-----

	W	32-15	(H)
--	---	-------	-----

	W	37-18	(H)
--	---	-------	-----

1918	L	17-19	(A)
------	---	-------	-----

	L	20-27	(A)
--	---	-------	-----

	L	22-23	ot (H)
--	---	-------	--------

	W	33-17	(H)
--	---	-------	-----

1919	W	26-24	(H)
------	---	-------	-----

	W	19-13	(H)
--	---	-------	-----

	L	19-25	(A)
--	---	-------	-----

	L	19-37	(A)
--	---	-------	-----

1920	W	38-26	(H)
------	---	-------	-----

	L	26-29	(H)
--	---	-------	-----

	W	23-19	(A)
--	---	-------	-----

	L	20-23	(A)
--	---	-------	-----

1921	W	36-31	(H)
------	---	-------	-----

	W	50-26	(H)
--	---	-------	-----

1922	W	76-15	(H)
------	---	-------	-----

	W	48-19	(H)
--	---	-------	-----

	W	46-19	(A)
--	---	-------	-----

	W	40-26	(A)
--	---	-------	-----

1923	W	34-32	(A)
------	---	-------	-----

	W	39-27	(H)
--	---	-------	-----

1924	L	28-29	(A)
------	---	-------	-----

	W	29-22	(H)
--	---	-------	-----

1925	W	33-29	(A)
------	---	-------	-----

	L	26-35	(H)
--	---	-------	-----

1926	L	20-34	(H)
------	---	-------	-----

	L	21-26	(A)
--	---	-------	-----

1927	L	25-50	(H)
------	---	-------	-----

	W	32-24	(A)
--	---	-------	-----

1928	W	24-17	(A)
------	---	-------	-----

	L	39-41	(H)
--	---	-------	-----

1929	W	38-29	(H)
------	---	-------	-----

	W	50-44	(A)
--	---	-------	-----

1930	W	37-23	(A)
------	---	-------	-----

	W	32-31	(A)
--	---	-------	-----

	W	32-25	(H)
--	---	-------	-----

	W	38-31	(H)
--	---	-------	-----

1931	W	43-21	(H)
------	---	-------	-----

	W	40-36	(H)
--	---	-------	-----

	W	31-26	(A)
--	---	-------	-----

	W	38-26	(A)
--	---	-------	-----

1932	W	44-32	(A)
------	---	-------	-----

	W	33-23	(A)
--	---	-------	-----

	W	38-29	(H)
--	---	-------	-----

	W	27-21	(H)
--	---	-------	-----

1933	W	56-38	(A)
------	---	-------	-----

	W	44-34	(A)
--	---	-------	-----

	L	26-41	(H)
--	---	-------	-----

	W	34-28	(H)
--	---	-------	-----

1934	W	32-28	(H)
------	---	-------	-----

	W	34-25	(H)
--	---	-------	-----

	W	34-32	(A)
--	---	-------	-----

	W	36-30	(A)
--	---	-------	-----

1935	W	42-36	(A)
------	---	-------	-----

	W	22-20	(A)
--	---	-------	-----

	W	39-27	(H)
--	---	-------	-----

	L	30-35	(H)
--	---	-------	-----

ALL-TIME SERIES SCORES

1968	W	84-73	(H)			L	73-85	(H)	1920	W	22-20	(H)			W	40-34	(H)	1958	L	58-81	(A)
	L	83-85	(A)		2002	W	97-92	(H)		L	12-20	(H)			W	34-33	(H)		L	45-42	(H)
1969	W	60-54	(H)			L	84-90	(A)		L	10-31	(A)			L	23-36	(A)	1959	W	69-59	(A)
	L	75-79	(A)			L	64-86	(N)		L	16-17	(A)			L	28-34	(A)		W	75-59	(H)
1970	L	73-83	(A)		2003	L	66-91	(A)	1921	W	29-24	(H)			L	35-45	(A)	1960	W	57-51	(H)
	W	53-46	(A)			W	78-66	(H)		W	47-19	(H)			W	43-38	(A)		W	62-52	(A)
	W	90-73	(H)		2004	L	74-84	(A)	1922	W	39-30	(A)			W	47-40	(H)	1961	W	58-47	(H)
1971	W	82-75	(H)			W	83-74	(H)		W	32-31	(A)			L	41-51	(H)		L	46-74	(A)
	L	76-101	(A)		2005	W	77-56	(H)		L	21-26	(A)		1943	L	39-42	(A)	1962	L	48-55	(A)
1972	W	85-55	(H)			W	95-88	ot (A)		L	27-31	ot (A)			W	44-39	(A)		W	73-61	(H)
	W	81-75	(A)		2006	W	78-59	(H)	1923	L	28-38	(A)			W	53-33	(H)	1963	L	45-57	(H)
1973	L	65-69	ot (A)			W	75-72	(A)		L	25-28	(H)			W	44-35	(H)		L	48-65	(A)
	W	83-75	(H)			L	73-84	(N)Pac-10	1924	W	27-20	(H)		1944	W	38-33	(A)	1964	L	60-91	(A)
1974	W	83-77	(N)		2007	W	89-77	(H)		L	26-33	(A)			W	42-36	(A)		L	59-67	(H)
	L	88-90	(A)			L	85-93	(A)	1925	W	32-17	(H)			W	54-30	(H)	1965	L	63-67	(A)
	W	84-82	ot (H)		2008	W	78-70	(H)		L	16-27	(A)			W	56-29	(H)		W	79-70	(H)
1975	L	66-68	(H)			L	58-71	(A)	1926	L	21-28	(A)		1945	W	20-17	(N)		L	45-54	(A)
	L	96-97	(A)		2009	W	84-67	(A)		W	29-21	(H)			L	19-32	(H)	1966	W	45-44	(H)
1976	W	77-70	(H)			W	103-84	(H)	1927	W	41-27	(H)			W	48-45	(H)		L	59-67	(A)
	W	67-62	(A)		2010	L	79-90	(H)		L	27-31	(A)			W	42-22	(H)		L	43-54	(H)
1977	L	68-72	ot (A)			W	86-72	(A)	1928	W	23-22	(A)			L	43-57	(A)	1967	L	57-61	(A)
	L	60-61	(H)		2011	W	87-69	(H)		W	29-26	(H)			L	43-63	(A)		L	66-69	(H)
1978	W	58-52	(H)			L	76-81	(A)	1929	W	35-24	(H)		1946	L	37-53	(A)	1968	W	68-56	(H)
	L	60-64	(A)			W	69-51	(N)Pac-10		W	37-28	(A)			L	48-58	(A)		L	72-74	(A)
1979	W	82-70	(H)		2012	W	76-60	(H)	1930	L	24-34	(H)			W	47-41	(H)	1969	W	60-42	(H)
	L	71-73	(A)			L	57-82	(A)		W	36-24	(H)			L	36-55	(H)		L	52-82	(A)
1980	W	58-46	(A)			W	90-86	(H) NIT		L	32-34	(A)		1947	L	37-59	(H)	1970	W	85-65	(N)
	W	70-65	(H)		2013	L	76-81	(A)		L	17-19	(A)			W	60-44	(H)		L	47-60	(A)
1981	W	102-91	(H)			L	52-65	(H)	1931	W	31-23	(A)			L	52-56	(A)		W	46-43	(H)
	W	70-68	(A)			L	77-80	ot (N)Pac-12		L	23-37	(A)			L	63-84	(A)	1971	W	93-85	ot (H)
1982	W	76-70	(A)							W	39-30	(H)		1948	L	63-71	(A)		L	52-71	(A)
	L	78-82	(H)							W	28-26	(H)			L	55-74	(A)	1972	W	86-73	(H)
1983	L	47-52	(A)						1932	L	24-26	(H)			W	52-26	(H)		W	70-69	(A)
	W	79-66	(H)							W	30-27	(H)			W	27-23	(H)	1973	L	63-89	(A)
1984	W	60-53	(H)							L	14-30	(A)			W	59-42	(A) ND		W	83-72	(H)
	W	79-58	(A)							W	32-27	(A)	1933		L	62-64	(H)	1974	W	65-56	(N)
1985	W	88-62	(H)							L	34-42	(A)			L	50-52	(H)		L	63-87	(A)
	L	66-70	(A)							W	30-24	(A)			W	54-43	(H)		W	68-63	(H)
1986	W	61-56	(A)							L	29-33	(H)			L	44-54	(A)	1975	L	63-65	(H)
	W	73-67	(H)							L	26-32	(H)			L	45-49	(A)		L	78-86	(A)
1987	L	67-77	(A)						1934	L	21-25	(A)		1950	L	46-56	(A)	1976	L	+ 70-72	(H)
	W	81-74	ot (H)		1913	W	28-15	(H)		L	18-28	(A)			W	52-44	(A)		L	64-73	(A)
	W	70-56	(N)Pac-10			W	18-14	(H)		W	24-21	(H)			W	47-45	(H)	1977	W	90-76	(A)
1988	W	75-63	(H)			L	14-18	(A)		W	35-26	(H)		1951	W	57-54	(H)		W	81-69	(H)
	L	64-69	(A)							W	30-25	(H)			W	41-40	(A)	1978	W	64-61	(H)
1989	W	71-70	(A)		1914	W	32-23	(H)		L	30-25	(H)			L	41-46	(A)		L	60-64	(A)
	W	78-69	(H)			W	32-9	(H)		L	26-31	(A)			W	74-38	(H)	1979	L	66-68	(H)
1990	L	54-65	(A)			W	28-10	(H)		L	17-28	(A)			W	40-36	(H)		L	69-75	(A)
	L	53-58	(H)			W	22-18	(A)	1936	W	51-33	(A)		1952	W	46-37	(A)	1980	L	84-89	(A)
1991	W	88-86	(H)			L	13-20	(A)		W	35-31	(A)			W	49-41	(A)		L	73-82	(H)
	L	64-67	(A)			W	32-15	(A)		W	39-30	(H)			W	69-56	(H)	1981	L	91-97	ot (H)
1992	W	72-71	(A)		1915	W	20-18	(H)		W	25-19	(H)			W	54-37	(H)		L	63-89	(A)
	W	71-55	(H)			W	25-14	(H)		W	35-29	(H)		1953	W	77-54	(H)	1982	L	43-63	(A)
1993	W	70-53	(H)			W	23-14	(A)		(1936 Olympic Trials)					W	68-56	(H)		L	44-55	(H)
	L	70-85	(A)			W	26-16	(A)	1937	W	37-31	(H)			W	69-53	(A)	1983	L	51-72	(A)
1994	L	60-61	(A)		1916	W	24-21	(H)		W	38-28	(H)			W	73-60	(A)		L	50-60	(H)
	L	71-86	(H)			L	22-25	(H)		L	27-28	(A)		1954	L	49-61	(H)	1984	W	72-58	(H)
1995	L	83-92	(H)			L	21-26	(A)		L	22-40	(A)			L	51-54	(H)		L	52-64	(A)
	L	63-88	(A)			L	9-25	(A)	1938	L	28-43	(A)			L	47-70	(A)	1985	L	45-52	(H)
1996	W	72-69	(A)		1917	W	27-20	(A)		W	27-25	(A)			W	51-47	(A)		W	60-45	(A)
	L	52-55	(H)			W	14-27	(A)		W	37-29	(H)		1955	W	58-57	ot (H)	1986	W	73-72	(A)
1997	W	78-77	(H)			W	11-3	(H)		W	40-30	(H)			L	38-66	(A)		W	65-55	(H)
	L	59-69	(A)		1918	W	25-13	(H)	1939	W	34-21	(H)			L	63-70	(A)	1987	L	50-71	(A)
1998	W	81-71	(A)			L	8-19	(A)		W	30-20	(H)			L	51-55	(H)		W	63-61	(H)
	W	62-61	(H)			L	8-19	(A)		W	41-35	(A)			L	43-57	(H)	1988	W	63-59	(H)
1999	W	86-76	ot (H)			L	9-41	(H)		L	41-48	(A)		1956	W	83-63	(A)		L	57-69	(A)
	L	81-94	(A)			L	12-36	(H)	1940	L	26-45	(A)			W	66-58	(A)		L	61-80	(N)Pac-10
2000	L	72-74	ot (H)		1919	L	16-24	(A)		L	32-49	(A)		1957	L	58-71	(A)	1989	L	70-71	(A)
	W	67-58	(A)			L	17-18	(A)		L	31-46	(H)			W	64-53	(H)		L	66-106	(H)
2001	W	72-71	ot (A)			W	18-17	(H)		W	41-35	(H)			W	58-51	(H)	1990	L	63-70	(A)
						W	28-16	(H)													

Oregon State (155-138)

H: 103-40, A: 49-97, N: 4-2

	W	66-57	(H)
1991	L	60-70	(H)
	L	63-80	(A)
1992	L	58-82	(A)
	L	67-77	(H)
1993	L	70-73	(H)
	W	61-51	(A)
1994	L	71-75	ot (A)
	W	62-49	(H)
1995	W	75-57	(H)
	W	65-63	(A)
1996	L	55-63	(A)
	W	50-40	(H)
1997	W	77-72	(H)
	W	87-78	(A)
1998	W	70-55	(A)
	W	84-74	(H)
1999	W	70-50	(H)
	W	82-69	(A)
2000	L	57-74	(H)
	L	47-71	(A)
2001	L	56-63	(A)
	L	69-83	(H)
2002	L	53-68	(H)
	W	68-63	(A)
2003	L	62-82	(A)
	L	72-80	(H)
2004	W	103-99	ot (A)
	W	80-79	(H)
2005	W	108-68	(H)
	L	73-90	(A)
2006	W	69-65	(H)
	W	96-63	(A)
2007	W	91-74	(H)
	L	65-73	(A)
2008	W	83-74	(H)
	W	97-59	(A)
2009	W	85-59	(A)
	W	79-60	(H)
2010	W	76-70	(H)
	W	82-70	(A)
	W	59-52	(N)Pac-10
2011	W	103-72	(H)
	L	56-68	(A)
2012	W	95-80	(H)
	W	75-72	(A)
	L	84-86	(N)Pac-12

2013	L	66-74	(A)
	W	72-62	(H)

+ Oregon State forfeited a win in 1976 due to the use of an ineligible player

Pacific, Calif. (6-1)

H: 6-0, A: 1-1, N: 1-0

1972	L	71-86	(A)
1982	W	87-71	(H)
1983	W	70-53	(A)
1989	W	89-70	(H)
1994	W	57-45	(H)
2005	W	97-79	(N)NCAA
2009	W	72-54	(H)

Pacific Univ., Ore. (1-0)

H: 1-0, A: 0-0, N: 0-0

1990	W	82-59	(H)
------	---	-------	-----

Pacific Lutheran (2-1)

H: 1-1, A: 1-0, N: 0-0

1941	L	30-40	(H)
	W	57-29	(H)
1948	W	61-36	(A)

Pennsylvania (0-2)

H: 0-1, A: 0-0, N: 0-1

1989	L	69-70	(N)
1994	L	68-71	(H)

Pepperdine (1-0)

H: 1-0, A: 0-0, N: 0-0

2007	W	99-91	(H)
------	---	-------	-----

Phillips University (1-0)

H: 1-0, A: 0-0, N: 0-0

1982	W	73-46	(H)
------	---	-------	-----

Pittsburgh (2-2)

H: 2-1, A: 0-1, N: 0-0

1951	W	54-44	(H)
	W	74-45	(H)
2007	L	61-65	(A)
2008	L	74-75	(H)

Portland (14-2)

H: 9-0, A: 5-2, N: 0-0

1944	W	36-32	(A)
1972	W	76-63	(H)
1977	W	80-69	(A)
1987	W	74-47	(H)
1988	W	73-63	(A)
1991	W	115-80	(H)
1994	L	64-70	(A)
1996	W	71-59	(H)
1997	W	80-77	(A)
1998	W	70-68	(A)
1999	W	81-72	(H)
2008	W	67-63	(H)
2009	L	74-80	(A)
2010	W	89-54	(H)
2011	W	94-72	(H)
2012	W	93-63	(H)

Portland State (9-0)

H: 9-0, A: 0-0, N: 0-0

1972	W	101-85	(H)
1973	W	64-59	(H)
1997	W	83-70	(H)
2001	W	94-63	(H)
2004	W	73-65	(H)
2007	W	105-73	(H)
2008	W	84-65	(H)
2009	W	84-83	(H)
2010	W	111-55	(H)

Providence (1-0)

H: 0-0, A: 1-0, N: 0-0

1981	W	60-51	(A)
------	---	-------	-----

Puget Sound (20-4)

H: 17-2, A: 3-2, N: 0-0

1906	L	19-43	(H)
1909	W	42-29	(H)
	W	55-9	(H)
1915	W	88-23	(H)
1916	W	40-17	(H)
1918	W	25-20	(H)
1921	W	100-73	(H)
1924	W	45-12	(H)
1928	W	31-20	(H)
	L	21-35	(A)
1929	W	46-19	(H)
	W	53-29	(A)
1932	W	28-6	(H)
1933	W	68-25	(H)
	W	43-32	(A)
1934	W	63-26	(H)
1936	W	52-40	(A)
	W	80-19	(H)
1937	L	29-30	(A)
	W	51-20	(H)
1947	W	64-38	(H)
1948	W	63-30	(H)
1949	L	41-48	(H)
1950	W	58-42	(H)

Purdue (1-5)

H: 1-1, A: 0-2, N: 0-2

1948	L	50-60	(A)
1962	L	73-75	(N)
1967	L	70-85	(A)
1968	W	98-87	(H)

	L	77-84	(H)
2009	L	74-76	(N)NCAA

Rice (1-1)

H: 0-1, A: 0-0, N: 1-0

1978	W	70-57	(N)
1993	L	60-68	(H)

Richmond (1-0)

H: 0-0, A: 0-0, N: 1-0

1998	W	81-66	(N)NCAA
1968	L	74-79	(N)

Sacred Heart (1-0)

H: 1-0, A: 0-0, N: 0-0

2005	W	114-53	(H)
------	---	--------	-----

St. Joseph's (0-1)

H: 0-0, A: 0-0, N: 0-1

1968	L	74-79	(N)
------	---	-------	-----

Saint Louis (7-8)

H: 4-3, A: 1-5, N: 2-0

1952	W	58-53	(A)
1953	W	66-59	(H)
	W	61-57	(H)
1954	L	67-73	(A)
1955	W	72-70	(H)
	L	64-73	(H)
1956	L	77-85	(A)
1958	L	63-89	(A)
1963	L	39-64	(H)
1967	W	91-82	(N)
1999	W	69-60	(N)
2001	L	61-69	(H)
2002	L	70-71	(A)
2012	L	64-77	(A)
2013	W	66-61	(H)

St. Martin's (1-0)

H: 1-0, A: 0-0, N: 0-0

1923	W	58-15	(H)
2007		108-74	(H) Exhib.

Saint Mary's (6-0)

H: 3-0, A: 3-0, N: 0-0

1983	W	75-67	(A)
1984	W	69-51	(H)
1985	W	68-48	(H)
1986	W	75-54	(A)
1998	W	68-65	ot (H)
2000	W	73-60	(A)

San Diego (1-1)

H: 0-1, A: 1-0, N: 0-0

2001	L	54-72	(H)
2002	W	98-94	(A)

San Diego State (2-0)

H: 1-0, A: 1-0, N: 0-0

2004	W	92-81	(A)
2005	W	98-69	(H)

San Francisco (2-0)

H: 2-0, A: 0-0, N: 0-0

2010	W	86-71	(H)
2011	W	80-52	(H)

San Jose State (2-0)

H: 2-0, A: 0-0, N: 0-0

1976	W	88-69	(H)
2010	W	80-70	(H)

Santa Clara (5-1)

H: 3-0, A: 1-1, N: 1-0

1951	W	56-34	(H)
1953	W	74-62	(N)NCAA
1976	W	76-50	(H)
1978	L	75-82	(A)
2002	W	69-49	(H)
2003	W	72-55	(A)

Seattle Pacific (10-0)

H: 10-0, A: 0-0, N: 0-0

1971	W	70-48	(H)
1973	W	86-66	(H)
1974	W	68-63	(H)
1975	W	83-73	(H)
1976	W	93-72	(H)
1977	W	63-43	(H)
1978	W	78-70	(H)
1981	W	93-87	(H)
1982	W	82-58	(H)
2001		83-81	ot (A) Exhib.
2005	W	89-71	(H)
2012	W	77-60	(H) Exhib.

Seattle University (24-4)

H: 13-1, A: 5-0, N: 6-3

1953	W	92-70	(N)NCAA
1970	W	86-78	(H)
	L	72-80	(N)
1971	W	87-85	(H)
	L	81-86	(N)
1972	W	96-74	(N)
	W	91-79	(H)
1973	W	68-56	(N)
	W	74-67	(H)
1974	W	81-74	(N)
	W	86-64	(H)
1975	W	50-45	(N)
	W	80-72	(H)
1976	W	72-66	(H)
	W	106-75	(N)
1977	L	64-78	(N)
	W	55-54	(H)
1978	W	85-58	(A)
	W	69-60	(H)
1979	L	78-82	(H)
	W	91-82	(A)
1980	W	89-67	(A)
	W	83-77	(H)
2009	W	87-60	(H)
2010	W	123-76	(H)
2011	W	95-74	(A)
2012	W	91-83	(H)
2013	W	87-74	(A)

Seton Hall (1-0)


H: 0-0, A: 0-0, N: 1-0

2013	W	84-73	ot (N)
------	---	-------	--------

South Alabama (0-1)

H: 0-0, A: 0-1, N: 0-0

1998	L	52-69	(A)
------	---	-------	-----



In 2005, Bobby Jones (pictured) and the Huskies started its current streak of eight-straight home wins over UCLA.

ALL-TIME SERIES SCORES

South Carolina State (1-0)

H: 0-0, A: 0-0, N: 1-0

1992 W 61-47 (N)

South Dakota State (0-1)

H: 0-1, A: 0-0, N: 0-0

2012 L 73-92 (H)

Southeastern Louisiana (1-0)

H: 1-0, A: 0-0, N: 0-0

1987 W 75-61 (H)

Southern Utah (1-0)

H: 1-0, A: 0-0, N: 0-0

2007 W 87-72 (H)

Southwest Missouri State (0-1)

H: 0-0, A: 0-0, N: 0-1

1991 L 61-68 (N)

Stanford (68-70)

H: 47-19, A: 17-49, N: 4-2

1916 W 35-19 (A)
 1921 L 14-25 (A)
 L 22-30 (A)
 W 28-25 (H)
 W 17-16 (H)
 1936 W 32-28 (H)
 W 49-38 (H)
 L 39-60 (A) PCC
 L 38-48 (A) PCC
 1950 W 62-56 (H)
 1954 L 51-66 (H)
 L 61-63 (H)
 1956 L 55-72 (A)
 L 68-73 (A)
 W 57-42 (H)
 L 46-58 (H)
 1957 L 63-70 (A)
 W 68-64 (H)
 1958 W 60-54 (A)
 W 69-58 (H)
 1959 L 49-51 (A)
 W 75-52 (H)
 1960 L 55-58 (A)
 L 42-54 (H)
 1961 L 58-61 ot (A)
 W 51-49 (A)
 W 71-47 (H)
 1962 L 59-64 (A)
 W 73-61 (H)
 W 65-49 (H)
 1963 L 62-63 2ot (N)
 L 48-57 (A)
 L 49-58 (A)
 W 49-48 (H)
 1964 L 52-75 (A)
 L 47-64 (A)
 W 69-67 (H)
 1965 L 68-80 (A)
 L 70-78 (H)
 1966 L 78-83 ot (H)
 L 73-75 (A)
 1967 W 79-73 (H)
 W 85-82 (A)
 1968 L 75-97 (A)
 W 91-80 (H)

1969 W 76-59 (A)
 W 68-45 (H)
 1970 W 76-73 ot (H)
 W 78-72 (A)
 1971 W 81-80 (A)
 W 72-69 (H)
 1972 L 80-85 ot (A)
 W 90-78 (H)
 1973 L 55-76 (H)
 L 66-76 (A)
 1974 L 68-88 (A)
 W 84-70 (H)
 1975 W 69-68 (H)
 W 69-68 (A)
 1976 W 87-81 (A)
 W 80-59 (H)
 1977 W 98-77 (H)
 L 69-74 (A)
 1978 L 68-72 (A)
 L 74-81 (H)
 1979 L 69-80 (A)
 W 84-63 (H)
 1980 W 81-59 (H)
 L 78-79 ot (A)
 1981 W 65-57 (A)
 W 89-71 (H)
 1982 W 75-70 (H)
 W 53-52 (A)
 1983 W 84-65 (H)
 L 63-77 (A)
 1984 L 74-78 (A)
 W 68-63 (H)
 1985 W 78-69 (H)
 W 67-47 (A)
 1986 W 70-69 (A)
 W 96-87 (H)
 1987 L 77-82 (A)
 W 70-65 (H)
 W 86-71 (N)Pac-10
 1988 L 70-86 (A)
 W 84-82 2ot (H)
 1989 L 69-71 (H)
 L 74-82 ot (H)
 1990 W 71-59 (H)
 L 59-48 (A)
 1991 L 55-87 (A)
 L 59-60 (H)
 1992 L 58-64 (H)
 L 66-78 (A)
 1993 W 68-67 (A)
 W 56-51 (H)
 1994 L 65-67 (A)
 L 61-76 (H)
 1995 L 51-65 (H)
 L 65-74 (A)
 1996 W 74-71 (H)
 L 56-71 (A)
 1997 L 67-78 (A)
 W 75-61 (H)
 1998 L 72-74 (H)
 L 70-93 (A)
 1999 L 60-67 (A)
 L 57-89 (H)
 2000 L 62-92 (A)
 L 52-77 (H)
 2001 L 63-94 (H)
 L 79-99 (A)
 2002 L 60-105 (A)
 L 65-91 (H)

2003 W 73-68 (H)
 L 69-78 (A)
 2004 L 72-85 (A)
 W 75-62 (H)
 L 66-77 (N)
 2005 W 76-73 (H)
 L 67-77 (A)
 W 66-63 (N)
 2006 L 67-76 ot (A)
 W 75-57 (H)
 2007 L 77-78 (A)
 W 64-52 (H)
 2008 L 51-65 (H)
 L 79-82 (A)
 2009 W 84-83 (H)
 W 75-68 (A)
 W 85-73 (N)Pac-10
 2010 W 94-61 (H)
 W 78-61 (A)
 W 79-64 (N)Pac-10
 2011 L 56-58 (A)
 W 87-76 (H)
 2012 W 76-63 (H)
 2013 W 65-60 (A)

Syracuse (0-1)

H: 0-0, A: 0-0, N: 0-1

2008 L 85-91 (N)

Temple (2-0)

H: 0-0, A: 1-0, N: 1-0

1942 W 64-36 (A)
 1975 W 54-46 (N)

Texas (0-2)

H: 0-0, A: 0-1, N: 0-1

1943 L 55-59 (N)NCAA
 1992 L 83-104 (A)

Texas A&M (2-4)

H: 1-1, A: 0-1, N: 1-2

1951 W 62-40 (N)NCAA
 1964 L 53-61 (N)
 1982 L 65-69 (H) NIT
 2008 L 63-77 (N)
 2010 W 73-64 (H)
 2011 L 62-63 (A)

Texas Tech (6-3)

H: 3-1, A: 2-1, N: 1-1

1968 W 76-71 (A)
 1971 L 71-76 (H)
 1976 W 83-61 (N)
 1981 L 85-98 2ot (N)
 1984 W 54-45 (H)
 1985 W 59-57 2ot (H)
 1991 W 59-57 (A)
 2010 L 92-99 ot (A)
 2011 W 108-79 (H)

Texas-El Paso (3-4)

H: 1-2, A: 0-2, N: 2-0

1964 W 57-49 (H)
 1977 W 54-49 (N)
 1986 W 82-53 (N)
 1992 L 50-55 (H)
 1993 L 68-73 (A)
 2001 L 61-73 (H)

2002 L 62-74 (A)

Texas Southern (1-0)

H: 1-0, A: 0-0, N: 0-0

2009 W 88-52 (H)

Toledo (1-0)

H: 0-0, A: 1-0, N: 0-0

1980 W 71-70 ot (A)

Towson State (1-0)

H: 1-0, A: 0-0, N: 0-0

1990 W 73-68 (H)

Tulsa (1-1)

H: 1-0, A: 0-0, N: 0-1

1966 L 76-92 (N)
 1986 W 72-68 ot (H)

UAB (0-1)

H: 0-0, A: 0-0, N: 0-1

2004 L 100-102 (N)

UC Irvine (0-1)

H: 0-1, A: 0-0, N: 0-0

2001 L 55-56 (H)

UCLA (40-94)

H: 32-32, A: 7-61, N: 1-1

1937 W 52-31 (A)
 1951 W 70-51 (H) PCC
 W 71-54 (H) PCC
 1952 W 60-52 (H)
 W 76-61 (H)
 L 53-65 (A) PCC
 W 53-50 (A) PCC
 L 50-60 (A) PCC
 1953 W 53-49 (A)
 L 47-54 (A)
 1956 L 60-61 (A)
 L 75-82 (A)
 1957 L 65-68 (H)
 W 90-74 (H)
 1958 L 62-67 (H)
 L 68-89 (A)
 1959 W 68-63 (H)
 L 55-56 (A)
 1960 L 55-57 (A)
 L 54-55 (A)
 W 84-73 (H)
 1961 W 58-45 (H)
 L 58-62 (H)
 L 68-84 (A)
 1962 L 57-72 (A)
 L 63-75 (A)
 L 66-69 (H)
 1963 W 62-61 (H)
 W 67-63 (H)
 L 52-80 (A)
 1964 L 58-73 (A)
 L 60-88 (A)
 L 64-78 (H)
 1965 L 75-78 (A)
 L 73-83 (H)
 1966 L 67-89 (H)
 L 71-100 (A)
 1967 L 68-83 (H)
 L 43-71 (A)

1968 L 65-93 (A)
 L 67-84 (H)
 1969 L 51-62 (A)
 L 44-53 (H)
 1970 L 56-66 (H)
 L 85-101 (A)
 1971 L 69-78 (A)
 L 69-71 (H)
 1972 L 70-109 (A)
 L 83-100 (H)
 1973 L 67-76 (H)
 L 62-93 (A)
 1974 L 48-100 (H)
 L 65-99 (A)
 1975 L 82-92 (A)
 W 103-81 (H)
 1976 L 87-92 (H)
 L 76-78 (A)
 1977 L 65-75 (A)
 W 78-73 (H)
 1978 L 60-79 (H)
 L 64-104 (A)
 1979 L 61-86 (A)
 W 69-68 (H)
 1980 L 59-76 (H)
 W 72-70 (A)
 1981 L 74-96 (A)
 L 72-91 (H)
 1982 W 56-50 (H)
 L 67-68 (A)
 1983 L 65-84 (A)
 L 66-90 (H)
 1984 W 89-81 3ot (H)
 L 59-73 (A)
 1985 L 51-63 (A)
 W 67-61 (H)
 1986 W 90-65 (H)
 L 89-94 ot (A)
 1987 W 90-80 (H)
 W 95-87 (A)
 L 64-76 (A)Pac-10
 1988 L 71-78 (A)
 L 87-97 (H)
 1989 L 74-93 (H)
 L 78-101 (A)
 L 54-64 (N)Pac-10
 1990 L 56-58 (H)
 L 61-74 (A)
 1991 W 86-68 (H)
 L 60-73 (A)
 1992 L 61-74 (A)
 L 79-80 (H)
 1993 W 81-67 (H)
 L 64-93 (A)
 1994 L 62-82 (H)
 L 76-79 (A)
 1995 L 57-75 (A)
 L 66-74 (H)
 1996 L 70-78 (H)
 L 88-91 ot (A)
 1997 L 70-79 (A)
 L 85-87 (H)
 1998 L 94-105 (A)
 W 95-94 (H)
 1999 W 93-83 (H)
 L 62-79 (A)
 2000 W 63-62 (H)
 L 64-90 (A)
 2001 L 64-86 (A)
 W 96-94 (H)

2002	L	79-85	(H)
	L	62-74	(A)
2003	L	67-77	(H)
	L	72-83	(A)
2004	L	84-86	ot (H)
	L	75-80	(A)
	W	91-83	(N)Pac-10
2005	L	86-95	(A)
	W	82-70	(H)
2006	W	69-65	(A)
	W	70-67	(H)
2007	L	74-96	(A)
	W	61-51	(H)
2008	L	55-69	(A)
	W	71-61	(H)
2009	W	86-75	(H)
	L	76-85	(A)
2010	L	61-62	(A)
	W	97-68	(H)
2011	W	74-63	(A)
	W	70-63	(H)
2012	W	71-69	(H)
	L	69-75	(A)
2013	L	57-59	(A)
	L	54-61	(H)

UC Riverside (1-0)**H: 1-0, A: 0-0, N: 0-0**

2004	W	91-78	(H)
------	---	-------	-----

UC-San Diego (1-0)**H: 1-0, A: 0-0, N: 0-0**

1992	W	77-53	(H)
------	---	-------	-----

UC-Santa Barbara (3-0)**H: 2-0, A: 1-0, N: 0-0**

1982	W	72-62	(A)
1983	W	75-55	(H)
2012	W	87-80	(H)

UNC Wilmington (1-1)**H: 1-0, A: 0-1, N: 0-0**

1999	W	70-63	(H)
2000	W	68-59	(A)

USC (69-69)**H: 38-31, A: 28-39, N: 2-0**

1925	W	40-23	(H)
1928	L	50-53	(A) PCC
	L	26-27	(A) PCC
1930	L	31-46	(A) PCC
	W	36-32	(A) PCC
	L	29-35	(A) PCC
1934	L	25-27	(A) PCC
	W	43-41	(A) PCC
	W	34-30	(A) PCC
1935	W	39-30	(H)
	L	24-40	(H)
1936	W	41-27	(H)
	(1936 Olympic Trials)		
1937	L	31-45	(A)
1943	W	53-51	(H) PCC
	W	52-45	(H) PCC
1956	W	105-84	(H)
	W	71-67	(H)
1957	W	80-61	(N)
	W	76-72	(A)
	W	80-78	(A)

1958	L	54-60	(H)
	L	65-76	(A)
1959	W	76-55	(H)
	L	74-80	ot (A)
1960	L	52-53	(H)
	L	68-69	(H)
	W	59-49	(A)
1961	L	56-66	(A)
	L	72-83	(A)
	W	61-55	(H)
1962	W	85-67	(H)
	L	64-78	(H)
	L	68-75	(A)
1963	L	61-64	(A)
	W	62-61	(A)
	L	53-59	(H)
1964	W	66-60	(H)
	L	59-66	(H)
	L	64-85	(A)
1965	W	78-77	(A)
	L	70-77	(H)
1966	L	57-67	(H)
	W	76-73	(A)
1967	L	74-83	(H)
	L	69-106	(A)
1968	L	56-68	(A)
	L	68-76	(H)
1969	L	56-69	(A)
	L	51-69	(H)
1970	W	90-86	(N)
	W	77-72	2ot (H)
	L	81-84	(A)
1971	L	72-79	(A)
	L	80-81	(H)
1972	L	68-85	(A)
	W	78-62	(H)
1973	L	79-85	(H)
	W	73-70	(A)
1974	L	76-90	(H)
	L	64-79	(A)
1975	L	87-89	(A)
	W	89-88	(H)
1976	W	91-79	(H)
	W	93-75	(A)
1977	L	70-83	(A)
	W	72-58	(H)
1978	L	73-81	(H)
	W	84-79	(A)
1979	L	59-69	(A)
	L	59-61	(H)
1980	W	80-72	(H)
	L	68-77	(A)
1981	W	63-61	ot (H)
	L	81-90	(A)
1982	W	73-72	ot (H)
	L	70-76	(A)
1983	L	60-73	(A)
	W	82-73	(H)
1984	W	79-47	(H)
	W	71-66	(A)
1985	W	66-50	(A)
	L	50-61	(H)
1986	W	91-75	(H)
	W	70-64	(A)
1987	W	95-82	(H)
	W	51-45	(A)
1988	L	65-67	(A)
	W	71-47	(H)
1989	W	84-75	(H)

	W	74-68	(A)
1990	W	65-60	(H)
	L	65-73	(A)
1991	W	82-65	(H)
	L	51-75	(A)
1992	L	56-59	(A)
	L	63-75	(H)
1993	W	46-41	(H)
	L	55-56	(A)
1994	L	46-53	(H)
	W	50-49	(A)
1995	L	65-79	(A)
	W	83-73	(H)
1996	W	94-72	(H)
	W	71-68	(A)
1997	L	58-77	(A)
	W	94-84	(H)
1998	W	101-86	(A)
	W	91-66	(H)
1999	W	85-83	(H)
	L	57-70	(A)
2000	L	79-81	(H)
	L	71-90	(A)
2001	L	61-87	(A)
	L	56-85	(H)
2002	L	64-87	(H)
	L	74-94	(A)
2003	W	76-72	(H)
	W	95-89	(A)
2004	L	80-88	(H)
	W	93-82	(A)
2005	W	84-59	(A)
	W	99-69	(H)
2006	W	86-77	(A)
	W	87-73	(H)
2007	L	79-86	2ot (A)
	W	85-70	(H)
2008	L	51-66	(A)
	L	59-73	(H)
2009	W	78-73	(H)
	W	60-51	(A)
2010	L	61-87	(A)
	L	64-67	(H)
2011	W	73-67	ot (A)
	L	60-62	(H)
2012	W	69-41	(H)
	W	80-58	(A)
2013	L	60-71	(A)
	W	65-57	(H)

U.S. International (1-0)**H: 1-0, A: 0-0, N: 0-0**

1981	W	72-63	(H)
------	---	-------	-----

UT Arlington (1-0)**H: 1-0, A: 0-0, N: 0-0**

2012	W	82-72	(H) NIT
------	---	-------	---------

Utah (7-6)**H: 4-2, A: 2-3, N: 1-1**

1952	L	61-62	(A)
	W	60-44	(A)
1953	W	82-54	(H)
	W	77-56	(H)
1958	L	62-64	(N)
1968	W	93-76	(H)
1969	L	74-82	(A)
1971	L	78-89	(A)

1990	L	62-71	(H)
2005	W	78-71	(N)
2008	W	83-77	(H)
2012	W	57-53	(A)
2013	L	65-74	(H)

Utah State (3-5)**H: 1-0, A: 1-2, N: 1-3**

1963	L	60-71	(N)
1969	L	75-83	(A)
1970	W	90-61	(A)
1977	W	76-66	(H)
1978	L	85-91	(A)
1981	L	78-80	(N)
1987	L	72-81	(N)
2006	W	75-61	(N)NCAA

Valparaiso (0-1)**H: 0-1, A: 0-0, N: 0-0**

2008	L	71-72	(H) CBI
------	---	-------	---------

Villanova (0-1)**H: 0-0, A: 0-0, N: 0-1**

1978	L	73-78	(N)
------	---	-------	-----

Virginia (1-1)**H: 0-0, A: 0-0, N: 1-1**

1984	L	61-65	(N)
2011	W	106-63	(N)

Virginia Tech (0-1)**H: 0-0, A: 0-0, N: 0-1**

1975	L	77-88	(N)
------	---	-------	-----

Wake Forest (0-3)**H: 0-1, A: 0-2, N: 0-0**

1969	L	70-81	(A)
1977	L	75-92	(A)
1978	L	70-77	(H)

Washington State (177-100)**H: 101-35, A: 73-62, N: 3-3**

1910	W	13-9	(A)
1911	W	29-22	(A)
	W	23-10	(A)
	W	23-16	(H)
	W	23-11	(H)
1912	W	38-7	(A)
	W	27-8	(A)
1913	L	22-24	(A)
	L	25-28	(A)
	W	27-13	(H)
	L	27-31	(H)
1915	L	28-29	(A)
	W	37-13	(H)
1917	L	25-37	(A)
	L	24-41	(A)
	L	24-31	(H)
	L	14-26	(H)
1918	L	26-28	(H)
	W	25-21	(H)
1919	L	33-42	(H)
	L	23-29	(H)
	L	17-28	(A)
	W	25-24	(A)
1920	L	23-29	(H)
	W	20-14	(H)

1921	W	26-24	(A)
	L	15-23	(A)
	W	54-21	(H)
	W	28-12	(H)
1922	W	37-28	(H)
	W	40-10	(H)
	W	41-22	(A)
	L	20-30	(A)
1923	W	29-19	(H)
	W	31-29	(A)
1924	W	26-20	(A)
	W	33-16	(H)
1925	W	33-23	(H)
	W	32-14	(A)
1926	W	34-21	(H)
	W	24-20	(A)
1927	W	39-16	(H)
	W	29-23	(A)
1928	W	26-13	(H)
	W	49-19	(A)
1929	W	38-24	(A)
	W	33-19	(H)
1930	W	32-29	ot (H)
	W	35-19	(H)
	W	24-21	(A)
	L	26-29	(A)
1931	W	45-42	(H)
	W	24-23	(H)
	L	26-38	(A)
	W	39-26	(A)
1932	L	27-28	(A)
	L	22-49	(A)
	W	32-25	(H)
	W	44-38	(H)
1933	W	34-26	(H)
	W	32-30	(H)
	L	26-34	(A)
	W	35-28	(A)
1934	W	30-28	(A)
	W	35-30	(A)
	W	39-24	(H)
	W	39-23	(H)
1935	W	36-28	(H)
	L	27-33	(H)
	W	37-35	(A)
	W	34-19	(A)
1936	W	30-26	(H)
	W	40-23	(H)
	L	35-36	ot (A)
	L	28-48	(A)
1937	W	45-40	(H)
	L	35-45	(H)
	W	37-34	(A)
	W	42-35	(A)
	L	33-36	(H) ND
1938	W	44-32	(A)
	L	46-51	(A)
	W	58-47	(H)
	W	50-36	(H)
1939	W	41-38	(H)
	W	41-32	(H)
	W	62-52	(A)
	W	49-38	(A)
1940	W	39-38	(H)
	L	35-51	(H)
	L	44-49	(A)
	W	53-52	(A)
1941	L	42-44	(H)
	L	31-39	(H)

ALL-TIME SERIES SCORES

1942	L 38-50 (A)	1962	W 66-51 (H)	1995	L 51-75 (A)	2009	L 73-76 (A)	1941	W 58-37 (A)
	L 47-69 (A)		W 72-58 (A)		L 73-74 (A)		W 68-48 (A)	1944	W 38-35 (A)
	L 52-58 (A)	1963	W 61-56 (A)		W 78-72 (H)		W 67-60 (H)		W 31-28 (H)
	L 43-54 (A)		W 59-57 (H)	1996	W 85-71 (H)		W 92-64 (H)	1945	W 66-41 (A)
	W 55-45 (H)	1964	L 59-61 (A)		L 66-76 (A)		W 59-52 (A)		W 72-45 (H)
	W 75-51 (H)		W 63-61 (A)	1997	W 74-72 (A)		L 80-87 (A)	1946	W 55-32 (A)
1943	L 37-41 (H)		W 57-52 (H)		W 91-70 (H)		L 69-80 (H)		W 48-43 (H)
	W 72-34 (H)	1965	W 70-66 (H)	1998	W 82-76 (H)		W 89-87 (N)Pac-10	1947	W 72-35 (A)
	W 61-52 (A)		L 53-56 (A)		W 70-51 (A)		W 75-65 (H)		W 59-33 (H)
	L 49-53 (A)		L 74-78 2ot (H)	1999	L 71-72 (A)		W 59-55 (A)	1948	W 69-32 (A)
1944	W 53-40 (H)		W 76-55 (A)		W 76-59 (H)		W 68-63 (A)		W 67-36 (H)
	W 61-41 (H)	1966	W 70-67 (H)	2000	W 74-68 ot (A)		W 72-68 (H)	1949	W 55-45 (H)
	W 71-50 (A)		L 74-81 (A)		W 64-60 (H)		W 64-62 (N)Pac-12	1950	W 82-52 (H)
	W 62-43 (A)	1967	W 80-72 (N)	2001	W 78-72 (H)			1983	W 76-59 (H)
1945	L 34-48 (A)		L 69-78 (A)		L 61-79 (A)			2002	81-76 (H) Exhib.
	L 43-65 (A)		W 86-75 (H)	2002	L 79-81 (A)			2013	88-78 (H) Exhib.
	L 42-53 (H)	1968	L 70-75 (H)		W 82-75 (H)				
	L 45-54 (H)		L 63-87 (A)	2003	W 81-67 (H)				
1946	W 35-32 (H)	1969	L 55-62 (A)		L 76-98 (A)				
	W 46-44 (H)		L 61-69 (H)	2004	W 75-62 (A)				
	L 37-48 (A)	1970	W 37-36 (H)		W 71-67 (H)				
	W 56-42 (A)		L 68-79 (A)	2005	W 66-48 (H)				
1947	L 48-51 (A)	1971	L 79-90 (A)		W 68-55 (A)				
	L 54-58 (A)		W 73-63 (H)	2006	L 71-78 (H)				
	L 38-54 (H)	1972	W 103-92 (H)		L 64-77 (A)				
	W 59-40 (H)		W 96-63 (A)	2007	L 47-75 (A)				
1948	L 47-48 (H)	1973	W 58-51 (H)		L 61-65 (H)				
	W 51-36 (H)		W 88-76 (A)		L 64-74 (N)Pac-10				
	W 55-50 (A)	1974	W 90-77 (H)	2008	L 52-56 (H)				
	L 58-62 2ot (A)		W 82-71 (A)						
1949	L 30-44 (A)	1975	W 103-70 (A)						
	L 50-67 (A)		L 73-81 (H)						
	W 51-46 (H)	1976	W 75-65 (H)						
	W 54-41 (H)		L 59-61 (A)						
1950	L 42-56 (A)	1977	W 71-68 (A)						
	W 52-37 (A)		W 66-52 (H)						
	L 46-54 (H)	1978	W 68-52 (H)						
	L 42-60 (H)		L 52-57 (A)						
1951	L 48-50 (A)	1979	L 47-60 (N)						
	L 60-63 (A)		W 57-56 (A)						
	W 53-44 (H)		L 56-65 (H)						
	W 86-41 (H)	1980	L 68-72 (H)						
1952	L 50-56 (A)		W 64-63 (A)						
	W 67-43 (A)	1981	W 81-70 (A)						
	W 75-37 (H)		W 70-64 (H)						
	W 82-51 (H)	1982	W 75-60 (H)						
1953	W 75-41 (A)		L 42-62 (A)						
	W 60-48 (A)	1983	L 70-72 2ot (A)						
	W 79-51 (H)		W 76-75 (H)						
	W 69-56 (H)	1984	W 58-48 (H)						
1954	L 48-56 (A)		W 67-51 (A)						
	W 54-44 (A)	1985	W 73-56 (A)						
	W 56-48 (H)		W 68-55 (H)						
	W 65-56 (H)	1986	W 72-63 (H)						
1955	W 69-38 (A)		W 79-70 (A)						
	L 73-74 (A)	1987	W 79-65 (H)						
	W 76-40 (H)		L 80-86 (A)						
	W 63-49 (H)	1988	L 63-70 (H)						
1956	W 62-42 (H)		L 52-61 (A)						
	W 80-57 (H)	1989	W 69-63 (A)						
1957	W 73-72 (A)		W 76-70 (H)						
	W 76-66 (A)	1990	W 80-79 ot (H)						
1958	W 68-62 (A)		W 59-56 (A)						
	L 41-58 (H)	1991	W 50-48 (A)						
1959	W 82-73 (H)		L 76-80 (H)						
	W 82-80 (A)	1992	W 78-73 ot (H)						
1960	W 77-62 (H)		L 57-75 (A)						
	L 71-79 (N)	1993	W 59-56 (A)						
	W 64-47 (A)		L 59-72 (H)						
1961	W 66-63 (A)	1994	L 46-67 (H)						
	W 79-66 (H)								

Weber State (1-0)

H: 1-0, A: 0-0, N: 0-0

2007 W 80-51 (H)

West Virginia (1-1)

H: 0-0, A: 0-0, N: 1-1

1974 W 96-79 (N)

2010 L 56-69 (N) NCAA

Western Washington (17-0)

H: 9-0, A: 8-0, N: 0-0

1938 W 55-21 (H)

1939 W 46-32 (A)

1940 W 54-50 (A)

Whitman (24-5)

H: 15-0, A: 9-5, N: 0-0

1910 L 18-27 (A)

1911 W 35-17 (A)

W 29-20 (A)

1917 L 22-23 (A)

1923 W 66-22 (H)

W 59-16 (H)

W 44-14 (A)

1924 W 42-24 (H)

W 50-25 (A)

1925 W 48-22 (H)

Husky Streaks & Routs vs. Pac-12 Opponents

vs. Arizona	Longest Streak	Years	Largest Margin	Date
Washington Wins:	6	1982-1984	24 (86-62)	Feb. 6, 1982
Washington Losses:	10	1986-1990	55 (61-116)	Dec. 20, 1988
vs. Arizona State				
Washington Wins:	11	2004-2008	25 (91-66)	Mar. 2, 2006
Washington Losses:	14	1990-1996	32 (57-89)	Jan. 9, 2003
vs. California				
Washington Wins:	8	1951-1955	33 (106-73)	Mar. 3, 2005
Washington Losses:	8	1957-1960	40 (39-79)	Jan. 16, 1960
vs. Colorado				
Washington Wins:	4	1972-1978	29 (90-61)	Jan. 3, 1975
Washington Losses:	2	1954-57, 1959	21 (60-81)	Dec. 30, 1953
vs. Oregon				
Washington Wins:	16	1929-1933	61 (76-15)	Jan. 13, 1922
Washington Losses:	7	1938-1939	25 (76-101)	Mar. 5, 1971
			25 (25-50)	Jan. 29, 1927
			25 (66-91)	Jan. 23, 2003
vs. Oregon State				
Washington Wins:	10	1951-1953	40 (108-68)	Jan. 15, 2005
Washington Losses:	11	1978-1983	40 (66-106)	Feb. 18, 1989
vs. Stanford				
Washington Wins:	7	1943-1957	33 (94-61)	Jan. 16, 2010
Washington Losses:	10	1998-2002	45 (60-105)	Jan. 19, 2002
vs. UCLA				
Washington Wins:	5	1937-1952	29 (97-68)	Feb. 20, 2010
Washington Losses:	25	1963-1974	52 (48-100)	Jan. 5, 1974
vs. USC				
Washington Wins:	7	1943-1957	32 (79-47)	Feb. 2, 1984
Washington Losses:	7	1999-2002	37 (69-106)	Feb. 25, 1967
vs. Utah				
Washington Wins:	3	1952-53, 2005-12	28 (82-54)	Dec. 5, 1952
Washington Losses:	3	1969-1990	11 (78-89)	Dec. 19, 1970
vs. Washington State				
Washington Wins:	17	1923-1930	45 (86-41)	Mar. 3, 1951
Washington Losses:	7	2006-2008	28 (47-75)	Jan. 20, 2007

	L	26-34	(A)
1926	W	25-23	(H)
	W	28-20	(A)
1927	W	21-16	(A)
	W	44-29	(H)
1928	W	27-25	(H)
	L	33-45	(A)
1929	W	32-26	(A)
	W	32-28	(H)
1930	W	41-28	(A)
	W	34-30	(H)
1931	W	55-15	(H)
	W	55-15	(H)
1941	W	56-20	(H)
1943	W	46-38	(H)
1944	W	43-41	(A)
	L	30-43	(A)
	W	46-38	(H)
	W	48-38	(H)

Whitworth (2-0)**H: 0-0, A: 2-0, N: 0-0**

1912	W	49-29	(A)
1913	W	49-24	(A)

Wichita State (3-2)**H: 1-1, A: 2-0, N: 0-1**

1973	W	102-68	(A)
1974	L	79-87	ot (H)
1989	L	72-92	(N)
2000	W	61-47	(H)
2001	W	69-66	(A)

Willamette (11-0)**H: 2-0, A: 9-0, N: 0-0**

1904	W	17-14	(A)
1910	W	28-14	(A)
1912	W	30-21	(A)
1915	W	29-17	(A)
1916	W	30-26	(A)
1917	W	29-11	(A)
1923	W	42-16	(A)
1924	W	48-15	(A)
1925	W	20-10	(H)
	W	41-18	(A)
1944	W	56-27	(H)

Wisconsin (3-0)**H: 1-0, A: 1-0, N: 1-0**

1956	W	54-53	(H)
1959	W	62-48	(A)
1966	W	81-67	(N)

Wisconsin-Green Bay (1-0)**H: 1-0, A: 0-0, N: 0-0**

2006	W	87-54	(H)
------	---	-------	-----

Wisconsin-Stout (1-0)**H: 1-0, A: 0-0, N: 0-0**

1982	W	76-56	(H)
------	---	-------	-----

Wright State (1-0)**H: 1-0, A: 0-0, N: 0-0**

2010	W	74-69	(H)
------	---	-------	-----

Wyoming (9-4)**H: 5-2, A: 2-2, N: 2-0**

1948	W	57-47	(N)NCAA
1950	L	29-49	(H)
	W	37-36	(H)

1951	W	74-49	(H)
	W	53-51	(H)
1952	W	52-50	(A)
	L	54-55	(A)
1964	L	61-74	(H)
1976	W	76-69	(A)
1978	W	69-64	(H)
1979	W	85-74	(N)
2003	W	79-70	(H)
2004	L	76-92	(A)

Xavier (1-1)**H: 0-0, A: 0-0, N: 1-1**

1998	W	69-68	(N)NCAA
2000	L	65-81	(N)

Yale (3-0)**H: 1-0, A: 0-0, N: 2-0**

1958	W	66-51	(N)
1970	W	84-70	(H)
1981	W	68-62	(N)

ALL-TIME HUSKY COACHES



Claude J. Hunt



Hec Edmundson



Art McLarney

David C. Hall

Washington's first head coach who took over after the school fielded a team six years without an official head coach ... Coached for two seasons in 1909-10 and compiled a 23-7 record ... His .767 winning percentage is the third highest in school history.

Year	Record	Pct.	Conference	Pct.
1909	9-1	.900	n/a	n/a
1910	14-6	.700	n/a	n/a
Total	23-7	.767	n/a	n/a

Warner Williams

Coached for one season, during 1911, and led Washington to an 11-1 mark and the Northwest Intercollegiate Conference championship ... His single-season record is the second best behind a 7-0 finish in 1902 ... Career winning percentage of .917 is the best ever at Washington.

Year	Record	Pct.	Conference	Pct.
1911	11-1	.917	n/a	n/a

Oscar Olson

The third coach in school history ... Led Washington in it's first two seasons in the Northwest Intercollegiate Conference in 1912 and 1913 ... Posted a 26-10 career record ... His winning percentage of 72.2% is the fourth-best among all-time Washington coaches.

Year	Record	Pct.	Conference	Pct.
1912	12-5	.706	8-4	.667
1913	14-5	.737	11-5	.688
Total	26-10	.722	19-9	.679

Anthony Savage

The fourth coach in school history and one of three individuals to coach both the UW basketball and football teams ... Led Washington to Northwest Intercollegiate Conference championships during both of his seasons as head coach, in 1914 and 1915 ... Compiled a 29-4 career record in his two seasons ... His winning percentage of 87.9% is the second-best among all-time Washington coaches ... Became the football coach at Lincoln High School in Seattle and took over the Washington football squad in 1918 while Claude Hunt was off fighting World War I. Led the UW gridders to a 1-1 record.

Year	Record	Pct.	Conference	Pct.
1914	12-2	.857	12-2	.857
1915	17-2	.895	11-1	.917
Total	29-4	.879	23-3	.885

John Davidson

The fifth coach in school history and the first to coach Washington in Pacific Coast Conference play ... Led the team to a pair of third-place PCC finishes ... Coached in 1916 and 1917, registering a 16-15 career mark.

Year	Record	Pct.	Conference	Pct.
1916	7-7	.500	2-6	.250
1917	9-8	.529	7-5	.583
Total	16-15	.516	9-11	.450

Claude J. Hunt

The sixth coach in school history and one of three individuals to serve as head coach of the football and basketball teams at Washington ... Coached the basketball team in 1918 and 1919, after returning from active duty in World War I ... Led the team to a fourth-place conference finish in 1919 ... Hunt graduated from DePauw University in 1911. He was hired as head Washington football coach in 1917 after guiding Carleton (Minn.) College to consecutive undefeated seasons. His UW gridders were 1-2-1 in 1917 and 5-1-0 in 1919.

Year	Record	Pct.	Conference	Pct.
1918	4-8	.333	n/a	n/a
1919	6-10	.375	5-7	.714
Total	10-18	.357	5-7	.417

Leonard B. "Stub" Allison

The seventh coach in UW history ... One of three individuals to coach both the UW basketball and football teams ... Coached basketball one season, in 1920 and tied for fourth in PCC play ... Allison's squad was the last at Washington to be nicknamed "Sun Dodgers" ... Graduated from Carleton (Minn.) College and became an assistant football coach at Washington in 1919. He was the head football coach in 1920, guiding the team to a 1-5 record. Allison coached the last UW football game at Denny Field on Nov. 5, 1920 which ended in a 3-0 loss to Stanford ... He later coached football at California (1935-44) and led the Bears to a 10-0-1 mark, a No. 2 ranking in the A.P. poll and a 13-0 win over Alabama in the 1938 Rose Bowl.

Year	Record	Pct.	Conference	Pct.
1920	7-8	.875	5-7	.417

Clarence "Hec" Edmundson

The eighth basketball coach in school history ... Coached the UW basketball team for 27 years (1921-47) and the track & field team for 36 years (1919-55) ... Started as track coach and football trainer in 1919, retired in 1955 after 36 years as track coach and 27 as head basketball coach ... Compiled a 488-195 record making him the winningest coach in UW men's basketball history, third among all-time Pac-10 coaches ... Coached the Huskies to 11 of their 21 20-win seasons ... Coached for 25 years in the PCC Northern Division finishing first 12 times and second six times ... His UW track teams won eight Northern Division titles and three PCC crowns ... Including a four-year stint at Idaho (1917-21), Edmundson racked up a 508-204 career record. His winning percentage of 71.4% ranks No. 38 among all-time NCAA coaches. Born during 1887 in Moscow, Idaho, Edmundson graduated from the University of Idaho where he competed in track. He placed sixth in the 800 meters at the 1912 Olympics in Stockholm, Sweden. He became the head track & field coach at Texas A&M in 1913 before returning to Idaho to coach track and basketball. In 1919, Edmundson's long association with Washington began. He helped dedicate the multi-purpose structure, then called Washington pavilion, with a 34-23 win over Illinois on Dec. 27, 1927. On Jan. 16, 1948, the year after he stepped down as basketball coach, that same Pavilion was renamed in his honor. He remained as track coach until his retirement in 1955. A tremendous innovator, Edmundson tapped into his track background and became an originator of the fast break style of basketball. He co-founded, along with Tubby Graves, the Washington state high school basketball tournament. At Edmundson's request

the 1922 UW team began forming a circle with their hands together in the center to symbolize unity. The handshake quickly spread throughout the country and is still practiced today. Although he denied being the inventor, Edmundson's teams implemented the one-handed jump shot long before Stanford's Hank Luisetti made it famous.

Year	Record	Pct.	Conference	Pct.
1921	18-4	.818	10-4	.714
1922	13-5	.722	11-5	.688
1923	12-4	.750	5-3	.625
1924	12-4	.750	6-2	.750
1925	14-7	.667	5-5	.500
1926	10-6	.625	5-5	.500
1927	15-4	.789	7-3	.700
1928	22-6	.786	9-1	.900
1929	18-2	.900	10-0	1.000
1930	21-7	.750	12-4	.750
1931	25-3	.893	14-2	.875
1932	19-6	.760	12-4	.750
1933	22-6	.786	10-6	.625
1934	20-5	.800	10-6	.625
1935	16-8	.667	14-2	.875
1936	25-7	.781	13-3	.813
1937	15-11	.577	11-5	.688
1938	29-7	.806	13-7	.650
1939	20-5	.800	11-5	.688
1940	10-15	.400	6-10	.375
1941	12-13	.480	7-9	.438
1942	18-7	.720	10-6	.625
1943	24-7	.774	(NCAA) 12-4	.750
1944	26-6	.813	15-1	.938
1945	22-18	.550	5-11	.313
1946	14-14	.500	6-10	.375
1947	16-8	.667	8-8	.500
Total	488-195	.714	257-131	.662

Art McLarney

The ninth coach in school history ... Replaced legendary Hec Edmundson who led the Huskies the preceding 27 years ... Coached three seasons, from 1948 to 1950, posting a fine 53-36 record ... Washington won the 1948 Pacific Coast Conference Northern Division title during his inaugural season ... The UW came within one game of the 1948 Final Four, but lost 64-62 on a last-second shot by Baylor ... McLarney was a two-time all-coast guard at Washington State where he was also an All-America shortstop on the baseball team. After college, he was signed by New York Giants manager John McGraw and played at the Polo Grounds alongside Mel Ott, Bill Terry and Carl Hubbell in 1932-33. He then coached at Burlington (Wash.) High School and Seattle-area high schools Cleveland and Roosevelt ... McLarney came to Washington as baseball and assistant basketball coach in 1946. He took over the basketball coaching reins in 1948.

Year	Record	Pct.	Conference	Pct.
1948	23-11	.676	(NCAA) 10-6	.625
1949	11-15	.423	6-10	.375
1950	19-10	.655	8-8	.500
Total	53-36	.596	24-24	.500

William H. "Tippy" Dye

The 10th coach in school history ... Coached nine seasons at Washington, from 1951-1959 ... Compiled a 156-91 UW record ... His 156 career victories place him fourth on Washington's all-time list ... Guided the Huskies to their only Final Four appearance ... The UW finished third, losing 79-53 to Kansas in the national semifinal before beating Louisiana State 88-69 in the consolation game ... The third place national finish is the highest in Husky men's basketball history ... Won the

PCC Northern Division championship in his first three seasons as head coach, going 77-15 during that span ... Washington changed to the full PCC schedule in 1956 and finished second three of the next four seasons ... Dye is credited with teaching All-America center Bob Houbregs the famous hook shot which historians have called the greatest of all-time ... Dye left Washington to become the athletic director at the University of Wichita ... Born in Harrisonville, Ohio, Dye graduated from Ohio State after lettering three years in basketball, football and baseball ... He quarterbacked the Buckeyes to one conference title and two second-place finishes. He coached Brown University to a 14-7 record in 1940 before serving three years in the Navy during World War II. He coached football with the Navy, including a team that included NFL Hall of Fame quarterback Otto Graham. After the war, Dye returned to Ohio State as an assistant football coach and the head basketball coach. He guided the Buckeyes to a 53-34 record from 1947-50, including a 22-4 mark and conference crown in 1950. That 1950 squad played in the NCAA Tournament, losing 56-55 to eventual champion CCNY in the round of 16.

Year	Record	Pct.	Conference	Pct.
1951	24-6	.800	(NCAA) 11-5	.688
1952	25-6	.806	14-2	.875
1953	28-3	.903	(NCAA) 15-1	.938
1954	8-18	.308	7-7	.500
1955	13-12	.520	7-9	.438
1956	15-11	.577	11-5	.688
1957	17-9	.654	13-3	.813
1958	8-18	.307	5-11	.313
1959	18-8	.692	11-5	.688
Total	156-91	.632	94-48	.662

John Grayson

The 11th coach in school history ... Coached Washington during its first four seasons in the Athletic Association of Western Universities from 1960-63 ... Led the Huskies to a 57-49 record and a trio of third place conference finishes his final three seasons ... A native of Stroud, Okla., Grayson graduated from the University of Oklahoma in 1938. After World War II, he obtained his master's degree in physical education at Wayne University in Detroit. His collegiate coaching career began at Nebraska Wesleyan in Lincoln. His 1953 Wesleyan squad posted a 25-3 record and reached the NAIA quarterfinals. He then became an assistant at Oklahoma in 1954 and took over the head coaching duties at Idaho State in 1957. His three year ISU record of 69-17 included three straight conference titles and NCAA Far West regional appearances.

Year	Record	Pct.	Conference	Pct.
1960	15-13	.536	2-9	.182
1961	13-13	.500	6-6	.500
1962	16-10	.615	5-7	.417
1963	13-13	.500	6-6	.500
Total	57-49	.538	19-28	.404

Mac Duckworth


The 12th coach in school history ... Coached five years, from 1964-68 ... Washington's record improved three straight seasons (1965-67) ... Posted a career record of 53-74 ... Assisted his predecessor John Grayson for three years (1961-63) ... Born in Breckenridge, Texas, Duckworth was raised in Arkansas. He was an all-state player at Van Buren (Ark.) High School before spending two years in the Navy. He was player-coach at the U.S. Naval Base in Washington, D.C. and was named to the Navy Olympic all-star team. In 1948 he enrolled at Arkansas where he played freshman basketball.



William H. "Tippy" Dye



John Grayson



Mac Duckworth

ALL-TIME HUSKY COACHES



Tex Winter



Marv Harshman



Andy Russo

Duckworth transferred to Tulsa where an automobile accident curtailed his basketball career and moved him into an assistant coaching role. He graduated from Tulsa in 1951 and received a master's of physical education in 1956 from Oklahoma State.

Year	Record	Pct.	Conference	Pct.
1964	9-17	.346	5-10	.333
1965	9-16	.360	5-9	.357
1966	10-15	.400	4-10	.286
1967	13-12	.520	6-8	.429
1968	12-14	.462	4-10	.286
Total	53-74	.417	24-47	.338

Tex Winter

The 13th coach in school history ... As Husky head coach for three seasons, from 1969-71, Winter compiled a 45-35 career mark ... Washington was .500 or better during each of his three seasons ... Through the 2005 season, his 18th year as an NBA assistant, Winter had been a coach at the NCAA Division I or professional level for 57 years. That is the longest tenure of any active coach in college or professional basketball ... After a stellar playing career at USC, Winter joined the Kansas State staff as an assistant (1947-51) before being named head coach at Marquette in 1952 at the age of 28. Winter returned to Kansas State as head coach from 1954-68 before taking over at Washington. At Kansas State, Winter compiled a 262-117 record while guiding the Wildcats to eight conference titles in 15 seasons. In 1959, he coach KSU to a perfect 14-0 Big Eight record and a 25-2 overall mark ... He was named head coach of the NBA's San Diego Rockets in 1971 and resigned in 1972 to return to the collegiate ranks at Northwestern (1974-78) and Long Beach State (1979-83) ... Winter ranks No. 64 among all-time NCAA coached with 454 career victories ... He joined the Chicago Bulls coaching staff as an assistant in 1985 and worked until 1999 ... Winter re-joined Head Coach Phil Jackson as an assistant with the Los Angeles Lakers for the 1999-2000 season and helped the Lakers to 2000, 2001 and 2002 NBA championships ... Winter is credited with introducing the triangle offense that helped the Bulls win six NBA titles.

Year	Record	Pct.	Conference	Pct.
1969	13-13	.500	6-8	.429
1970	17-9	.654	7-7	.500
1971	15-13	.536	6-8	.429
Total	45-35	.563	19-23	.452

Marv Harshman

The 14th coach in school history ... Compiled 246 wins in his 14 years at Washington, placing second on the school's all-time coaching victories list ... Ended his career with a record of 246-146, a winning percentage of .628 ... Currently ranks No. 34 among all-time NCAA Division I coaches with 642 career victories combined at Washington, Washington State and Pacific Lutheran ... Coached in 1,090 collegiate games, the ninth-highest total in division I history ... Directed the Huskies to four 20-win seasons, with five teams competing in post-season play including three trips to the NCAA tournament ... Gained many honors while at UW including induction into the National Basketball Hall of Fame and a stint as the president of the National Association of Basketball Coaches ... Taught over 500 athletes the game of basketball while coaching at Washington as well as Pacific Lutheran and Washington State ... Concluded his Washington career with back-to-back Pac-10 championships in 1984 and 1985 ... Harshman attended

Lake Stevens (Wash.) High School. He attended college at Pacific Lutheran in Tacoma, Wash. where he was a two-time All-America basketball selection. He graduated in 1942 with a degree in biological science and then joined the U.S. Navy in which he served until 1946. Harshman began coaching at his alma mater, PLU where he served 13 years (1946-58) and compiled a 241-121 record. He spent the next 13 seasons at Washington State where he posted a 155-181 from 1959 to 1971 ... Was UW's inductee in the Pac-10 Hall of Champions during March of 2003.

Year	Record	Pct.	Conference	Pct.	
1972	20-6	.769	10-4	.714	
1973	16-11	.593	6-8	.429	
1974	16-10	.615	7-7	.500	
1975	16-10	.615	6-8	.429	
1976	23-5	.821	(NCAA)	10-4	.714
1977	17-10	.630	8-6	.571	
1978	14-13	.519	6-8	.429	
1979	11-16	.440	6-12	.333	
1980	18-10	.643	(NIT)	9-9	.500
1981	14-13	.519	8-10	.444	
1982	19-10	.655	(NIT)	11-7	.611
1983	16-15	.516	7-11	.389	
1984	24-7	.774	(NCAA)	15-3	.833
1985	22-10	.688	(NCAA)	13-5	.722
Total	246-146	.628	122-102	.545	

Andy Russo

The 15th coach in school history ... Four-year coach of the Huskies from 1986 to 1989 ... Ranks fifth among all-time victory list of Washington coaches list with a 61-62 record ... Went 23-12 in conference in his first two seasons on the way to second- and third-place finishes ... Guided the UW into the NCAA Tournament his first season and the NIT his second ... Born in Evanston, Ill., Russo is a 1970 history graduate of Lake Forest (Ill.) College. He received his master's in history from Northwestern in 1971. After a one-year graduate assistant stint under Coach Don Haskins at UTEP, Russo worked at O'Connell (Tx.) High School and Panola (Tx.) Junior College before being hired at Louisiana Tech in 1980. His six-year record with the Monarchs was 122-55, including back-to-back NCAA Tournament appearances in 1984-85. His 1985 squad, featuring Karl Malone, posted a 29-3 record and reached the Sweet 16. After leaving Washington, Russo coached overseas. He recently coached at Florida Tech.

Year	Record	Pct.	Conference	Pct.	
1986	19-12	.613	(NCAA)	13-5	.722
1987	20-15	.571	(NIT)	10-8	.556
1988	10-19	.345		5-13	.278
1989	12-16	.429		8-10	.444
Total	61-62	.496		36-36	.500

Lynn Nance

The 16th coach in school history and the only Washington coach who also played basketball for the Huskies ... Four-year UW coach from 1990-1993 ... Led the Huskies to a 50-62 record during his tenure ... His 50 wins rank ninth on Washington's all-time career win list ... Arrived at Washington after leading Saint Mary's (Calif.) to the West Coast Athletic Conference title and a berth in the 1989 NCAA Tournament ... Currently coaching at Southwest Baptist, a division II school in Bolivar, Missouri ... Nance attended Southwest Junior College in Bolivar, Mo. before transferring to Washington where he played in 1964 and 1965. He led the 1965 Husky squad in scoring (17.5) and rebounds (9.4) and was an honorable mention All-American. Nance served as an assistant

coach at Washington (1967-70) under Mac Duckworth, his college coach, and Tex Winter. He later worked on Joe B. Hall's Kentucky staff (1974-76) as an assistant. Nance posted a 44-64 record as head coach at Iowa State (1977-80) and a 114-35 mark at Central Missouri State (1981-85) where his team won the 1984 NCAA Division II title. He became an assistant on the Fresno State staff in 1986 before beginning a three-year head coaching run at Saint Mary's (Calif.) between 1987-89. His Gael squads amassed a 61-27 record, capped by the school's finest campaign. The 1989 Saint Mary's team had a 25-5 record and earned an NCAA Tournament berth. Outside the basketball arena, Nance was also employed as an assistant Director of the Enforcement and Interpretations program for the NCAA and was a special agent with the FBI.

Year	Record	Pct.	Conference	Pct.
1990	11-17	.393	5-13	.278
1991	14-14	.500	5-13	.278
1992	12-17	.414	5-13	.278
1993	13-14	.481	7-11	.389
Total	50-62	.446	22-50	.306

Bob Bender

The 17th coach in school history ... In nine years as Husky head coach, Bender compiled a 116-142 record and led the team to four postseason appearances ... His 116 victories are the fourth-highest total in UW history ... Improved Washington win total over four consecutive seasons (1994-98) ... That streak included a 20-10 record and NCAA Tournament Sweet 16 appearance in 1998 ... Also led team to NCAA Tournament the following season, finishing with a 17-12 record in 1999 ... Voted Pac-10 Coach of the Year in 1996 ... Coached at Illinois State prior to Washington, posting a 60-57 over four seasons ... Earned Missouri Valley Conference Coach of the Year honors in 1992 ... Served as an assistant coach at Duke under coach Mike Krzyzewski for six seasons in which the Blue Devils went to consecutive NCAA Tournaments ... Participated in 13 NCAA Tournaments, as a player (4), assistant coach (6) and head coach (3) ... As a player, averaged 23.0 points per game as a senior and was honored as a 1975 prep All-American and the Chicago Sun-Times Player of the Year ... Enrolled at Indiana University and was a member of the Hoosiers' 1976 championship team, the last NCAA squad to finish with an undefeated record (32-0) ... Transferred to Duke after his freshman year ... His 1978 Duke team was the national runner-up, making him the only player in NCAA history to play for two different teams in the national championship game ... After his junior season in 1979, Bender was selected by the San Diego Clippers in the sixth round of the NBA draft but did not sign in order to play his senior season ... He graduated from Duke in 1980 with a bachelor's degree in history ... Bender played during the preseason with the San Diego Clippers of the NBA ... Worked briefly at Duke as an assistant director of funding before moving into coaching ... Currently serving as an assistant coach with the Atlanta Hawks of the NBA after working two years on the Philadelphia 76ers' coaching staff from 2002-2004.

Bender's Coaching Record

Year	Record	Pct.	Conference	Pct.
1994	5-22	.185	3-15	.111
1995	10-17	.370	6-12	.333
1996	16-12	.571	(NIT) 9-9	.500
1997	17-11	.607	(NIT) 10-8	.556
1998	20-10	.667	(NCAA) 11-7	.611
1999	17-12	.586	(NCAA) 10-8	.556
2000	10-20	.333	5-13	.278
2001	10-20	.333	4-14	.222
2002	11-18	.379	5-13	.278
Total	116-142	.450	63-99	.389

Lorenzo Romar

The 18th coach in school history ... Led UW to 100 wins from 2009-12, the most in a four-year span ... Led UW to the first-ever Pac-12 regular season championship in 2012 and eventual semifinals of NIT ... 2012 Pac-12 Coach of the Year and NABC Leadership Award ... Guided the UW to its first-ever Pac-10 regular-season title in 2009 ... UW to six overall and three-straight NCAA Tournaments berths, in 2004, 2005, 2006, 2009, 2010, 2011 ... Directed the Huskies to three Sweet Sixteens including consecutive appearances (2005, 2006) for the first time ... Led Washington to Pac-10 Tournament Championship in 2005, 2010, and 2011 ... Honored at the 2006 Final Four as the winner of the John Wooden "Keys to Life" Award following a 2006 season in which he directed the Huskies to a 26-7 record ... Guided UW to three straight Pac-10 regular-season runner-up finishes, in 2004, 2005 and 2006 ... Coached the Huskies to a 29-6 record in 2005, tying the 1938 squad for the highest win total in school history ... That 2005 squad received the school's first No. 1 seed to the NCAA Tournament ... Voted the 2005 Pac-10 Coach of the Year and the Black Coaches Association National Coach of the Year ... Directed a spectacular turnaround during his second season as UW posted a 19-12 record in 2004 and participated in the NCAA Tournament for the first time since 1999 ... After opening the conference campaign with an 0-5 record, UW reeled off 12 wins in its final 13 Pac-10 outings. Capping the run was a 75-62 triumph over No. 1 and previously undefeated Stanford ... A point guard for the Huskies' 1979 and 1980 teams, he was hired on April 3, 2002 as the UW's first African-American head coach ... In three years at Saint Louis from 1999-2002, he compiled a 51-44 (.537) mark ... Romar led Pepperdine to a three-year record of 42-44 (.488) from 1996-99, including an NIT invitation in 1999 ... His first Saint Louis squad upset top-ranked Cincinnati en route to the Conference USA tournament title and automatic NCAA berth ... Graduated from Pius X High School in Compton, Calif. ... Earned his associate degree from Cerritos (Calif.) Community College in 1978 before studying at UW from 1978-80 ... Completed his degree at Cincinnati, receiving his bachelor's in criminal justice in 1992 ... Selected in the seventh round of the 1980 NBA Draft by the Golden State Warriors ... His five-year NBA career had stints at Golden State (1981-84), Milwaukee (1984) and Detroit (1984-85).

Year	Record	Pct.	Conference	Pct.
2003	10-17	.370	5-13	.278
2004	19-12	.613	(NCAA) 12-6	.667
2005	29-6	.829	(NCAA) 14-4	.778
2006	26-7	.788	(NCAA) 13-5	.722
2007	19-13	.594	8-10	.444
2008	16-17	.485	(CBI) 7-11	.389
2009	26-9	.743	(NCAA) 14-4	.778
2010	26-10	.722	(NCAA) 11-7	.611
2011	24-11	.686	(NCAA) 11-7	.611
2012	24-11	.686	(NIT) 14-4	.778
2013	18-16	.529	(NIT) 9-9	.500
Total	237-129	.648	118-80	.596



Lynn Nance



Bob Bender



Lorenzo Romar

20-WIN SEASONS & TAKING DOWN NO. 1 UCLA



1953 Washington Starters (from left): Doug McClary, Bob Houbregs, Charlie Koon, Joe Cipriano. (kneeling): Mike McCutchen

Throughout the proud 105-year history of Washington basketball, the Huskies have won at least 20 games on 27 occasions.

During an 18-year stretch in Coach Hec Edmundson's tenure, Washington registered 20-win seasons 11 times, including a school-record 29 victories by the 1938 squad.

The 1953 UW squad posted a 28-3 record and advanced to the semi-final round of the NCAA Tournament before losing to Kansas 79-53. Washington finished third by virtue of an 88-69 triumph over Louisiana State in the Final Four's consolation game.

Bob Houbregs, a 1953 consensus All-American, was named to the the all-tournament team. Houbregs was also honored as the Helms Athletic Foundation's NCAA Player of the Year.

The Huskies were invited to post-season play six times during an eight-year span in the 1980s, including NCAA Tournament berths in three straight seasons from 1984-86. The Huskies were extended bids to the National Invitation Tournament in 1980, 1982 and 1987.

Washington had a four-year streak of postseason invitations from 1996-1999, including back-to-back NCAA Tournament appearances in 1998 and 1999 and NIT berths in 1996 and 1997. The Huskies capped the 1998 season with their first NCAA Tournament berth since 1986 and advanced to the Sweet 16 for the first time since 1984

In 2005, the Huskies tied the 68-year-old school record with 29 victories and received their first No. 1 seed to the NCAA Tournament.

Lorenzo Romar recorded the sixth 20-win season in his tenure during the 2012 season. He has led the Huskies to four consecutive 20-win seasons for the first time in school history.



Larry Jackson led all players with 27 points and 14 rebounds in the Huskies' 1975 upset of UCLA

hot-shooting Huskies converted 55 percent of their shots from the field while limiting UCLA to just 37 percent.

Forward Richard Washington and reserve Jim Spillane paced the Bruins with 19 points apiece. Dave Meyers chipped in 11 points.

Washington 103, UCLA 81

Feb. 22, 1975 • Hec Edmundson Pavilion

One of the most memorable games in Washington basketball history occurred February 22, 1975 when the underdog Huskies routed eventual national champion UCLA 103-81 in front of 10,000 spectators at Hec Edmundson Pavilion. It marked the final career defeat for legendary UCLA coach John Wooden who went on that season to guide the Bruins to eight more victories and his 10th NCAA title.

"I remember vividly my final visit to Seattle," Wooden remarked. "Washington, which was always well coached by Marv Harshman, defeated us soundly."

Five Huskies scored in double figures led by the 27 points of reserve Larry Jackson who also led all rebounders with 14. Clarence Ramsey scored 22 points, Larry Pounds had 18, James Edwards tallied 14 and Lars Hansen added 11 points. The Huskies took a 52-44 halftime advantage despite being outscored 16-0 at the free throw line.

Washington widened the lead, outscoring the Bruins 16-4 over the first five minutes of the second half. The

Washington's 20-Win Seasons (27)

Year	Record	Coach	Conference Finish
1928	22-6	Hec Edmundson	First Pacific Coast Conference
1930	21-7	Hec Edmundson	First Pacific Coast Conference
1931	25-3	Hec Edmundson	First Pacific Coast Conference
1933	22-26	Hec Edmundson	Second Pacific Coast Conference
1934	20-5	Hec Edmundson	First Pacific Coast Conference
1936	25-7	Hec Edmundson	First Pacific Coast Conference
1938	29-7	Hec Edmundson	Second Pacific Coast Conference
1939	20-5	Hec Edmundson	Second Pacific Coast Conference
1943	24-7	Hec Edmundson	First Pacific Coast Conference (NCAA Elite Eight)
1944	26-6	Hec Edmundson	First Pacific Coast Conference
1945	22-18	Hec Edmundson	Second Pacific Coast Conference
1948	23-11	Art McLarney	First Pacific Coast Conference, tie (NCAA Elite Eight)
1951	24-6	Tippy Dye	First Pacific Coast Conference (NCAA Elite Eight)
1952	25-6	Tippy Dye	First Pacific Coast Conference
1953	28-3	Tippy Dye	First Pacific Coast Conference (NCAA Final Four, 3rd)
1972	20-6	Marv Harshman	Second Pacific-8 Conference
1976	25-5	Marv Harshman	Third Pacific-8 Conference (NCAA)
1984	24-7	Marv Harshman	First Pacific-10 Conference, tie (NCAA Sweet 16)
1985	22-10	Marv Harshman	First Pacific-10 Conference, tie (NCAA)
1987	20-15	Andy Russo	Third Pacific-10 Conference (NIT)
1998	20-10	Bob Bender	Fourth Pacific-10 Conference (NCAA Sweet 16)
2005	29-6	Lorenzo Romar	Second, Pac-10 Tournament Champion (NCAA Sweet 16)
2006	26-7	Lorenzo Romar	Second Pacific-10 Conference (NCAA Sweet 16)
2009	26-9	Lorenzo Romar	First Pacific-10 Conference (NCAA)
2010	26-10	Lorenzo Romar	Third Pacific-10 Conference (NCAA Sweet 16)
2011	24-11	Lorenzo Romar	Third, Pac-10 Tournament Champion (NCAA rd. of 32)
2012	24-11	Lorenzo Romar	First Pac-12 Conference (NIT, Semifinals)

REGULAR SEASON TOURNAMENT RESULTS

<p>1970-71 Utah Classic, Salt Lake City, Utah UW 80, Navy 69 Utah 89, UW 78</p> <p>1971-72 Far West Classic, Portland, Ore. #14 Florida State 85, UW 77 UW 100, Dartmouth 75 UW 100, Michigan 80</p> <p>1972-73 Rainbow Classic, Honolulu, Hawai'i UW 86, Subpac 77 (Exhibition) #11 North Carolina 89, UW 72 Hawaii 85, UW 75</p> <p>1973-74 Far West Classic, Portland, Ore. UW 96, West Virginia 79 UW 83, Oregon 77 UW 65, Oregon State 56 — 1st place</p> <p>1974-75 Jayhawk Classic, Lawrence, Kan. UW 54, Temple 46 UW 74, #9 Kansas 64 — 1st place</p> <p>Michigan Invitational, Ann Arbor, Mich. Manhattan 81, UW 73 Virginia Tech 88, UW 77</p> <p>1975-76 Far West Classic, Portland, Ore. #13 UW 69, Florida State 54 #13 UW 70, Northwestern 57 #13 UW 83, Texas Tech 61 — 1st place</p> <p>1976-77 Cabrillo Classic, San Diego, Calif. UW 54, Texas-El Paso 49 UW 114, La Salle 94 — 1st place</p> <p>1977-78 Far West Classic, Portland, Ore. Villanova 78, UW 73 UW 70, Rice 57 UW 81, Illinois 68</p> <p>1978-79 Indiana Classic, Bloomington, Ind. UW 68, Army 67 Indiana 73, UW 56</p> <p>Far West Classic, Portland, Ore. Indiana 71, UW 57 UW 85, Wyoming 74 WSU 60, UW 47</p> <p>1979-80 Blade-Glass City Classic, Toledo, Ohio UW 92, Bowling Green 62 UW 71, Toledo 70 (ot) — 1st place</p> <p>1980-81 Industrial Classic, Providence, R.I. UW 60, Providence 51 Utah State 80, UW 78</p> <p>Pillsbury Classic, Minneapolis, Minn. Texas Tech 98, UW 85 (2ot) UW 68, Yale 62</p> <p>1982-83 Great Alaska Shootout, Anchorage, Alaska UW 62, Alaska-Anchorage 50 #7 Louisville 58, UW 47 UW 76, Clemson 66</p> <p>1983-84 Cabrillo Classic, San Diego, Calif. Virginia 65, UW 61 UW 62, East Tennessee State 54</p> <p>1984-85 Sun-Met Classic, Fresno, Calif. UW 66, Ball State 55 UW 53, Fresno State 45 — 1st place</p> <p>Rainbow Classic, Honolulu, Hawai'i #11 UW 72, Iowa State 59 #10 Georgia Tech 65, #11 UW 58 #11 UW 81, Hawaii 63</p>	<p>1985-86 Preseason NIT, Denver, Colo. UW 82, Texas-El Paso 53 #5 Kansas 69, UW 64</p> <p>First Bank Tulsa Classic, Tulsa, Okla. Jacksonville 67, UW 65 McNeese State 96, UW 92 (ot)</p> <p>1986-87 Great Alaska Shootout, Anchorage, Alaska Utah State 81, UW 72 UW 69, Louisville 54 Alaska-Anchorage 77, UW 75</p> <p>Far West Classic, Portland, Ore. Louisiana Tech 88, UW 87 UW 72, Idaho 53 UW 84, Southwest Louisiana 74</p> <p>1987-88 Utah Classic, Salt Lake City, Utah Northeast Louisiana 77, UW 64 UW 70, Fairfield 60</p> <p>1988-89 Palm Beach Classic, Palm Beach, Fla. Wichita State 92, UW 72 Pennsylvania 70, UW 69</p> <p>1990-91 Sun Carnival Classic, El Paso, Texas Southwest Missouri State 68, UW 61 UW 59, Texas Tech 57</p> <p>1991-92 Preseason NIT, Austin, Tex. Texas 104, UW 83</p> <p>Illini Classic, Champaign, Ill. UW 61, South Carolina State 47 Illinois 76, UW 55</p> <p>1992-93 US West Tournament, Seattle UW 73, Boise State 63 Rice 68, UW 60</p> <p>1993-94 US West Tournament, Seattle Pennsylvania 71, UW 68 UW 57, Pacific 45</p> <p>1994-95 US West Tournament, Seattle UW 64, Idaho 44 UW 65, Michigan 61 — 1st place</p> <p>1995-96 US West Tournament, Seattle UW 82, Leigh 66 UW 62, Gonzaga 58 — 1st place</p> <p>1998-99 Big Island Invitational, Hilo, Hawai'i UW 81, Hawaii-Hilo 47 UW 69, Saint Louis 60 UW 76, Georgia Tech 60 — 1st place</p> <p>1999-00 Great Alaska Shootout, Anchorage, Alaska UW 86, Alaska-Anchorage 70 Georgia Tech 82, UW 65 Xavier 81, UW 65</p> <p>2000-01 Puerto Rico Holiday Classic, San Juan, P.R. UW 67, American-Puerto Rico 47 Alabama 69, UW 60 UW 77, Clemson 76 (ot)</p> <p>2001-02 Top of the World Classic, Fairbanks, Alaska UW 82, Alaska-Fairbanks 70 UW 81, Bowling Green 74 Butler 67, UW 64 — 2nd place</p> <p>2004-05 Great Alaska Shootout, Anchorage, Alaska UW 78, Utah 71 UW 96, Oklahoma 91 UW 79, Alabama 76 — 1st place</p> <p>2005-06 BCA Classic, Seattle UW 118, Morgan State 51</p>	<p>UW 87, Wisconsin-Green Bay 54 UW 85, Air Force 74 — 1st place</p> <p>2006-07 Basketball Travelers Classic, Seattle UW 99, Pepperdine 91 UW 102, Nicholls State 74 UW 70, Northern Iowa 61 — 1st place</p> <p>2007-08 NIT Season Tip-off, Seattle / New York UW 88, New Jersey Tech 47 UW 83, Utah 77 Texas A&M 77, UW 63 Syracuse 91, UW 85</p> <p>2008-09 CBE Classic, Seattle / Kansas City, Mo. UW 78, Cleveland State 63 UW 74 Florida International 51 Kansas 73, UW 54 Florida 86, UW 84</p> <p>2009-10 Athletes In Action Classic, Seattle UW 75, Wright State 69 UW 96, Belmont 78 UW 111, Portland State 55</p> <p>2010-11 Maui Invitational, Lahaina, Hawai'i UW 106, Virginia 63 Kentucky 74, UW 67 Michigan State 76, Washington 71</p> <p>2011-12 World Vision Classic, Seattle, Wash. UW 91, Georgia State 74 UW 77, Florida Atlantic 71 UW 93, Portland 63</p> <p>2012-13 Tip-Off HOF Classic, Seattle/Uncasville, Conn. UW 85, Loyola-Md. 63 Albany 63, UW 62 UW 84, Seton Hall 73 (ot) Ohio State 77, UW 66</p>
--	--	--

PAC-12 TOURNAMENT HISTORY



For the 16th time in its history, and 12th consecutive season, the Pac-12 Conference will hold a postseason basketball tournament to determine the league's automatic berth in the NCAA Men's Basketball Tournament. This year will mark the second time the tournament will be held in Las Vegas, Nev.

All 12 Pac-12 teams will participate in the 2014 Pac-12 Tournament, scheduled for Wednesday-Saturday, March 12-15 at the MGM Grand Garden Arena.

All tournament games will be televised nationally on ESPN, FOX and the Pac-12 Networks.

The original incarnation of the Pac-12 Tournament ran from 1987-90. The inaugural event was held following the 1986-87 season at Pauley Pavilion in Los Angeles. Tournaments were also held in Tucson, Ariz., (1988), Los Angeles (1989), Tempe, Ariz. (1990), and Los Angeles' Staples Center (2002-12) as well.

UCLA captured the first Pac-12 Tournament title on its home court in 1987 before Arizona won four consecutive championships from 1988-1990 and 2002. Oregon won in 2003 and Stanford captured the postseason tournament title in 2004, courtesy of a 77-66 victory over Washington. The Cardinal also won the 2008 title.

The Huskies won their first tournament championship in 2005 with an 81-72 triumph over regular-season winner Arizona. Washington earned its second championship in 2010 when they defeated regular-season champion California 79-75. They won again in 2011, defeating regular season champion Arizona in the first-ever championship overtime game. UW also advanced to the tournament championship game in 1987 and 2004.

Prior to announcing the return of the tournament on Oct. 23, 2000, the Pacific-10 Conference was one of just two NCAA Division I leagues (Ivy) in the nation without a postseason tournament.

Composite Pac-12 Tournament Standings

Team	W	L	Pct.	Titles
Colorado	5	1	.833	1
Arizona	22	12	.647	4
Oregon	18	12	.600	3
Washington	17	12	.586	3
UCLA	17	14	.548	2
Stanford	14	14	.500	2
USC	13	13	.500	1
Utah	2	2	.500	
California	12	16	.429	
Oregon State	8	14	.364	
Arizona State	6	15	.286	
Washington State	5	14	.263	

UW Tournament Record Against ...

Team	W	L	Last Meeting
Arizona	3	0	2011 Final
Arizona State	3	2	2009 Semifinal
California	1	1	2010 Final Round
Oregon	2	3	2013 Semifinal
Oregon State	1	2	2012 Quarterfinal
Stanford	4	1	2010 Semifinal
UCLA	1	2	2004 Quarterfinal
USC	0	0	
Washington State	2	1	2013 Quarterfinal

Pac-12 Tournament Champions

1987	UCLA
1988	Arizona
1989	Arizona
1990	Arizona
2002	Arizona
2003	Oregon
2004	Stanford
2005	WASHINGTON
2006	UCLA
2007	Oregon
2008	Stanford
2009	USC
2010	WASHINGTON
2011	WASHINGTON
2012	Colorado
2013	Oregon

All-Time UW Results

1987 – Pauley Pavilion/Los Angeles

Defeated Stanford, 86-71, March 6, Quarterfinal
Defeated Oregon, 70-56, March 7, 1987, Semifinal
Lost to #18 UCLA, 64-76, March 8, 1987; Championship

All-Tournament Team

Chris Welp, Washington
Phil Zevenbergen, Washington

1988 – McKale Center/Tucson, Ariz.

Defeated Arizona State, 96-86, March 10, First Round
Lost to Oregon State, 61-80, March 11, Quarterfinal

1989 – Great Western Forum/Los Angeles

Lost to UCLA, 54-64, March 9, Quarterfinal

1990 – University Activity Center/Tempe, Ariz.

Lost to Arizona State, 51-57, March 8, 1990, First Round

2002 – Staples Center/Los Angeles

Lost to Oregon, 64-86, March 7, Quarterfinal

2004 – Staples Center/Los Angeles

Defeated UCLA, 91-83, March 11, Quarterfinal
Defeated #21 Arizona, 90-85, March 12, Semifinal
Lost to #2 Stanford, 66-77, March 13, Championship

All-Tournament Team

Nate Robinson, Washington

2005 – Staples Center/Los Angeles

Defeated Arizona State, 95-90 (ot), March 10, Quarters
Defeated Stanford, 66-63, March 11, Semifinal
Defeated #8 Arizona, 81-72, March 12, Championship

All-Tournament Team

Nate Robinson, Washington
Tre Simmons, Washington

2006 – Staples Center/Los Angeles

Lost to Oregon, 73-84, March 9, Quarterfinal

All-Tournament Team

Brandon Roy, Washington

2007 – Staples Center/Los Angeles

Defeated Arizona State, 59-51, March 7, First Round
Lost to Washington State, 64-74, March 8, Quarterfinal

2008 – Staples Center/Los Angeles

Lost to California 84-81, March 12, First Round

2009 – Staples Center/Los Angeles

Defeated Stanford, 85-73, March 12, Quarterfinals
Lost to Arizona State, 65-75, March 13, Semifinals

2010 – Staples Center/Los Angeles

Defeated Oregon State, 59-52, March 11, Quarterfinals
Defeated Stanford, 79-64, March 12, Semifinals
Defeated California, 79-75, March 13, Finals

All-Tournament Team

Isaiah Thomas, Washington (Most Outstanding Player)
Quincy Pondexter, Washington

2011 – Staples Center/Los Angeles

Defeated Washington State, 89-87, March 10, Quarterfinals
Defeated Oregon, 69-51, March 11, Semifinals
Defeated Arizona, 77-75 (ot), March 12, Finals

All-Tournament Team

Isaiah Thomas, Washington (Most Outstanding Player)
Terrence Ross, Washington

2012 – Staples Center/Los Angeles

Lost to Oregon State 86-84, March 8, Quarterfinals

2013 – MGM Garden/Las Vegas, Nev.

Defeated Washington State, 64-62, March 13, Quarterfinals
Lost to Oregon, 80-77 (ot), March 14, Semifinals

UW'S PAC-12 TOURNAMENT RECORDS

UW Single-Game Team Records

Points

UW 96, vs. Arizona State, 3/10/87
OPP 90, Arizona State, 3/10/05

Field Goals Made

UW 34, vs. Stanford, 3/6/87
34 vs. WSU, 3/10/11
OPP 32, 4x, last Oregon State, 3/8/12

Field Goals Attempted

UW 70, vs. UCLA, 3/8/87
OPP 73, Stanford, 3/12/09

Field Goal Percent

UW .620 (31-50), vs. ASU, 3/10/88
OPP .542 (32-59), OSU, 3/11/88

3-Pointers Made

UW 12, Arizona, 3/12/04
OPP 11, Oregon, 3/7/02

3-pointers Attempted

UW 28, vs. WSU, 3/10/11
OPP 27, twice, last by WSU, 3/13/13

Free Throws Made

UW 30, vs. Arizona State, 3/10/88
OPP 25, California, 3/12/08

Free Throws Attempted

UW 36, vs. Arizona State, 3/10/88
OPP 35, California, 3/12/08

Free Throw Percent (min. 5 att.)

UW .944 (17-18), vs. California, 3/13/10
OPP .960 (24-25), Arizona, 3/12/04

Rebounds

UW 48, vs. Stanford, 3/12/09
OPP 43, California, 3/12/08

Assists

UW 20, vs. Arizona, 3/12/04
20 vs. WSU, 3/10/11
OPP 18, on two occasions

Blocked Shots

UW 7, vs. Stanford, 3/12/10
OPP 9, Oregon, 3/7/02

Steals

UW 12, vs. Stanford, 3/12/09
OPP 10, ORE, 3/9/06 & STAN, 3/12/09



Will Conroy's nine assists against Arizona in the 2004 Pac-10 Tournament remains a UW-best.

UW Individual Records

Points Scored

UW 30, Brandon Roy vs. ORE, 3/9/06
OPP 43, Klay Thompson, WSU, 3/10/11

Field Goals Made

UW 10, Tony Wroten vs. OSU, 3/8/12
OPP 15, Klay Thompson, WSU, 3/10/11

Field Goals Attempted

UW 20, Chris Welp vs. UCLA, 3/8/87
OPP 29, Klay Thompson, WSU, 3/10/11

Field Goals Percent (min. 10 att.)

UW .750 (9-12), P. Zevenbergen vs. STAN, 3/6/87
OPP .750 (12-16), Martin, OSU 3/11/88

3-Pointers Made

UW 5, Tre Simmons vs. AZ, 3/12/04
5, C.J. Wilcox vs. WSU, 3/10/11
OPP 8, Klay Thompson, WSU, 3/10/11

3-Pointers Attempted

UW 12, Isaiah Thomas vs. OSU, 3/11/10
OPP 14, Chamberlain Oguchi, ORE, 3/9/05
14, Klay Thompson, WSU, 3/10/11

Free Throws Made

UW 10, Tony Wroten vs. OSU, 3/8/12
OPP 9, Anthony Goods, STAN, 3/12/09

Free Throws Attempted

UW 19, Tony Wroten vs. OSU, 3/8/12
OPP 12, Wright, STAN, 3/6/87
12, Jared Cunningham, OSU, 3/8/12

Free Throw Percent (min. 5 att.)

UW 1.000 (9-9), Q. Pondexter vs. STAN, 3/12/10
OPP 1.000 (9-9), Anthony Goods, STAN, 3/12/09

Rebounds

UW 13, Phil Zevenbergen vs. STAN, 3/6/87
13, Chris Welp vs. UCLA, 3/8/87
OPP 16, Ryan Anderson, CAL, 3/12/08

Assists

UW 11, Isaiah Thomas, vs. WSU, 3/10/11
11, Abdul Gaddy, vs. WSU, 3/13/13
OPP 12, David Girley, ORE, 3/7/87

Blocked Shots

UW 4, T. Breshers vs. CAL, 3/13/10
OPP 5, Ike Diogu, ASU, 3/10/05

Steals


UW 4, Greg Hill vs STAN, 3/6/87
OPP 5, Hassan Adams, AZ, 3/12/04
5, Jorge Gutierrez, CAL, 3/13/10



Quincy Pondexter tied a UW record with nine field goals against Cal in 2008.



Chris Welp was inducted into the Pac-10 Hall of Honor in 2008.



Nate Robinson is the only Husky to earn two Pac-10 All-Tournament honors.

NCAA TOURNAMENT RESULTS



1943 (0-2)

Lost to Texas, 59-56 (Bill Morris, 22)
Western Regional Semifinal, Kansas City, Mo.

Lost to Oklahoma, 43-48 (Bill Taylor, 16)
West Regional Third Place Game, Kansas City, Mo.

1948 (1-1)

Lost to Baylor, 62-64 (Jack Nichols, 17)
Western Regional Semifinal, Kansas City, Mo.

Defeated Wyoming, 57-47 (Jack Nichols, 22)
West Regional Third Place Game, Kansas City, Mo.

1951 (2-1)

Defeated Texas A&M, 62-40 (Frank Guisness, 16)
1st Round, West Regionals, Kansas City, Mo.

Lost to Oklahoma A&M, 57-61 (Bob Houbregs, 19)
Western Regional Semifinal, Kansas City, Mo.

Defeated BYU, 80-67 (Bob Houbregs, 23)
West Regional Third Place Game, Kansas City, Mo.

1953 (3-1)

Defeated Seattle Univ., 92-70 (Bob Houbregs, 45)
Western Regional Semifinals, Corvallis, Ore.

Defeated Santa Clara, 74-62 (Bob Houbregs, 34)
Western Regional Finals, Corvallis, Ore.

Lost to Kansas, 53-79 (Bob Houbregs, 18)
NCAA Final Four, Kansas City, Mo.

Defeated LSU, 88-69 (Bob Houbregs, 42)
National Third Place Game, Kansas City, Mo.

1976 (0-1)

Lost to Missouri, 67-69 (Lars Hansen/Clarence Ramsey, 14)
1st Round, Midwest Subregionals, Lawrence, Kan.

1984 (2-1) — No. 6 seed

Defeated Nevada-Reno, 64-54 (D. Schrempf, 23)
1st Round, Western Subregionals, Pullman, Wash.

Defeated Duke, 80-78 (Detlef Schrempf, 30)
2nd Round, Western Subregionals, Pullman, Wash.

Lost to Dayton, 58-64 (Detlef Schrempf, 18)
Western Regional Semifinals, Los Angeles, Calif.

1985 (0-1) — No. 5 seed

Lost to Kentucky, 58-66 (Paul Fortier/Detlef Schrempf, 16)
West Subregionals, Salt Lake City, Utah

1986 (0-1) — No. 12 seed

Lost to Michigan State, 70-72 (Chris Welp, 22)
Midwest Subregionals, Dayton, Ohio

1998 (2-1) — No. 11 seed

Defeated Xavier, 69-68 (Watts & Luton, 17)
1st Round, Washington, D.C.

Defeated Richmond, 81-66 (Todd MacCulloch, 31)
2nd Round, Washington, D.C.

Lost to Connecticut, 74-75 (Donald Watts, 22)
Regional Semifinal, Greensboro, N.C.

1999 (0-1) — No. 7 seed

Lost to Miami (Ohio), 58-59 (Donald Watts, 28)
1st Round, New Orleans, La.

2004 (0-1) — No. 8 seed

Lost to UAB, 100-102 (Nate Robinson, 27)
1st Round, Columbus, Ohio

2005 (2-1) — No. 1 seed

Defeated Montana, 88-77 (Brandon Roy, 17)
1st Round, Boise, Idaho

Defeated Pacific, 97-79 (Nate Robinson, 23)
2nd Round, Boise, Idaho

Lost to Louisville, 79-93 (Jamaal Williams, 18)
Regional Semifinal, Albuquerque, N.M.

2006 (2-1) — No. 5 seed

Defeated Utah State, 75-61 (Brandon Roy, 28)
1st Round, San Diego, Calif.

Defeated Illinois 67-64 (Brandon Roy 21)
2nd Round, San Diego, Calif.

Lost to Connecticut, 92-98 ot (Jamaal Williams, 27)
Regional Semifinal, Washington, D.C.

2009 (1-1) — No. 4 seed

Defeated Mississippi State, 75-61 (Quincy Pondexter, 23)
1st Round, Portland, Ore.

Lost to Purdue 74-76 (Isaiah Thomas, 24)
2nd Round, Portland, Ore.

2010 (2-1) — No. 11 seed

Defeated Marquette, 80-78 (Isaiah Thomas, 19)
1st Round, San Jose, Calif.

Defeated New Mexico, 82-67 (Quincy Pondexter, 18)
2nd Round, San Jose, Calif.

Lost to West Virginia, 56-69 (Justin Holiday, 14)
Regional Semifinal, Syracuse, N.Y.

2011 (1-1) — No. 7 seed

Defeated Georgia, 68-65 (Isaiah Thomas, 19)
1st Round, Charlotte, NC.

Lost to North Carolina, 83-86 (Terrence Ross, 19)
2nd Round, Charlotte, NC.



Individual Records

Points

UW 45, Bob Houbregs vs. Seattle U., 3/13/53
OPP 43, Wally Szczerbiak, Miami (Ohio), 3/12/99

Field Goals Made

UW 20, Bob Houbregs vs. Seattle U., 3/13/53
OPP 18, Wally Szczerbiak, Miami (Ohio), 3/12/99

Field Goals Attempted

UW 25, Bob Houbregs vs. BYU, 3/24/51
OPP 33, Wally Szczerbiak, Miami (Ohio), 3/12/99

Field Goals Percent (min. 10 att.)

UW .800 (8-10) Shag Williams vs. Michigan St., 3/13/86
OPP .846 (11-13) Darryl Johnson, Michigan St., 3/13/86

Free Throws Made

UW 10, Bob Houbregs vs. Santa Clara, 3/14/53
10, Greg Hill vs. Montana State, 3/11/87
OPP 13, Demario Eddins, UAB, 3/19/04

Free Throws Attempted

UW 14, Donald Watts vs. Xavier, 3/12/98
OPP 15 Demario Eddins, UAB, 3/19/04

Free Throw Percent (min. 5 att.)

UW **7-7, Isaiah Thomas vs. Georgia, 3/18/11**
OPP 11-11, Marcus Williams, Connecticut, 3/24/06

Rebounds

UW 18, Todd MacCulloch vs. Richmond, 3/14/98
18, Jon Brockman, Purdue, 3/21/09
OPP 12, Wally Szczerbiak, Miami (Ohio), 3/12/99

Assists

UW 12, Alvin Vaughn vs. Duke, 3/18/94
OPP **14, Kendall Marshall, UNC, 3/20/11**

Blocked Shots

UW 5, Matthew Bryan-Amaning vs. W. Virg, 3/25/10
OPP **4, John Henson, UNC, 3/20/11**

Steals

UW 5, Justin Holiday, vs. W. Virginia, 3/25/10
OPP 6, Smith, Missouri, 3/13/76

Team Records

Points

UW 100, vs. UAB, 3/19/04
OPP 102, UAB, 3/19/04

Field Goals Made

UW 39, vs. Seattle University, 3/13/53
OPP 33, Montana, 3/17/05

Field Goals Attempted

UW 87, vs. Brigham Young, 3/24/51
OPP 70, Kansas, 3/17/53
70, Brigham Young, 3/24/51

Field Goal Percent (min. 10 att.)

UW .705 (31-44) vs. Duke, 3/18/84
OPP .596 (31-52) Michigan State, 3/13/86

Free Throws Made

UW 24, vs. UAB, 3/19/04
OPP 34, Connecticut, 3/24/06

Free Throws Attempted

UW 36, vs. Santa Clara, 3/14/53
OPP 44, UAB, 3/19/04

Free Throw Percent (min. 5 att.)

UW **1.000 (7-7) vs. North Carolina 3/20/11**
OPP .913 (21-23) Connecticut, 3/19/98

Rebounds

UW 45, vs. Missouri, 3/13/76
45, vs. Richmond, 3/14/98
45, vs. Mississippi State, 3/19/09
OPP 49, West Virginia, 3/25/10

Assists

UW 21, vs. Marquette, 3/18/10
21 vs. New Mexico, 3/20/10
OPP 23, UAB, 3/19/04

Blocked Shots

UW 8, vs. West Virginia, 3/25/10
OPP 5, Connecticut, 3/24/06

5, North Carolina, 3/20/11

Steals


UW 19, vs. Connecticut, 3/24/06
OPP 14, Xavier, 3/12/98



Donald Watts went 8-for-8 from the line against Xavier in 1988



Hakeem Rollins blocked 4 shots vs. UAB in 2004



Bob Houbregs scored 45 points against Seattle University in 1953



In 2006, Washington were an overtime loss away from the regional finals.

NIT TOURNAMENT HISTORY

Total Number of Appearances: 7

(2013, 2012, 1997, 1996, 1987, 1982, 1980)

Furthest Advanced: Semifinals, 2012

All-Time Record: 6-7 overall

(4-1 home, 2-5 away, 0-1 in NYC)

All-Time Results

1980 (0-1)

Lost to UNLV, 93-73 (Bob Fronk, 12)
March 7, 1980; First Round, Las Vegas, Nev.

1982 (1-1)

Defeated BYU, 66-63 (Alvin Vaughn, 23)
March 10, 1982; First Round, Provo, Utah

Lost to Texas A&M, 69-65 (Dan Caldwell, 20)
March 15, 1982; Second Round, Seattle, Wash.

1987 (2-1)

Defeated Montana State, 98-90 (Greg Hill, 26)
March 11, 1987; First Round, Bozeman, Mont.

Defeated Boise State, 73-64 (Greg Hill, 24)
March 16, 1987; Second Round, Seattle, Wash.

Lost to Nebraska, 81-76 (Greg Hill, 25)
March 21, 1987; Third Round, Lincoln, Neb.

1996 (0-1)

Lost to Michigan State, 64-50 (Mark Sanford, 12)
March 13, 1996; First Round East Lansing, Mich.

1997 (0-1)

Lost to Nebraska, 67-63 (Mark Sanford, 20)
March 12, 1997; First Round, Lincoln, Neb.

2012 (3-1)

Defeated UT Arlington, 82-72 (Terrence Ross, 23)
March 13, 2012; First Round, Seattle, Wash.

Defeated Northwestern, 76-55 (Terrence Ross, 32)
March 16, 2012; Second Round, Seattle, Wash.

Defeated Oregon, 90-86 (Terrence Ross, 24)
March 20, 2012; Quarterfinals, Seattle, Wash.

Lost to Minnesota, 68-67 (ot) (Terrence Ross, 21)
March 27, 2012; Semifinals, New York, N.Y.

2013 (0-1)

Lost at BYU, 90-79 (C.J. Wilcox, 20)
March 19, 2013; First Round, Provo, Utah



Terrence Ross scored 32 points vs. Northwestern in 2012.



Abdul Gaddy dished out 10 assists vs. Oregon in 2012.

Team Records

Points

UW 98, at Montana State, 3/11/87
OPP 93, UNLV, 3/7/80

Field Goals Made

UW 37, at Montana State, 3/11/87
OPP 38, UNLV, 3/7/80

Field Goals Attempted

UW 78, at UNLV, 3/7/80
OPP 69, twice, last Montana State, 3/11/87

Field Goal Percent (min. 10 att.)

UW .658 (25-38), vs. Boise State, 3/16/87
OPP .551 (38-69), UNLV, 3/7/80

3-PT Makes

UW 11, vs. Northwestern, 3/16/12
OPP 13, Montana State, 3/11/87

3-PT Attempts

UW 32, vs. Northwestern, 3/16/12
OPP 27, Montana State, 3/11/87

Free Throws Made

UW 27, vs. Oregon, 3/20/12
OPP 30, Nebraska, 3/21/87

Free Throws Attempted

UW 35, vs. Oregon, 3/20/12
OPP 38, Nebraska, 3/21/87

Free Throw Percent (min. 5 att.)

UW .826 (19-23), vs. Texas A&M, 3/15/82
OPP .913 (21-23), BYU, 3/19/13

Rebounds

UW 45, at UNLV, 3/7/80
OPP 47, UNLV, 3/7/80

Assists

UW 22, at UNLV, 3/7/80
OPP 31, UNLV, 3/7/80

Blocked Shots

UW 5, 3x, last at BYU, 3/19/13
OPP 9, Michigan State, 3/13/96

Steals

UW 11, vs. Minnesota, 3/27/12
OPP 15, Nebraska, 3/12/97

Individual Records

Points

UW 32, Terrence Ross, vs. Northwestern, 3/16/12
OPP 37, Tyler Haws, BYU, 3/19/13

Rebounds

UW 13, Mark Sanford at Nebraska, 3/12/97
OPP 14, Michael Johnson, UNLV, 3/7/80

Assists

UW 10, Abdul Gaddy, vs. Oregon, 3/20/12
OPP 10, Flintie Ray Williams, UNLV, 3/7/80

Blocked Shots

UW 3, Phil Zevenbergen at Montana State, 3/11/87
OPP 4, 3 times, last by Reggie Hearn, NW., 3/16/12

Steals

UW 4, on 3 occasions
OPP 6, Cookie Belcher, Nebraska, 3/12/97

Field Goals Made

UW 11, Chris Welp at Montana State, 3/11/87
OPP 15, Tyler Haws, BYU, 3/19/13

Field Goals Attempted

UW 25, Greg Hill at Nebraska, 3/21/87
OPP 24, Tyler Haws, BYU, 3/19/13

Field Goals Percent (min. 10 att.)

UW .700 (7-10), Chris Welp vs. Boise St., 3/16/87
OPP .636 (7-11), Kral Ferch, Montana State, 3/11/87

3-Pointers Made

UW 6, Terrence Ross vs. Northwestern, 3/16/12
OPP 5, 2 times, last by John Shurna, NW, 3/16/12

3-Pointers Attempted

UW 14, Terrence Ross vs. Northwestern, 3/16/12
OPP 10, 2 times, last by Devoe Joseph, Ore, 3/20/12

Free Throws Made

UW 10, 2 times, last by Tony Wroten vs. Ore, 3/20/12
OPP 12, Fred Roberts, Brigham Young, 3/10/82

Free Throws Attempted

UW 14, Tony Wroten vs. Oregon, 3/20/12
OPP 12, twice, last LaMarcus Reed, UT Arlington, 3/13/12


Free Throw Percent (min. 5 att.)

UW 6-6, 3 times, last C.J. Wilcox, vs. Ore, 3/20/12
OPP 12-12, Fred Roberts, Brigham Young, 3/10/82


HUSKIES DRAFTED BY THE NBA



Brandon Roy



Phil Zevenbergen



Jack Nichols

2012

% Terrence Ross	Toronto	1st	8th
% Tony Wroten	Memphis	1st	25th

2011

% Isaiah Thomas	Sacramento	2nd	60
-----------------	------------	-----	----

2010

Quincy Pondexter	Oklahoma City	1st	26
------------------	---------------	-----	----

2009

Jon Brockman	Portland	2nd	38
--------------	----------	-----	----

2007

% Spencer Hawes	Sacramento	1st	10
-----------------	------------	-----	----

2006

Brandon Roy	Minnesota	1st	6
Bobby Jones	Minnesota	2nd	47

2005

** Martell Webster	Portland	1st	6
% Nate Robinson	Phoenix	1st	21

2002

# Dan Dickau	Sacramento	1st	28
--------------	------------	-----	----

1999

Todd MacCulloch	Philadelphia	2nd	47
# Roberto Bergersen	Atlanta	2nd	52

1997

% Mark Sanford	Miami	2nd	30
----------------	-------	-----	----

1996

# Mark Pope	Indiana	2nd	52
-------------	---------	-----	----

1993

Rich Manning	Atlanta	2nd	40
--------------	---------	-----	----

1987

Chris Welp	Philadelphia	1st	16
Phil Zevenbergen	San Antonio	3rd	50

1986

Paul Fortier	Washington	5th	104
--------------	------------	-----	-----

1985

Detlef Schrempf	Dallas	1st	8
-----------------	--------	-----	---

1983

Brad Watson	Seattle	5th	109
-------------	---------	-----	-----

1982

Dan Caldwell	New York	3rd	52
Steve Burks	Seattle	8th	180
Ken Lyles	Denver	9th	199

1981

Petur Gudmundsson	Portland	3rd	61
Andra Griffin	Seattle	5th	99
Bob Fronk	Indiana	6th	129

1980

Lorenzo Romar	Golden State	7th	141
---------------	--------------	-----	-----

1978

Kim Stewart	Los Angeles	6th	126
-------------	-------------	-----	-----

1977

James Edwards	Los Angeles	3rd	46
Lars Hansen	Los Angeles	7th	152

1976

Lars Hansen	Chicago	3rd	37
Clarence Ramsey	Kansas City	4th	54

1975

Larry Pounds	Golden State	5th	87
--------------	--------------	-----	----

1974

Ray Price	New Orleans	4th	64
-----------	-------------	-----	----

1973

Louie Nelson	Capital	2nd	19
--------------	---------	-----	----

1972

Steve Hawes	Cleveland	2nd	24
Charles Dudley	San Francisco	5th	76

1970

George Irvine	Seattle	8th	125
Jay Bond	San Diego	15th	214

1968

Dave Carr	Chicago	14th	171
-----------	---------	------	-----

1967

Gordy Harris	Seattle	6th	67
--------------	---------	-----	----

1965

Lynn Nance	St. Louis	4th	28
------------	-----------	-----	----

1962

Bill Hanson	Chicago	6th	46
-------------	---------	-----	----

1959

Doug Smart	Detroit	7th	50
Bruno Boin	Detroit	10th	69

1958

Bruno Boin	St. Louis	9th	68
------------	-----------	-----	----

1955

Dean Parsons	Boston	11th	n/a
--------------	--------	------	-----

1953

Bob Houbregs	Milwaukee	1st	3
Joe Cipriano	Milwaukee	5th	n/a

1952

Frank Guisness	Baltimore	4th	n/a
----------------	-----------	-----	-----

1949

Bill Vandenburg	Boston	6th	n/a
-----------------	--------	-----	-----

1948

Jack Nichols	Washington	1st	12
--------------	------------	-----	----

% - Early draft entry
- Started career at Washington

Jon Brockman

Sacramento Kings, 2010
Milwaukee Bucks, 2010-2012
Houston Rockets, 2013

Will Conroy

Memphis Grizzlies, 2006-07
Los Angeles Clippers, 2007-08
Houston Rockets, 2010
Minnesota Timberwolves, 2013

Justin Dentmon

San Antonio Spurs, 2012
Toronto Raptors, 2012
Dallas Mavericks, 2013

Dan Dickau

Atlanta Hawks, 2002-2004
Portland Trailblazers, 2004
Dallas Mavericks, 2004-05
New Orleans Hornets, 2004-05
Boston Celtics, 2005-06
Portland Trailblazers, 2006-2007

Charles Dudley

Seattle Supersonics, 1973
Golden State Warriors, 1975-78
Chicago Bulls, 1979

James Edwards

Los Angeles Lakers, 1978, 1993-94
Indiana Pacers, 1978-83
Phoenix Suns, 1983-87
Detroit Pistons, 1988-91
Los Angeles Clippers, 1991-92
Portland Trailblazers, 1994-95
Chicago Bulls, 1995-1996

Chuck Gilmur

Chicago, 1947-50
Washington, 1950-51

Petur Gudmundsson

Portland Trailblazers, 1982-83
Los Angeles Lakers, 1986-87

Lars Hansen

Chicago Bulls, 1976
Seattle Supersonics, 1979
Kansas City Royals, 1980

Spencer Hawes

Sacramento Kings, 2007-2010
Philadelphia 76ers, 2010-present

Steve Hawes

Cleveland Cavaliers, 1972
Houston Rockets, 1975-76
Portland Trailblazers, 1976
Atlanta Hawks, 1977-83
Seattle Supersonics, 1983-84

Justin Holiday

Philadelphia 76ers, 2013

Bob Houbregs

Milwaukee, 1954
Baltimore, 1954-55
Boston, 1955
Fort Wayne, 1955-57
Detroit, 1958

George Irvine

Virginia Squires, 1971-75
Denver Nuggets, 1976

Bobby Jones

Philadelphia, 2006-07
Memphis Grizzlies, 2007-2008
Houston Rockets, 2007-2008
Miami Heat, 2007-2008
San Antonio Spurs, 2007-2008
Denver Nuggets, 2007-2008

Todd MacCulloch

Philadelphia 76ers, 1999-01, 2002-2004
New Jersey Nets, 2001-02

Rich Manning

Vancouver Grizzlies, 1996-97
Los Angeles Clippers, 1997-1998

Louis Nelson

Capital Bullets, 1974
New Orleans Jazz, 1975-76
San Antonio Spurs, 1977
Kansas City Royals, 1978
New Jersey Nets, 1978

Jack Nichols

Washington, 1949-50
Tri-Cities, 1950-51
Milwaukee, 1953-54
Boston, 1954-58

Quincy Pondexter

New Orleans Hornets, 2010-11
Memphis Grizzlies, 2011-present

Mark Pope

Indiana Pacers, 1997-1999
Milwaukee Bucks, 2000-2003

Eldridge Recasner

Denver Nuggets, 1994-95
Houston Rockets, 1995-96
Atlanta Hawks, 1996-98
Charlotte Hornets, 1998-2002

Nate Robinson

New York Knicks, 2005-2010
Boston Celtics, 2010-2011
Oklahoma City Thunder, 2011
Golden State Warriors, 2011-12

Chicago Bulls, 2013
Denver Nuggets, 2014

Lorenzo Romar

Golden State Warriors, 1980-83
Milwaukee Bucks, 1984
Detroit Pistons, 1984-85

Terrence Ross

Toronto Raptors, 2013-present

Brandon Roy

Portland Trailblazers, 2006-11
Minnesota Timberwolves, 2013

Mark Sanford

Miami Heat, 1998
Sacramento Kings, 1999

Detlef Schrempf

Dallas Mavericks, 1986-89
Indiana Pacers, 1989-1993
Seattle Sonics, 1994 -1999
Portland Trail Blazers, 1999-2001

Isaiah Thomas

Sacramento Kings, 2011-Present

Martell Webster (never played at UW)

Portland Trailblazers, 2005-2010
Minnesota Timberwolves, 2010-2012
Washington Wizards, 2013-present

Chris Welp

Philadelphia 76ers, 1988-89
San Antonio Spurs, 1990
Golden State Warriors, 1990

Tony Wroten

Memphis Grizzlies, 2013
Philadelphia 76ers, 2014

Phil Zevenbergen

San Antonio Spurs, 1988

